

苏州统计

SUZHOU STATISTICAL YEARBOOK

2016 年鉴

苏州市统计局

SUZHOU STATISTICS BUREAU


国家统计局苏州调查队 编

STATE STATISTICS BUREAU SUZHOU
INVESTIGATION TEAM



中国统计出版社

China Statistics Press



苏州统计

SUZHOU STATISTICAL YEARBOOK

2016 年鉴

苏州市统计局

SUZHOU STATISTICS BUREAU

国家统计局苏州调查队 编

STATE STATISTICS BUREAU SUZHOU
INVESTIGATION TEAM

总期28期 NO:28



中国统计出版社
China Statistics Press

©中国统计出版社 2016

版权所有。未经许可，本书的任何部分不得以任何方式在世界任何地区以任何文字翻印、拷贝、仿制或转载。

©2016 China Statistics Press

All rights reserved. No part of the publication may be reproduced or transmitted in any form or by any means, electronic or mechanical, including photocopying, recording, or any information storage and retrieval system, without written permission from the publisher.

图书在版编目 (C I P) 数据

苏州统计年鉴. 2016 / 苏州市统计局, 国家统计局苏州调查队编. -- 北京 :
中国统计出版社, 2016.7
ISBN 978-7-5037-7867-4

I. ①苏… II. ①苏… ②国… III. ①统计资料—苏州市—
2016—年鉴 IV. ①C832.533-54

中国版本图书馆CIP数据核字 (2016) 第166526号

苏州统计年鉴-2016

作 者 / 苏州市统计局 国家统计局苏州调查队

责任编辑 / 陈越月

装帧设计 / 苏州市新彩视广告印务有限公司

出版发行 / 中国统计出版社

地 址 / 北京市丰台区西三环南路甲6号 邮政编码/100073

电 话 / 邮购(010)63376909 书店(010)68783171

网 址 / <http://csp.stats.gov.cn>

印 刷 / 苏州印刷总厂有限公司

经 销 / 新华书店

开 本 / 890mm×1240mm 1/16

字 数 / 1380千字

印 张 / 48印张

版 别 / 2016年7月第1版

版 次 / 2016年7月第1次印刷

定 价 / 350.00元

本书附同版本CD-ROM一张, 光盘内容以书面文字为准。

如有印装差错, 由本社发行部调换。

《苏州统计年鉴—2016》编委会

- 名誉主任周伟强
- 主 任陈鼎昌 张建兴
- 副主任俞冠群 沈爱萍 葛惠龙 张新泉
吴 盛 王 娴 张桂红
- 编 委 (以姓氏笔划为序)
马露露 王 坚 王 斌 朱桂萍 许忠贵 孙新研
陈 彤 陈 霞 张 鸣 张善祥 吴国军 吴建保
吴 蔚 邹海峰 林 洁 徐 浩 徐 静 诸葛明
盛管球 章金弟 程玉珍 傅信忻 詹 欣

《苏州统计年鉴—2016》编辑部

- 主 编张 鸣
- 副主编程玉珍 严国峰 曹海波
- 编辑部成员 (以姓氏笔划为序)
王 伟 王佳荣 王晓蓉 尤 珏 邓建卫 司马思琦
刘春辉 刘玲慧 关羽茜 李梦洁 陆 杰 陆 凯
陆 婷 陈春燕 陈 乾 吴 政 宋 莹 汪 栋
张 娴 欧阳文 欧志强 金苏明 房海峰 赵 发
胡 淘 俞 洋 费 玮 钱苏芸 黄文斌 蒋 舟
程 瑜 谢宙彤 戴 梦
- 责任编辑陈越月
- 英文翻译徐 鹏
- 统计制图吴 羽

EDITORIAL BOARD

Honorary Chairperson	Zhou Weiqiang					
Chairman	Chen Dingchang	Zhang Jianxing				
Vice chairman	Yu Guanqun	Shen Aiping	Ge Huilong	Zhang Xinquan		
	Wu Sheng	Wang Xian	Zhang Guihong			
Editorial Board	(In order of strokes of Chinese surname)					
	Ma Lulu	Wang Jian	Wang Bin	Zhu Guiping	Xu Zhonggui	Sun Xinyan
	Chen Tong	Chen Xia	Zhang Ming	Zhang Shanxiang	Wu Guojun	Wu Jianbao
	Wu Wei	Zou Haifeng	Lin Jie	Xu Hao	Xu Jing	Zhuge Ming
	Sheng Guanqiu	Zhang Jindi	Cheng Yuzhen	Fu Xinxin	Zhan Xin	

EDITORIAL DEPARTMENT

Editor in Chief	Zhang Ming					
Deputy Editor in Chief	Cheng Yuzhen	Yan Guofeng	Cao Haibo			
Editorial Staff	(In order of strokes of Chinese surname)					
	Wang Wei	Wang Jiarong	Wang Xiaorong	You Jue	Deng Jianwei	Sima Siqi
	Liu Chunhui	Liu Linhui	Guan Yuqian	Li Mengjie	Lu Jie	Lu Kai
	Lu Ting	Chen Chunyan	Chen Qian	Wu Zheng	Song Ying	Wang Dong
	Zhang Xian	Ouyang Wen	Ou Zhiqiang	Jin Suming	Fang Haifeng	Zhao Fa
	Hu Tao	Yu Yang	Fei Wei	Qian Suyun	Huang Wenbin	Jiang Zhou
	Chen Yu	Xie Zhoutong	Dai Meng			
Coordinators	Chen Yueyue					
English Translator	Xu Peng					
Statical Cartgraphy	Wu Yu					

Edited By: Suzhou Statistics Bureau State Statistics Bureau Suzhou Investigation Team
Published By: China Statistics Press
Printed By: Suzhou General Printing House Co.,Ltd.

编 者 说 明

1.《苏州统计年鉴-2016》以大量统计数据,全面、系统地反映2015年苏州经济、社会各方面的发展情况。

2.本年鉴内容包括:发展成果图,综合,人口、劳动力,农业,工业,建筑业,运输、邮电业,贸易餐饮业,对外经济、国际旅游,服务业,能源消费,固定资产投资,企业调查,财政、金融、保险,物价指数,人民生活,科技,教育、文化,卫生、体育,民政、司法,城市建设、环境保护,城市比较等二十二个部分。

3.本年鉴辑入的统计数据以2015年为主,主要指标还列示了建国以来主要历史年份的统计数据。资料主要来自苏州市统计局、国家统计局苏州调查队的各项定期统计报表和抽样调查资料,部分资料来自苏州各主管部门。

4.根据国家统计制度的变化,部分历史数据作相应的调整,读者在使用历史资料时,凡以往年鉴与本年鉴有出入的,均以本年鉴为准。

5.2012年9月吴江撤市设区,原沧浪区、平江区、金阊区合并设立姑苏区。本年鉴表内全市数据包括姑苏区,吴中区,相城区,虎丘区、高新区,工业园区,吴江区,常熟市,张家港市,昆山市,太仓市,市区中包含吴江区数据(气象、水文、物价指数除外)。

6.本年鉴中的符号说明:

“...” 表示数据不足本表最小单位数;

“空格” 表示该项统计数据不详;

“-” 表示无该项统计数据;

“#” 表示其中数。

《苏州统计年鉴》公开出版以来,受到社会各界的关注和支持,不少读者对年鉴的内容和编辑工作提出了许多宝贵的意见,对此,我们深表感谢。欢迎读者一如既往地对本年鉴的不足之处批评指正,帮助我们进一步提高编辑水平。

Complier's Note

I. *Suzhou Statistical Yearbook 2016* is a publication which provides comprehensive and systematic data covering the economic and social development in Suzhou Municipality in 2015.

II. This yearbook is comprised of 22 parts including Achievement Graphs and Charts, General Survey, Population and Labor Force, Agriculture, Industry, Construction, Transportation, Post and Telecommunication, Wholesale, Retail Sales and Catering Business, Export-Oriented Economy and International Tourism, Services, Consumption of Energy, Investment in Fixed Assets, Enterprises Survey, Finance, Banking and Insurance, Price Indices, People's Livelihood, Science and Technology, Education and Culture, Public Health and Sports, Civil Administration, Judiciary and Other Items, Urban Construction and Environmental Protection, Cities Compare.

III. The statistics in the yearbook are mainly the statistics in 2015, and the main indicators also list the statistical data in the key years since the founding of the People's Republic of China. The data mainly comes from the periodic statistical reports and sample survey data of Suzhou Municipal Bureau of Statistics and Suzhou Investigation Team of National Bureau of Statistics, and some of the information comes from administrative departments of Suzhou municipal government.

IV. According to the changes of the national statistical system, some historical data is adjusted accordingly, and in the use of historical data, when the data in previous yearbooks is different from that in this yearbook, the data in this yearbook is to be used.

V. In September, 2012 Wujiang City was changed into Wujiang District, and the original Changlang District, Pingjiang District and Jinchang District were merged to become Gusu District. The whole city's data in the yearbook includes the data of Gusu District, Wuzhong District, Xiangcheng District, Huqiu District, Suzhou New District, Suzhou Industrial Park, Wujiang District, Changshu City, Zhangjiagang City, Kunshan City and Taicang city, and the data of the central city includes that of Wujiang District (except the data of meteorology, hydrology and price).

VI. Explanations on symbols used in this yearbook:

- "..." indicates that the data are not large enough to be rounded into the minimal unit,
- "space" indicates that the data is unknown and indicates the data not available,
- "—" indicates the data not available,
- "#" indicates the component items.

Here we'd like to express our sincere thanks to the readers who have provided us so many invaluable suggestions on content selection and compilation of the yearbook. Our thanks also go to those friends in all circles of society who have shown their support and care to the publication of the yearbook. We welcome any suggestions and comments from readers at large so as to help us to further improve our work of compilation.

“十二五”发展 >>>

“十二五” 年均增长

“12th Five-Year”
Average Annual Growth



10.6%

城镇居民人均可支配收入

Per Capita Disposable Income
of Urban Households



0.3%

年末常住人口

Year-end Total Population



12.0%

农村居民人均可支配收入

Per Capita Net Income
of Rural Residents



9.5%

地区生产总值

Gross Domestic Product



5.3%

规模以上工业总产值

Gross Industrial Output Value
Above Designated Size



11.6%

公共财政预算收入

Public Finance Budget Revenue



13.2%

社会消费品零售总额

Total Retail Sales of Consumer Goods



11.1%

全社会固定资产投资额


Total Value of Investment in Fixed Assets



2.2%

进出口总额

Total Exports and Imports



主要指标 >>>

14504.07

地区生产总值 (亿元)
Gross Domestic Product
(100 million yuan)



7243.24

服务业增加值 (亿元)
Added Value of Service Industry
(100 million yuan)




2015



1061.60

年末常住人口 (万人)
Year-end Total Population
(10000 persons)



219.23

年末户籍户数 (万户)
Year-end Total Number of Households
(10000 houses)



667.01

年末户籍人口 (万人)
Year-end Population
(10000 persons)



55

镇 (个)
Town (unit)



1039

村 (个)
Village (unit)



1079

居委会 (个)
Neighborhood
Committee (unit)



40

街道 (个)
Subdistrict (unit)

49.74

每万人拥有医院床位数 (张)
Number of Hospital Beds Per 10000 Persons (unit)

24.68

每万人拥有医生数 (人)
Number of Doctors Per 10000 Persons (person)

26.57

每万人拥有注册护士数 (人)
Number of Professional Nurses Per 10000 Persons (person)

15.31

人均拥有公园绿地面积 (平方米)
Per Capita Park Green Space (sq.m)

43.08

建成区绿化覆盖率 (%)
Coverage Rate of Green Areas In Developed Areas (%)

23659.10

金融机构人民币存款余额 (亿元)
Deposit Balance of Financial Institutions (100 million yuan)

7358.04

住户存款余额 (亿元)
Deposits of Households (100 million yuan)

19200.10

金融机构人民币贷款余额 (亿元)
Loans Balance of Financial Institutions (100 million yuan)

1814.59

出口总额 (亿美元)
Exports (USD 100 million)

3053.50

进出口总额 (亿美元)
Total Exports and Imports (USD 100 million)

4461.62

社会消费品零售总额 (亿元)
Total Retail Sales of Consumer Goods (100 million yuan)

6124.43

全社会固定资产投资额 (亿元)
Total Value of Investment In Fixed Assets (100 million yuan)

1560.76

公共财政预算收入 (亿元)
Local Public Finance Budget Revenue (100 million yuan)

30249.25

规模以上工业总产值 (亿元)
Gross Industrial Output Value Above Designated Size (100 million yuan)

70.19

实际使用外资 (亿美元)
Amount of Foreign Capital Actually Used (USD 100 million)

25580

农村居民人均可支配收入 (元)
Per Capita Net Income of Rural Residents (yuan)

50390

城镇居民人均可支配收入 (元)
Per Capita Disposable Income of Urban Households (yuan)

101.6

居民消费价格指数
General Consumer Price Index of Urban Residents

经济发展 >>>

地区生产总值 (亿元)

Gross Domestic Product (100 million yuan)



社会消费品零售总额 (亿元)

Total Retail Sales of Consumer Goods
(100 million yuan)





全社会固定资产投资完成额 (亿元)
Total Fixed Assets Investment (100 million yuan)



结构比例 >>>

地区生产总值构成 (%)

Proportions in Gross Domestic Product (%)



从业人员构成 (%)

Proportions in Number of Employed Persons (%)




金融机构人民币贷款

Loans Balance of Financial Institutions




金融机构行业贷款占比 (%)
The Proportion of Industry Loans in Loans of Financial Institutions (%)



金融机构行业贷款 (亿元)
Industry Loans of Financial Institutions (100 million yuan)



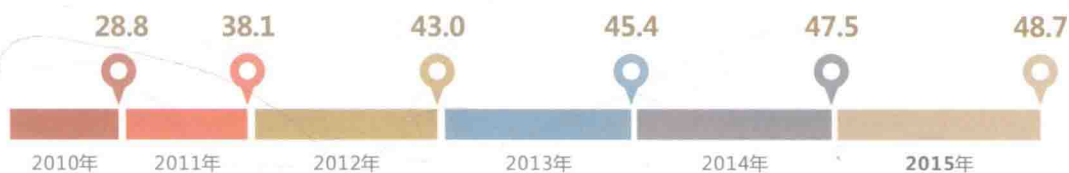
金融机构人民币贷款余额 (亿元)
Loans Balance of Financial Institutions (100 million yuan)





新兴产业占规模以上工业比重 (%)

The Proportion of Emerging Industries in Gross Industrial Output Value Above Designated Size (%)



人民生活 >>>



城镇居民人均可支配收入(元)

Per Capita Disposable Income of Urban Households (yuan)



农村居民人均可支配收入(元)

Per Capita Net Income of Rural Residents (yuan)




城镇居民人均生活消费支出(元)

31136

农村居民人均生活消费支出(元)

16761



城镇居民人均可支配收入(元)

Per Capita Disposable Income of Urban Households (yuan)

2010年 2011年 2012年 2013年 2014年 2015年



城乡收入比(农村=1)

Income Ratio Between Urban and Rural Areas (rural=1)

1.99 1.93 1.93 1.91 1.98 1.97

农村居民人均可支配收入(元)

Per Capita Net Income of Rural Residents (yuan)



在岗职工平均工资 (元)
Average Wages of Staff and Workers (yuan)



市区居民消费价格总指数 (以上年价格为100)
General Consumer Price Index of Urban Residents (preceding year is taken as 100)



民生保障 >>>

参加社会保险人数 (万人)

Number of People Covered by Social Insurance (10000 persons)

