

儿童英语拼读系列

DVD
+
CD

Phonics kids

蒲公英·英语拼读王

The Short Vowels

短元音家族

林素娥 谢静惠 文
简永宏 吴嘉倩 图

e



a

学习短元音的发音
进入字母拼读的大门



3A

贵州出版集团
贵州人民出版社

儿童英语拼读系列

Phonics kids

蒲公英·英语拼读王 3A


The Short Vowels 短元音家族

林素娥 谢静惠 文
简永宏 吴嘉倩 图



Contents 目录

Vowels Preview ... 4



Part 1 Aa

Aa	6
"am"	8
"ad"	10
"at"	12
Review	14



Part 3 Ii

Ii	30
"ig"	32
"ill"	34
"id"	36
Review	38



Part 2 Ee

Ee	18
"en"	20
"ell"	22
"ed"	24
Review	26




Cards ... 42

A



B



C



儿童英语拼读系列

Phonics kids

蒲公英·英语拼读王

3A

The Short Vowels

短元音家族

林素娥 谢静惠 文
简永宏 吴嘉倩 图



A B C

To Parents and Teachers 给家长和老师

《Phonics Kids蒲公英·英语拼读王》系列是针对初学英语，即将开始学习字母拼读的孩子而设计的英语拼读工具书。全套书分为六部分，共十二册，透过循序的引导，让孩子逐步学习基本的英语字母拼读：

1A+1B The Alphabet 《我会读字母》

2A+2B The Consonants 《学学辅音的发音》

3A+3B The Short Vowels 《短元音家族》

4A+4B Word Family and Blends 《元音组合家族》

5A+5B The Long Vowels 《长元音家族》

6A+6B More Word Family and Digraph 《分离元音组合家族》

第三部分3A、3B: The Short Vowels《短元音家族》，介绍5个元音的基本发音，以元音为基础让孩子正式开始英语拼读。共分5个单元，每单元包含的练习有：

A. 元音的发音

1. Point and Say
2. Drawing Fun
3. Chant with Me

利用指字母、指图的方式读出来，介绍每个元音的基本发音。



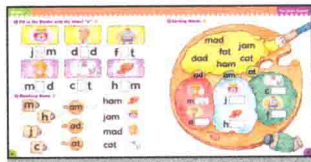
B. 字母组合拼读练习

搭配第二部分学过的辅音，为每个元音介绍三个组合，让孩子练习字母拼读。



C. 活动设计

字母组合拼读练习之后，设计各种拼写练习，让孩子复习每个单元的内容。



D. 经典童谣念唱

为每个元音介绍一首传统歌谣，作为元音的复习活动。



在此阶段，孩子已经开始学习拼读英文单词，尤其是辅音+元音+辅音(CVC)的单词，都能让孩子试着拼读。孩子能见词发音的单词数可累计到150个左右。每个孩子学习的方式及速度都不尽相同，需要家长和老师耐心的陪伴与引导；我们希望透过本书可爱的插图、轻快的歌谣带唱及字母的拼读练习，让孩子快乐地进入英语的阅读之门。


使用小帮手

在书中每个标题后标了不同的记号， 是该练习在CD中录制的节点，您可以在孩子练习的过程中，随时重复播放，或按下暂停键让孩子做复诵练习； 是划线圈选记号， 是着色记号，请引导孩子根据图例完成练习。



Contents 目录

Vowels Preview ... 4



Part 1 Aa

Aa	6
"am"	8
"ad"	10
"at"	12
Review	14



Part 3 Ii

Ii	30
"ig"	32
"ill"	34
"id"	36
Review	38



Part 2 Ee

Ee	18
"en"	20
"ell"	22
"ed"	24
Review	26




Cards 42

A

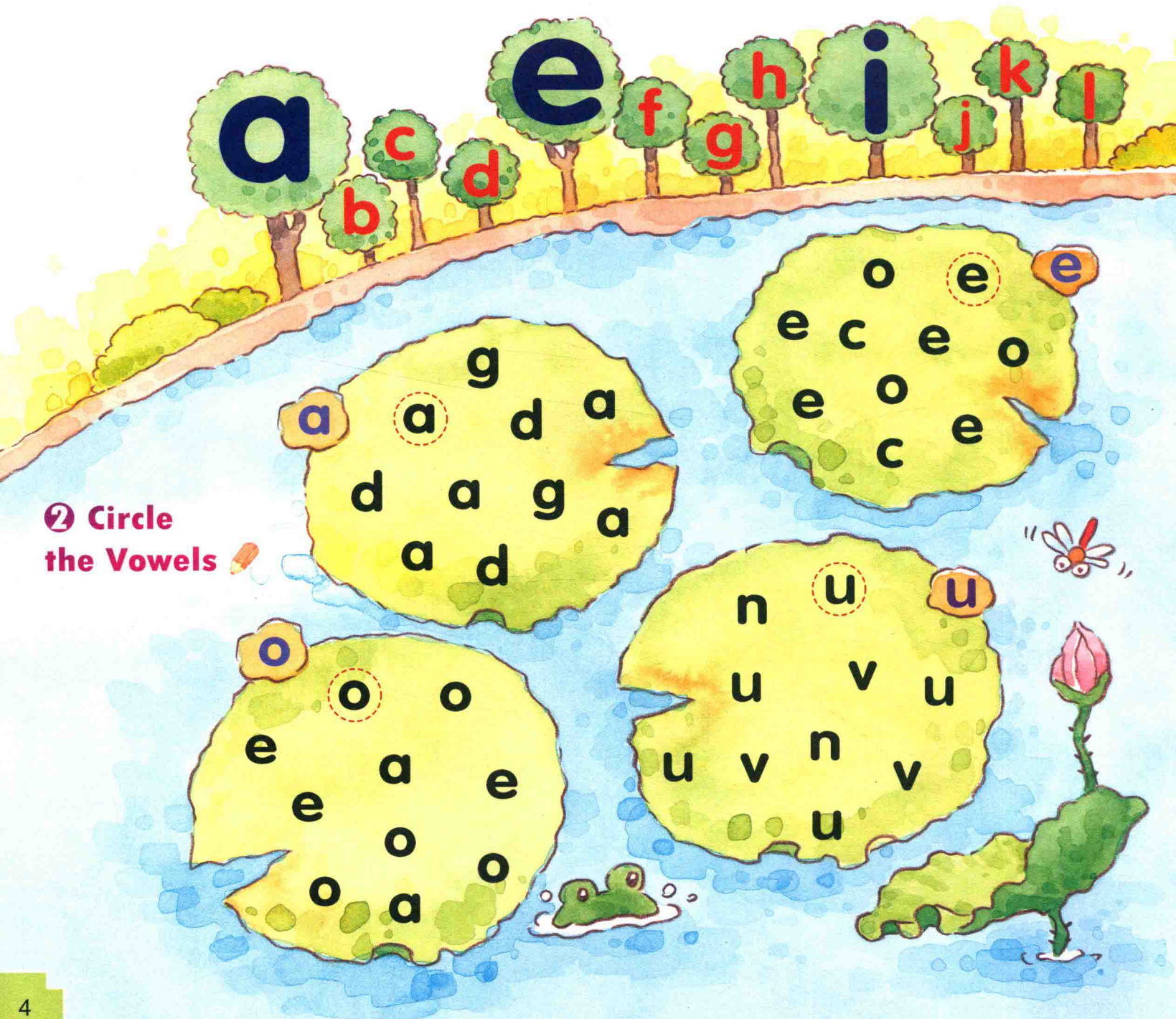


B




C

1 The Vowels






2 Circle the Vowels 






③ Find the Vowels
"a, e, i, o, u" 



① Point and Say 





alligator




apple





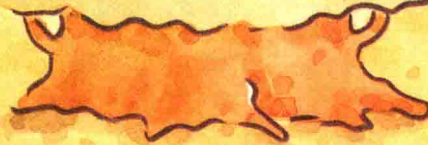
ax







ant

② Draw the Lines ③ Chant with Me 

Amy likes apples.
 Apple, apple, apple.
 Aa says , ,
 Apple, apple, apple.



① Point and Say 3



I love ham  and jam .

② Chant with Me 4

am

am

am

ham

ham

ham

I love ham



jam





jam

jam

I love jam



1 Point and Say 5



Dad  is mad  .

② Chant with Me 6

ad

ad

ad

dad

dad

dad

I love my dad .



mad

mad

mad

My dad  is not mad .

1 Point and Say 7



A fat, fat  cat  .

② Chant with Me 8

at

at

at

cat

cat

cat

I have a cat



fat

fat

fat

My cat



is fat



① Fill in the Blanks with the Vowel "a"



j a m



d □ d



f □ t



m □ d





c □ t



h □ m

② Matching Game



ham



jam



mad



cat

