

# English Cool Kids

## 英语大王

2017.4

主编：沈伟东

The Messages  
from a Kite

风筝的讯息



GUANGXI NORMAL UNIVERSITY PRESS

广西师范大学出版社



中国邮政“校园优秀书报刊”

邮发代号：48-127

定价：8.50元



# 英语大王

The Messages from a Kite

风筝的讯息

YINGYU DAWANG

FENGZHENG DE XUNXI

主编：沈伟东



GUANGXI NORMAL UNIVERSITY PRESS

广西师范大学出版社

· 桂林 ·





责任编辑：覃晶莹 陆云飞  
美术设计：桂林厚德载物文化传媒有限公司  
插画：蔡成恩 刘心茹

#### 图书在版编目（CIP）数据

风筝的讯息 = The Messages from a Kite / 沈伟东  
主编. —桂林：广西师范大学出版社，2017.4  
（英语大王）  
ISBN 978-7-5495-9472-6

I. ①风… II. ①沈… III. ①英语课—小学—  
课外读物 IV. ① G624.313

中国版本图书馆 CIP 数据核字（2017）第 012373 号

广西师范大学出版社出版发行

（广西桂林市中华路 22 号 邮政编码：541001）  
网址：<http://www.bbtpress.com>

出版人：张艺兵

全国新华书店经销

桂林广大印务有限责任公司印刷

（桂林市临桂县秧塘工业园西城大道北侧广西师范大学出版社集团  
有限公司创意产业园 邮政编码：541100）

开本：889 mm × 1 194 mm 1/16

印张：2.5 字数：35 千字


2017 年 4 月第 1 版

2017 年 4 月第 1 次印刷

定价：8.50 元

如发现印装质量问题，影响阅读，请与印刷厂联系调换。

ISBN 978-7-5495-9472-6



9 787549 594726 >

# My Kite

My kite is white,  
My kite is light,  
My kite is in the sky!  
Now low, now high,  
You see the kite.  
You see it, you and I!



扫描左侧二维码，即可收听本书录音。



赶快大声朗读这首诗歌，并把你的声音录下来发给我们吧！《英语大王》寻找最有范儿的声音，还有精美的礼品赠送哟！

发送方式：

1. 将你的录音以附件的形式发送到电子邮箱：[englishcoolkids@qq.com](mailto:englishcoolkids@qq.com)；
2. 扫描右侧二维码，关注我们的微信，将录音直接发到微信上。





# Contents

## •Story Merryland

1 The Loving Paper Lanterns

## •Magic School Bus

7 Special Birthday at School

## •Big Big World

14 The Country of Cherry Blossoms

## •Eyes on News

22 The Messages from a Kite

## •Show Time

30 Fun on Easter

## •Kids Club



36 Come and See My Family

●在编辑的过程中，我们与相关作品（包括照片、画作）的作者进行了联系，得到了他们的大力支持。对此，我们表示衷心感谢。但由于一些作者的姓名和通信地址不详，我们尚未能联系上。烦请这部分作者与编辑部联系，以便妥善处理稿酬支付等问题。

●凡投稿的作者，如未提前声明，其稿酬均包含本书在纸质出版、数字出版（包括但不限于网络、电子阅读器、手机阅读客户端等）的稿酬。



扫描左侧二维码，关注官方微信，在“微首页”点击“英王音频”菜单，即可收听本书录音。你还可以登录 [www.gc100.net.cn/download.html](http://www.gc100.net.cn/download.html)，下载本书录音。





Hi, welcome to Story Merryland! Here you can read many interesting stories. So, have fun in reading!

# The Loving\* Paper Lanterns\*

By Marianne Mitchell

In the backyard\*, Mia was helping her dad put sand\* into small paper bags. Mia asked, “How much sand do I put in?”

“Put in two scoops\*,” said Dad.



## Word Bank

loving /'lʌvɪŋ/ adj. 充满爱的

lantern /'læntən/ n. 灯笼

backyard /.bæk'jɑ:d/ n. 后院

sand /sænd/ n. 沙子

scoop /sku:p/ n. 铲





When all the bags were ready, Mia placed them in her wagon.\* Then she asked, "Where do I put the bags?"

"Follow\* me," said Dad.

Mia followed with her wagon to the front of the house.



### Word Bank

follow /'fɒləʊ/ v. 跟随

### 阅读小助手

When all the bags were ready, Mia placed them in her wagon.

当给所有纸袋都装好了沙子，米娅把它们放进了她的小四轮车。





“Are we going to put the bags in front of our house?” asked Mia.

“Yes. Let’s put the bags along each side of our walk,” said Dad.\*

Mia took up\* a bag from her wagon and said, “OK. Let’s do it!”

Then Mia and her dad put the bags one by one\* along each side of the walk.



### Word Bank

take up 拿起

one by one 一个接一个地

### 阅读小助手

“Yes. Let’s put the bags along each side of our walk,” said Dad.

“是的。让我们把这些袋子摆放在门前走道的两边。”爸爸说。





When all the bags were in place\*, Dad asked, "What do they need now?"

Mia grinned\*. "Candles\*!"

Dad showed her how to put a small candle in the sand of each bag.\*

That evening, Dad lit\* the candles. The paper lanterns glowed, lighting the way to their door.\*



### Word Bank

be in place 在适当的位置上

grin /grɪn/ v. 咧嘴笑

candle /'kændl/ n. 蜡烛

lit /lɪt/ v. 点燃 (light 的过去式)

### 阅读小助手

Dad showed her how to put a small candle in the sand of each bag.

爸爸向她示范如何在每袋沙子中插上一根小蜡烛。

The paper lanterns glowed, lighting the way to their door.

纸灯笼发光了，照亮了通往他们家门口的路。





When Mia's grandparents arrived\* for dinner, Mia asked, "Do you like my paper lanterns?"

"Yes, I like them," said Grandma.

Then Grandpa gave Mia a big hug\* and said, "They are very pretty\*!"



### Word Bank

arrive /ə'raɪv/ v. 来到

hug /hʌg/ n. 拥抱

pretty /'prɪti/ adj. 漂亮的








你知道吗，故事不仅可以读，还可以玩呢！现在我们就来玩转这个充满着爱的故事吧。当然，如果你读懂了整个故事，就会玩得更开心哟！

**Game 1: What did Mia and her dad need to make the paper lanterns? Circle the things they need. And then circle their words.**

米娅和爸爸需要用什么来做纸灯笼呢？请圈出他们所需的東西，然后圈出这些东西的单词。

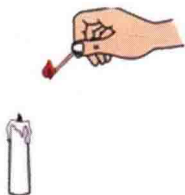


R	Z	C	A	N	D	L	E	U	A
Z	D	Y	P	A	K	J	J	C	J
S	G	C	K	P	B	G	D	G	T
C	K	E	S	J	M	M	J	M	S
O	V	U	I	B	W	N	Y	C	A
O	M	Y	S	O	R	Y	V	C	N
P	I	C	S	A	L	G	T	S	D
J	P	A	P	E	R	B	A	G	Z
Y	G	J	Z	S	G	U	F	K	V
G	M	E	B	E	A	R	C	E	P

**Game 2: How did Mia and her dad make the paper lanterns? Match the pictures with the correct steps and descriptions.**

米娅和爸爸是怎么制作纸灯笼的？请把图片与对应的步骤和描述连线。

Step 1



put a small candle in the sand of each bag

Step 2



put sand into small paper bags with a scoop

Step 3



light the candles



**Thomas  
Elementary  
School**

Hi, boys and girls,  
I'm Magic School  
Bus. Today we  
come to Thomas  
Elementary School  
in the USA.



# Special\* Birthday at School

图、文 / 心路独舞

Hello, I'm your new friend, Yaya. Welcome to my school! I'm a pupil of Grade Two. It's my birthday today. I will celebrate\* a special birthday at school. Please come and have fun with me!



## Star Student of the Week\*

A few days ago\*, my mum got a message\* from my teacher. It says I'm the "Star Student of the Week" and our class will celebrate a special birthday for me.

### Star Student of the Week

Star of the Week  
January 15-20

Dear Mr. and Mrs. Smith,

Your child, Yaya, is our "Star Student of the Week" the week of January 15-20<sup>th</sup>. Help us celebrate how special Yaya is by sharing some of the items listed below with our class. (All items will be returned to you.)

Some items you may want to include are...

- ☆ A favorite book or two.
- ☆ A special craft or cooking activity—you can come and do it with the class!
- ☆ Special things she would like to share—just send to school any day!
- ☆ A birthday snack for Friday if possible. (See you then!)



If you or a family member can visit for lunch that week, it would be a special treat for her! I appreciate your help in making next week special for Yaya!

Thank you,  
Mrs. Brown







哈哈，“一周之星”这个名字是不是很酷炫呢？如果你在本周过生日，那么你也可以成为我们班的“一周之星”。为了给“一周之星”一个特殊、难忘的回忆，老师会建议家长带一两本孩子喜欢的书到学校（可以读给全班同学听），以及准备一个特别的工艺或烹饪项目带到学校，和同学们一起完成，等等。大家想不想知道我选了什么书带去学校呢？



## Gifts from My Classmates



Before my birthday, I've got the birthday gifts from my classmates.\* Everyone drew a picture and wrote down his wishes\* for me. What special gifts!



同学们送给丫丫的生日礼物真用心、真特别！相信无论是谁收到这样真诚的礼物，都会很感动的。如果你的好朋友过生日，你会画些什么送给他/她呢？试着把你对好朋友的祝福画下来吧！

## A Birthday Gift for My Friend



### Word Bank

special /'speʃl/ adj. 特别的  
celebrate /'selɪbreɪt/ v. 庆祝  
Star Student of the Week 一周之星  
a few days ago 几天前  
message /'mesɪdʒ/ n. 信息  
wish /wɪʃ/ n. 祝愿

### 阅读小助手

Before my birthday, I've got the birthday gifts from my classmates.  
我的生日还没到，我就已经收到了同学们送的生日礼物。



## My Birthday Cakes



Look, these are my birthday cakes. There are also many chocolates and candies.



今天在学校过生日，我除了带来生日蛋糕和喜欢的书与同学们分享外，还带来了一样特别的东西，那就是我脖子上挂着的奖牌。我昨晚参加郡里的投篮比赛获得了冠军，所以我今天要带着它来跟同学们分享我夺冠的喜悦。

## Sing a Birthday Song

My classmates sing a birthday song to me. I'm very happy. Let's sing it together\*!





## Decorate\* the Cakes



How should I decorate the cake? Yes, I'm going to make a face on it.

After singing the song, we decorate the cakes with the chocolates and candies.\*



Look, it's finished\*! It looks funny, doesn't it?\*



### Word Bank

together /tə'geðə/ adv. 一起  
decorate /'dekəreɪt/ v. 装饰  
finished /'fɪnɪʃt/ adj. 完成的

### 阅读小助手

After singing the song, we decorate the cakes with the chocolates and candies.  
唱完生日歌后，我们用巧克力和糖果来装饰蛋糕。  
It looks funny, doesn't it?  
它看起来很滑稽，是吧？




## Share\* My Favorite Book

After lunch,  
we gather\* to the  
speech corner\*. I'm  
going to share my  
favorite book with my  
classmates.



The book I would  
like to share with  
you is called *A  
Lesson for Martin  
Luther King Jr..\**

It was a sunny,  
perfect\*  
September  
afternoon.  
Martin's first day  
of school was  
over\*...



大家一定都听说过马丁·路德·金吧？他是美国民权运动的领袖，曾在林肯纪念堂前发表过著名的演说《我有一个梦想》（*I Have a Dream*）。我很喜欢，也很敬佩马丁·路德·金，所以我今天就跟同学们分享了一个关于他的故事。原来，同学们也很喜欢他，还踊跃地跟我讨论起书中的细节来。

你最喜欢的书叫什么名字？记得把它拿出来跟伙伴们一起分享哟！