



普通高等教育“十一五”国家级规划教材



College English 1

新通用大学英语

Top Notch

综合教程

Integrated Course

Joan Saslow Allen Ascher 原著
《新通用大学英语》项目组 改编



高等教育出版社
Higher Education Press



普通高等教育“十一五”国家级规划教材



College English 1

新通用大学英语

Top Notch

综合教程

Integrated Course

Joan Saslow Allen Ascher 原著
《新通用大学英语》项目组 改编



高等教育出版社
Higher Education Press

图字：01-2006-5418

Authorized Adaptation from the English language edition, entitled TOP NOTCH, 2nd Edition, 0131104195 by SASLOW, JOANM; ASCHER, ALLEN, published by Pearson Education, Inc, publishing as Pearson Education ESL, Copyright © 2004.

All rights reserved No part of this book may be reproduced or transmitted in any form or by any means, electronic or mechanical, including photocopying, recording or by any information storage retrieval, without permission from pearson Education, Inc.

English language adaptation edition published by PEARSON EDUCATION ASIA LTD and HIGHER EDUCATION PRESS, Copyright © 2006.

For sale and distribution in People's Republic of China exclusively (except Taiwam, Hong Kong SAR and Macao SAR and Macao SAR).

仅限于中华人民共和国境内(但不允许在中国香港、澳门特别行政区和中国台湾地区)销售发行。

未经出版者预先书面许可,不得以任何方式复制或抄袭本书的任何部分。

本书封面贴有 Pearson Education(培生教育出版集团)激光防伪标签。

无标签不得销售。

图书在版编目(CIP)数据

新通用大学英语综合教程. 1 / (美) 萨洛(Saslow, J.), (美) 阿舍(Ascher, A.) 著; 《新通用大学英语》项目组改编. —北京: 高等教育出版社, 2006. 10
ISBN 7-04-018164-9

I. 新... II. ①萨... ②阿... ③新... III. 英语 - 高等学校 - 教材 IV. H31

中国版本图书馆 CIP 数据核字(2006)第 121702 号

出版发行 高等教育出版社
社 址 北京市西城区德外大街 4 号
邮政编码 100011
总 机 010-58581000

经 销 蓝色畅想图书发行有限公司
印 刷 北京中科印刷有限公司

开 本 850×1168 1/16
印 张 16.25
字 数 460 000

购书热线 010-58581118
免费咨询 800-810-0598
网 址 <http://www.hep.edu.cn>
<http://www.hep.com.cn>
网上订购 <http://www.landaco.com>
<http://www.landaco.com.cn>
畅想教育 <http://www.widedu.com>

版 次 2006 年 10 月第 1 版
印 次 2006 年 10 月第 1 次印刷
定 价 38.60 元

本书如有缺页、倒页、脱页等质量问题,请到所购图书销售部门联系调换。

版权所有 侵权必究

物料号 18164-00

《新通用大学英语》立体化系列教材

顾问：孔宪辉 David Conium Arthur McNeill 马冠芳

原著：Joan Saslow Allen Ascher

改编委员会：

赵 雯 黄卫祖 欧阳铨 严 明 王桂芝 乔梦铎 姚 丽 姜毓峰 刘孟兰 孙 俪

网络课程设计：黄卫祖 赵 雯

《新通用大学英语——综合教程 1》

总主编：赵 雯 姜茂发

主 编：王勃然 郝丽霞

编 者：刘丽欣 姜 雪 赵玉洁

策 划：徐艳梅

责任编辑：徐艳梅

封面设计：周 末

版式设计：王东岗

责任校对：白震坤 徐艳梅

责任印制：

前言

《通用大学英语》最早出版于1998年8月,是国内开发较早的一套面向学习者需求的系列电子教材。《新通用大学英语》是在国家“九五”重点科技攻关项目——《通用大学英语》的研究、开发与应用的基础上,依据教育部2004年颁布的《大学英语课程教学要求(试行)》重新研发的一套供大学基础阶段英语教学使用的立体化系列教材。

本系列教材共分为6级,供大学英语课程的一般要求和较高要求层次的教学使用。每级由《综合教程》、《阅读教程》、《综合技能训练》、《教学参考书》以及配套的电子教案、网络课程等组成。

本系列教材以面向信息时代的大学英语教学内容、课程体系和教学方法的改革为出发点,充分考虑现代教育技术在大学英语教学中的应用,力图建立一套能适应以学生主动、交互和自主学习为主的,集先进的语言学习理论、教学理论和教学手段与媒介于一体的,具有时代特色的本土化与国际化相结合的新型大学英语立体化教材。在设计及编写上充分吸纳了国内外教材先进的编写理念与特色,引进了刚刚于2006年获得美国教育出版大奖的Top Notch,为教材提供了真实、自然与鲜活的语料。在教材的引进、改编与自主研发等方面,我们进行了积极有益的探索,主要体现在以下几个方面:

☛ 系统化的语言教学思想

本套教程采用了多技能交际大纲的编写原则,融语言知识与听、说、读、写四项技能于一体,同时扩展了语音和词汇部分内容,并辅以先进的多媒体与网络教学手段。以全面提高学习者的英语交际能力为目标,以交际主题为线,意义构建为本,以活动为导向,任务为驱动,通过多样化的交际活动与探究式学习来进行知识建构,并以形成性评价作为教学重要的评价方法,来培养学生的综合分析能力和跨文化交际的能力。

☛ 模块化的内容架构

每一册书共有10个单元,每单元2课。这10个单元的主题均贴近学生的生活现实,其情景的设置与学生在学校、社会以及未来的生活密切相关。每个课程单元又分为单元导入、听、说、读、写等几大模块,每个模块的内容均与主题相关,并重点操练2~3种语言功能。

☛ 知识性、趣味性与文化性并重

在语料的选择方面,注重语言素材与中西方文化的结合,融知识性、趣味性与文化性于一体,题材广泛、体裁多样、语料真实、语言地道、版式活泼、图文并茂。在内容的设计上,力求语言知识学习、文化意识与批判性思维能力的培养并重。

☛ 一体化的教学解决方案

由《综合教程》、《阅读教程》、《综合技能训练》、《教学参考书》、电子教案、网络课程和基于教学内容的语料库等构成了完备的一体化的教学解决方案。

《综合教程》包括10个学习单元,每单元的结构由如下部分组成:

☛ 单元目标:用明晰的行为动词词组来阐述本单元的语用与交际目标。

☛ Lesson 1

- Lead-in: 课程单元的导入部分,通过情景剧片断来导入每课的主题,有利于激发学生的英语学习兴趣,激活学生原有的知识,在新旧知识间构筑有机的联系。
- Listening: 与单元主题相关的对话与短文,以及相应的听力练习,并依据不同的学习内容,加入有关听力方面的学习策略指导。
- Speaking: 主要包括 Conversation Model 和 Conversation Pair Work 两部分。同时,根据不同的学习内容,提供有关口语方面的学习策略指导。Conversation Model 为学生提供一定场景下的交际活动框架,图文并茂的场景对进一步开展口语活动提供了素材,同时也兼顾了不同层次学习者的需求。Conversation Pair Work 通过引导性的会话模式与框架,让学生可以进一步操练会话,并拓展会话内容。
- Reading: 主要包括 Topic Preview、Text A 和 Text B 三部分。并依据不同的学习内容,给予相关阅读方面的学习策略指导。Topic Preview 通过图文并茂的语料,依据可理解性输入原则与图示理论,在新旧知识间

构筑有机的联系,对下一步阅读活动的开展起到了良好的热身作用。在两篇阅读文章 Text A 和 Text B 后,本书设计了相应的阅读练习帮助学生巩固提高。

- Writing: 写作的核心是 Discussion 和 Writing Practice 两部分。Discussion 通过互动性与讨论式的方式来加深及拓展学生的知识结构。Writing Practice 采用任务链的形式,通过引导性的练习为后面的写作任务做准备与铺垫。

☛ Lesson 2

本部分所包括的结构与 Lesson 1 基本相同,但在内容的深度与广度上有所深化与扩展,在能力与语言技能方面亦有所增强,尤其是在写作方面,采用了交互式的过程性写作的模式。

- Extended Exercises: 通过综合性的扩展性训练,来巩固每一单元的语言知识,强化语言技能。并通过 Project Leading Activities 来培养学生的合作性学习与探究性学习的能力。Free Practice 设计精美的全页图示,基本囊括了每一单元的主要学习内容,通过开放性的综合训练,帮助学生巩固所学内容。
- Checkpoint: 针对单元学习目标与学习内容,将抽象的目标描述转化为明晰的学习诊断,可起到良好的教学反馈作用。

《新通用大学英语》由东北大学、哈尔滨工业大学、哈尔滨工程大学、黑龙江大学、东北林业大学、哈尔滨理工大学、沈阳理工大学、辽宁科技大学等多位教授与英语教学专家分工协作、集体编写而成。香港中文大学的孔宪辉教授、David Conium 教授、Arthur McNeill 博士和马冠芳博士担任了本系列教材的审定与顾问工作。

本系列教材在策划、设计与编写过程中得到了高等教育出版社外语出版中心的大力支持与帮助,东北大学教务处、东北大学外国语学院以及东北大学计算中心和沈阳理工大学外语学院的领导为本教材的编写和试用提供了鼎力支持,在此一并表示感谢。我们也对在本教材编写、制作和使用过程中给予指导和帮助的师生表示感谢。尽管编写时我们在探索和体现新型教学思想方面尽了最大努力,但由于水平、经验有限,这套教材中难免有一些不尽人意之处,我们热诚欢迎广大师生在使用本教材时提出宝贵的意见。

项目组
2006年9月

郑 重 声 明

高等教育出版社依法对本书享有专有出版权。任何未经许可的复制、销售行为均违反《中华人民共和国著作权法》，其行为人将承担相应的民事责任和行政责任，构成犯罪的，将被依法追究刑事责任。为了维护市场秩序，保护读者的合法权益，避免读者误用盗版书造成不良后果，我社将配合行政执法部门和司法机关对违法犯罪的单位和个人给予严厉打击。社会各界人士如发现上述侵权行为，希望及时举报，本社将奖励举报有功人员。

反盗版举报电话：(010) 58581897/58581896/58581879

传 真：(010) 82086060

E - mail: dd@hep.com.cn

通信地址：北京市西城区德外大街 4 号

高等教育出版社打击盗版办公室

邮 编：100011

购书请拨打电话：(010)58581118

Contents

Unit 1	Getting to Know People	6
Unit 2	Going Out	30
Unit 3	Talking About Families	54
Unit 4	Coping with Technology	77
Unit 5	Eating in, Eating out	98
Unit 6	Staying in Shape	116
Unit 7	Finding Something to Wear	137
Unit 8	Getting Away	158
Unit 9	Taking Transportation	181
Unit 10	Shopping Smart	203
	Glossary for Listening	225
	Glossary for Reading	234

Scope and Sequence

UNIT	Lesson	Lead-in	Listening
 Getting to Know People <i>Page 6</i>	1	Sitcom: Introduce Me! Scene 1	Part 1 This Is My Teacher. Part 2 Nice to Meet You. Part 3 Ask for Personal Information. How Do You Spell Your Name? Part 4 Get to Know People.
	2	Sitcom: Introduce Me! Scene 2	Part 1 Are You a Student Here? Part 2 What Are Their Occupations and Nationalities? Part 3 Get to Know These People.
 Going Out <i>Page 30</i>	1	Sitcom: There's a Great Movie Playing at the Glenwood. Scenes 1, 2	Part 1 Do You Want to See a Concert? Part 2 Are You Free on Saturday? Part 3 What's on? Part 4 Entertainment Events.
	2	Interview: Are You a Music Fan?	Part 1 I'm Looking for the Museum. Part 2 Make Plans to See an Event. Listening Strategy: note-taking Part 3 Get to Know Them.
 Taking About Families <i>Page 54</i>	1	Sitcom: My Family Is Coming in One Hour! Scenes 1, 2	Part 1 I Have Some Photos of My Family. Part 2 Are They Different? Part 3 Compare People. Listening Strategy: preparing to listen Part 4 Family Members.
	2	Interview: How Are You Alike?	Part 1 Tell Me Something About Your Family. Part 2 Marital Status and Relationships. Part 3 Passages
 Coping with Technology <i>Page 77</i>	1	Sitcom: Where Are the Tickets? Scene 1	Part 1 It's Just a Lemon! Part 2 What Are These Machines? Part 3 There's Something Wrong with the Machine. Part 4 Describe Machines.
	2	Sitcom: Where Are the Tickets? Scene 2	Part 1 Here Comes the Radio Ads. Part 2 Front Desk, Can I Help You? Part 3 Passages Listening Strategy: making inferences
 Eating in, Eating out <i>Page 98</i>	1	Sitcom: What's in the Salad?! Scenes 1, 2	Part 1 Are You Ready to Order? Part 2 Ordering Food. Part 3 Categories of Food. Part 4 Passages
	2	Interview: Do You Eat Healthy Foods?	Part 1 What Is There to Eat? Part 2 What to Say to a Waiter or Waitress? Part 3 Passages

Speaking	Reading	Writing
Get to Know Someone.	Topic Preview Text A Ask Allen Text B People Who Travel for Their Jobs Reading Strategy: scanning	Write a biography.
Conversation Strategy: clarifying information Who's Who?	Topic Preview Text C WILLIAM H. GATES, The Chief Architect of the Microsoft Corporation	Write about your classmate.
Accept or Decline an Invitation.	Topic Preview Text A Music Makes the World Go 'Round! Text B MTV Reading Strategy: identifying the topic sentence	Write an invitation message about an entertainment event.
Let's Go!	Topic Preview Text C Rediscovering Music's Value Reading Strategy: identifying the topic sentence	Write about your tastes in music.
Describe Your Family.	Topic Preview Text A The Twin Sisters Text B Families Come in All Sizes	Write about small or large families.
Ask About Family Members. Conversation Strategy: keeping a conversation going	Topic Preview Text C Living at Home Is a New Trend in US	Write about family members.
Suggest a Brand or Model.	Topic Preview Text A The Communicator Reading Strategy: personalizing Text B Walkman	Write a product advertisement.
Express Frustration About a Machine.	Topic Preview Text C PC Pollution	Write about a machine you own.
Make Food Choices	Topic Preview Reading Strategy: reading for the general idea Text A Healthy Eating Tips Text B Are You a SHEF?	Write about food choices.
Let's Eat!	Pre-reading Questions Text C "You Are What You Eat"	Write about the eating places you prefer.

Scope and Sequence

UNIT	Lesson	Lead-in	Listening
 Staying in Shape Page 116	1	Sitcom: I'm Getting in Shape! Scenes 1, 2	Part 1 On My Way to the Park. Part 2 Places for Physical Activities. Part 3 It's a Hot Day. Part 4 Any Tips on Running
	2	Interview: Do You Like to Exercise?	Part 1 When Do You Usually Eat Breakfast? Part 2 Americans' Eating Habits. Part 3 Passages Listening Strategy: identifying major events
 Finding Something to Wear Page 137	1	Sitcom: Which Dress Do You Like Better? Scene 1	Part 1 Types of Clothing and Shoes. Part 2 Discuss the Clothing. Part 3 Shop for Clothes. Part 4 Why Shop for Footwear in a Certain Store?
	2	Sitcom: Which Dress Do You Like Better? Scene 2	Part 1 Shop for Clothes. Part 2 What's the Name of the Department? Part 3 Passages
 Getting Away Page 158	1	Sitcom: How Was Your Vacation? Scene 1	Part 1 Tell Me About Your Trip. Part 2 How Was Your Trip to Greece? Part 3 Ask About the Trip. Part 4 Where Were You Last Weekend? Part 5 Their Trip to Egypt.
	2	Sitcom: How Was Your Vacation? Scene 2	Part 1 Tell Me Your Experiences in Your Vacation. Listening Strategy: listening for general topics Part 2 Where Were You This Weekend? Part 3 A Postcard. Part 4 Getting There.
 Taking Transportation Page 181	1	Sitcom: Is That an Express Donkey? Scenes 1, 2	Part 1 How Can We Get There? Part 2 Where Is My Train? Part 3 I Need Travel Services. Part 4 Travel and Transportation.
	2	Interview: Are You a Frequent Flyer?	Part 1 I Need a Plane Reservation. Listening Strategy: filling in charts Part 2 Transportation Problems. Part 3 Taking Transportation.
 Shopping Smart Page 203	1	Sitcom: How Much Do You Want? Scene 1	Part 1 I'm Almost out of Cash. Part 2 In an Electronics Store. Part 3 Prices. Part 4 Passages
	2	Sitcom: How Much Do You Want? Scene 2	Part 1 I'm Looking for a New Camcorder. Part 2 Is This the Information Desk? Part 3 Passages

Glossary for Listening Page 225

Glossary for Reading Page 234

Speaking	Reading	Writing
Plan an Activity with Someone.	<p>Topic Preview</p> <p>Text A I Need Some Health Advice!</p> <p>Text B With Her Mother's Help, Brooke Ellison Remains Active</p> <p>Reading Strategy: skimming</p>	Write about typical daily activities.
Are You a Couch Potato?	<p>Topic Preview</p> <p>Text C Accept Your Body and Learn to Have a Positive Self Image</p>	Write about the benefits sports can bring us.
Shop for Clothes.	<p>Topic Preview</p> <p>Text A Big Boot Sale!</p> <p>Text B Know Before You Go ...</p> <p>Reading Strategy: guessing meaning from context</p>	Write about what you plan to pack for your travel.
Conversation Strategy: give and get directions Excuse me. Where are the ...?	<p>Topic Preview</p> <p>Text C Crack the Office Dress Code</p>	Write about the dress code for your trip.
Greet Someone Arriving from a Trip.	<p>Topic Preview</p> <p>Text A A Vacation Postcard</p> <p>Text B Your Dream Vacation!</p> <p>Reading Strategy: preparing to read</p>	Write about a vacation you took.
Do You Need a Vacation?	<p>Topic Preview</p> <p>Text C A Charming Lake</p>	Write about your vacation experience.
Discuss Schedules and Buy Tickets.	<p>Topic Preview</p> <p>Text A New Cause Found for Cruise Ship Illnesses</p> <p>Text B Transportation Problems</p> <p>Reading Strategy: prediction</p>	Write about transportation problems on your trip.
Overbooked!	<p>Topic Preview</p> <p>Text C Make the Best of Getting Bumped</p>	Write about your next trip.
Ask for recommendation.	<p>Topic Preview</p> <p>Text A Can You Give Me a Better Price?</p> <p>Text B Did You Remember to Leave a Tip?</p> <p>Reading Strategy: taking notes</p>	Write your opinions about tipping.
It's the Best! Conversation Strategy: making comparisons	<p>Topic Preview</p> <p>Text C Five Tips & Tricks for Effective Online Shopping</p>	Write about your shopping experience.

- 1 Get to know someone
- 2 Offer to introduce someone
- 3 Talk about people
- 4 Interview a classmate
- 5 Write about people

Getting to know People

Lesson 1

Lead-in

Sitcom: Introduce Me!

Scene 1



Write the occupation of each person in each blank.

a receptionist
a tour guide

an office manager
a singer

a travel agent

1. Cheryl is _____.
2. Paul is _____.
3. Marie is _____.
4. Giorgio is _____.
5. Bob is _____.



Check whether each statement is True (T) or False (F).

1. Giorgio Moretti is traveling to Seoul.
2. Marie is from Paris.
3. Cheryl introduces Marie to Giorgio Moretti.
4. Giorgio Moretti is a new client at the travel agency.
5. Paul sings one of Giorgio Moretti's songs.
6. Mr. Evans knows Mr. Moretti is a singer.

T	F
<input type="checkbox"/>	<input type="checkbox"/>
<input type="checkbox"/>	<input type="checkbox"/>
<input type="checkbox"/>	<input type="checkbox"/>
<input type="checkbox"/>	<input type="checkbox"/>
<input type="checkbox"/>	<input type="checkbox"/>
<input type="checkbox"/>	<input type="checkbox"/>

Listening

Part 1 This Is My Teacher.



Listen and complete the following sentences.

- The girl's mother calls her teacher _____.
A. Mr. Mills B. Mr. Thomas C. Mr. Tom
- The teacher calls his wife _____.
A. Cassie B. Catherine C. Carol
- The teacher calls his student _____.
A. Daffodil B. Diana C. Daisy

Part 2 Nice to Meet You.



Listen and circle the right answer to each question.

- What is the woman's first name?
A. Andrew. B. Andrea. C. Anita.
- What is the man's family name?
A. West. B. Young. C. Andrew.

Part 3


Ask for Personal Information.

Listen to the conversations and fill in the missing information.



How Do You Spell Your Name?

Listen and write down the names you hear correctly.



Given Name: _____
Family Name/Surname: _____



Last Name: _____
First Name: _____
Occupation: _____

Part 4 Get to Know People.


Passage 1

Read the following statements before listening to the passage. And then, check whether each statement is True (T), False (F), or Not Mentioned (NM) according to what you hear.

	T	F	NM
Example: Ms. Jaramillo's first name is Inez.	<input checked="" type="checkbox"/>	<input type="checkbox"/>	<input type="checkbox"/>
1. Ms. Jaramillo is from Colombia.	<input type="checkbox"/>	<input type="checkbox"/>	<input type="checkbox"/>
2. Ms. Jaramillo likes Bogota.	<input type="checkbox"/>	<input type="checkbox"/>	<input type="checkbox"/>
3. Ms. Jaramillo lives in a house.	<input type="checkbox"/>	<input type="checkbox"/>	<input type="checkbox"/>
4. Ms. Jaramillo has two sisters.	<input type="checkbox"/>	<input type="checkbox"/>	<input type="checkbox"/>
5. Ms. Jaramillo's roommates are Colombian.	<input type="checkbox"/>	<input type="checkbox"/>	<input type="checkbox"/>

Passage 2

Listen carefully and complete the following table with the information about J.K. Rowling and her books.

Year of birth		
Nationality		
Field of learning	_____ and classical literature	
Degree		
Title of books		Year of publication
Harry Potter and the <i>Philosopher's Stone</i>		
Harry Potter and the <i>Chamber of Secrets</i>		
Harry Potter and the <i>Prisoner of Azkaban</i>		
Harry Potter and the <i>Goblet of Fire</i>		
Harry Potter and the <i>Order of the Phoenix</i>		

Speaking

Get to Know Someone.

CONVERSATION MODEL Read and listen.

A: Are you Bill?


B: No, I'm David. That's Bill over there.

A: Well, I'm Stacey. It's nice to meet you, David.

B: You, too.

A: Are you a student here?

B: As a matter of fact, I am.



Rhythm and intonation practice

Now listen again and try to imitate. Pay attention to the stress pattern.

CONVERSATION PAIR WORK

Write all your classmates' names on the chalkboard. Then get to know your classmates. Use the guide, or create a new conversation.

A: Are you _____?

B: _____.

A: Well, I'm _____.

It's nice to meet you, _____.

B: _____ ...

Continue the conversation in your own way.



Reading

Topic Preview

Why do you study English?

- for travel
- for overseas study
- for business
- to acquire useful information
- to pursue career development
- to learn about another culture
- to communicate with foreigners

...




☐ for business



☐ for travel



☐ for study



☐ to get to know people who don't speak my language