



# University Fundamental Physics (Vol 1)

张三慧 编著

Zhang Sanhui

清华大学出版社



ISBN 978-7-302-19698-3



9 787302 196983 >

定价：32.00元

# University Fundamental Physics (Vol 1)

张三慧 编著

Zhang Sanhui

清华大学出版社

北京

## A BRIEF INTRODUCTION TO THE CONTENT

The content of this volume includes two parts: mechanics and theory of heat. In the part of mechanics, the fundamental concepts and principles, as Newton's laws of motion, Momentum and angular momentum, work and energy, rotation and relativity. In the part of theory of heat, temperature, the kinetic theory of gases, the two laws of thermodynamics are introduced.

This Volume 1 together with Volume 2 cover all the pedagogic requirements of physics course in colleges and universities and hence can be used as textbooks of physics there. They can also be used as pedagogic references by high school teachers or as self-learning materials by other readers.

版权所有,侵权必究。侵权举报电话:010-62782989 13701121933

### 图书在版编目(CIP)数据

大学基础物理学.上册=University Fundamental Physics, Vol 1:英文/张三慧编著. —北京:清华大学出版社,2009.6

ISBN 978-7-302-19698-3

I. 大… II. 张… III. 物理学—双语教学—高等学校—教材—英文 IV. O4

中国版本图书馆 CIP 数据核字(2009)第 036688 号

责任编辑:朱红莲

责任校对:赵丽敏

责任印制:孟凡玉

出版发行:清华大学出版社

地 址:北京清华大学学研大厦 A 座

<http://www.tup.com.cn>

邮 编:100084

社 总 机:010-62770175

邮 购:010-62786544

投稿与读者服务:010-62776969, c-service@tup.tsinghua.edu.cn

质 量 反 馈:010-62772015, zhiliang@tup.tsinghua.edu.cn

印 装 者:北京鑫海金澳胶印有限公司

经 销:全国新华书店

开 本:185×230 印 张:19.75 字 数:404 千字

版 次:2009年6月第1版 印 次:2009年6月第1次印刷

印 数:1~3000

定 价:32.00 元

---

本书如存在文字不清、漏印、缺页、倒页、脱页等印装质量问题,请与清华大学出版社出版部联系调换。联系电话:(010)62770177 转 3103 产品编号:017721-01



## **FOREWORD**

---

This English edition of the University Fundamental physics is written for Bilingual pedagogy of physics. The physics contents include mechanics, heat, electromagnetism, optics and fundamental quantum physics. All these contents satisfy the kernel fundamental requirements declared by the physics pedagogic directing committee of Ministry of Education. So this book can be used as a reference book for the physics course given to non-physics specialized students in science and engineering universities. The writer thinks that there are surely many detects and errors in this book both in language and explanations of physical principles. He waits and welcomes your comments and corrections.

Zhang Sanhui  
In Tsinghua Yuan  
May 2009



# **CONTENTS**

---

## **PART 1 MECHANICS**

---

<b>CHAPTER 1 KINEMATICS OF A PARTICLE</b> .....	3
1.1 Reference System .....	3
1.2 Position Vector, Displacement, and Velocity .....	6
1.3 Acceleration .....	9
1.4 One-dimensional Motion with Constant Acceleration .....	14
1.5 Projectile Motion .....	16
1.6 Circular Motion .....	18
1.7 Relative Motion .....	22
SUMMARY .....	25
QUESTIONS .....	26
PROBLEMS .....	27
<b>CHAPTER 2 NEWTON'S LAWS OF MOTION</b> .....	30
2.1 Laws of Motion .....	30
2.2 Some Common Forces .....	34
2.3 Applications of Newton's Laws .....	37
2.4 Fundamental Forces of Nature .....	41
2.5 Noninertial Frame of Reference and Inertial Force .....	45
SUMMARY .....	48
QUESTIONS .....	48

PROBLEMS .....	50
<b>CHAPTER 3 MOMENTUM AND ANGULAR MOMENTUM .....</b>	<b>54</b>
3.1 Impulse and Theorem of Momentum .....	54
3.2 Theorem of Momentum for A System of Particles .....	57
3.3 The Law of Conservation of Momentum .....	59
3.4 Rocket .....	63
3.5 Center of Mass .....	65
3.6 The Theorem of Motion of CM .....	67
3.7 Theorem of Angular Momentum for A Particle .....	72
3.8 The Law of Conservation of Angular Momentum .....	74
SUMMARY .....	76
QUESTIONS .....	77
PROBLEMS .....	78
 <b>CHAPTER 4 WORK AND ENERGY .....</b>	 <b>81</b>
4.1 Work .....	81
4.2 The Theorem of Kinetic Energy .....	85
4.3 Potential Energy .....	89
4.4 Gravitational Potential Energy .....	94
* 4.5 Finding Conservative Force from Potential Energy Function .....	97
4.6 Law of Conservation of Mechanical Energy .....	99
4.7 Significance of Conservation Laws .....	106
4.8 Collision .....	108
4.9 Steady flow of Fluids .....	114
4.10 Bernoulli's Equation .....	116
SUMMARY .....	120
QUESTIONS .....	122
PROBLEMS .....	123
 <b>CHAPTER 5 ROTATION .....</b>	 <b>129</b>
5.1 Description of Rotation .....	129
5.2 The Law of Rotation .....	131
5.3 Calculating Moment of Inertia .....	134

5.4	Conservation of Angular Momentum in Rotation .....	137
5.5	Work and Energy in Rotation .....	141
	SUMMARY .....	144
	QUESTIONS .....	145
	PROBLEMS .....	146
<b>CHAPTER 6</b>	<b>RELATIVITY .....</b>	<b>150</b>
6.1	Newtonian Principle of Relativity and Galilean Transformation .....	150
6.2	Einstein's Two Postulates of Relativity .....	154
6.3	Relativity of Simultaneity .....	156
6.4	Time Dilation .....	159
6.5	Length Contraction .....	162
6.6	Lorentz Transformation .....	165
6.7	Relativistic Velocity Transformation .....	170
6.8	Relativistic Mass .....	173
6.9	Relativistic Kinetic Energy .....	176
6.10	Relativistic Energy .....	178
6.11	Relation between Momentum and Energy .....	182
*6.12	General Relativity .....	184
	SUMMARY .....	187
	QUESTIONS .....	188
	PROBLEMS .....	189

## PART 2 THEORY OF HEAT


<b>CHAPTER 7</b>	<b>TEMPERATURE .....</b>	<b>194</b>
7.1	Equilibrium State .....	194
7.2	Concept of Temperature .....	195
7.3	Ideal Gas Temperature Scale .....	196
7.4	Equation of State of an Ideal Gas .....	200
	SUMMARY .....	202
	QUESTIONS .....	203



PROBLEMS .....	203
<b>CHAPTER 8 THE KINETIC THEORY OF GASES .....</b>	<b>205</b>
8.1 Random Motion of Gas Molecules .....	205
8.2 Pressure of an Ideal Gas .....	208
8.3 Microscopic Meaning of Temperature .....	213
8.4 Equipartition Theorem of Energy .....	215
8.5 Maxwell Speed Distribution Law .....	218
8.6 Experimental Verification of Maxwell Speed Distribution Law .....	223
8.7 Isotherms of Real Gases .....	226
SUMMARY .....	229
QUESTIONS .....	231
PROBLEMS .....	232
<b>CHAPTER 9 THE FIRST LAW OF THERMODYNAMICS .....</b>	<b>234</b>
9.1 Work Heat the First Law of Thermodynamics .....	235
9.2 Quasi-static Process .....	238
9.3 Heat Capacity .....	242
9.4 Adiabatic Process .....	246
9.5 Cyclic Process .....	250
9.6 Carnot Cycle .....	254
9.7 Refrigeration Cycle .....	257
SUMMARY .....	259
QUESTIONS .....	261
PROBLEMS .....	262
<b>CHAPTER 10 THE SECOND LAW OF THERMODYNAMICS .....</b>	<b>265</b>
10.1 Direction of Natural Processes .....	266
10.2 Interdependence of Irreversibilities .....	268
10.3 Second Law of Thermodynamics and Its Microscopic Meaning .....	270
10.4 Thermodynamic Probability and the Direction of Natural Processes ...	273
10.5 Boltzmann's Entropy Formula and the Principle of Entropy Increase ...	277
10.6 Clausius Entropy Formula .....	281
10.7 Entropy and Degradation of Energy .....	286

---

SUMMARY .....	288
QUESTIONS .....	289
PROBLEMS .....	290
<b>DATA LIST</b> .....	<b>292</b>
<b>ANSWERS TO ALL PROBLEMS</b> .....	<b>294</b>
<b>INDEX</b> .....	<b>300</b>

The graphic consists of two grey diamond shapes. The left diamond contains the word "PART" in a serif font. The right diamond contains the number "1" in a large, bold serif font.

# MECHANICS

Mechanics is a branch of ancient knowledge which in the West might be traced to 4th century B. C. when the ancient Greek scholar Plato considered that the circular motion of the heavenly bodies was the most perfect motion and Aristotle taught that force motivated motion. In China it may be traced to the explanation of the principle of level in “Mo Jing” written in 5th century B. C. . However, it ought to be said that only from the description of inertial motion given by Galileo in 17th century mechanics (and the whole physics) began to be a scientific theory. Then Newton advanced his three laws of motion. Now the theory of mechanics based on Newton’ s laws is called Newtonian mechanics or classical mechanics. It had been considered honorably as a perfect and general theory and dominated for about 300 years. Although at the beginning of 20th century its limitation was found, and then in high-speed realm it was replaced by the theory of relativity and in microscopic realm it was replaced by quantum mechanics, in common technical realm, including machine manufacture, civil construction, and even aviation and spaceflight techniques, the classical mechanics still works as the fundamental theory and keeps its full power. Such practicality is one reason for us to study classical mechanics.

Since classical mechanics is a physical theory formed first in history, many theories later, including the theories of relativity and quantum mechanics, are affected by it. Many of the ideas and thoughts in the theory of relativity and quantum mechanics are the developments and

reformations of that in classical mechanics. In a certain sense, the classical mechanics is the foundation of the whole physics. This is another reason for us to study classical mechanics.

In this Part, we study mainly the fundamentals of particle mechanics and rigid body mechanics. We shall emphatically explain the concepts of momentum, angular momentum, energy and the corresponding conservation laws. The relativistic spacetime view has been the fundamental idea of modern physics and is closely related to Newtonian mechanics. It can be included in the realm of classical mechanics. In Chapter 6 we introduce the fundamental concepts and principles of the theory of special relativity.

The quantum mechanics is a completely new theory which can not be included in classical mechanics and hence not introduced in this Part. Even as this, we shall, at appropriate places, insert some concepts of quantum mechanics to compare them with the corresponding classical ones.

Classical mechanics has long been considered as deterministic. However, in the sixties of 20 century, due to the application of computers, it was found that although most of the subjects of classical mechanics are deterministic, but they are also unpredictable. To help the readers to realize this new development of calssical mechanics, some fundamental knowledge about it is introduced in Section 2. 6 under the title "Chaos".

# CHAPTER 1

## KINEMATICS OF A PARTICLE

Classical mechanics, or Newtonian mechanics, studies the mechanical motions of bodies. To study, first describe. The part in mechanics to describe motion is called *kinematics*. As the structure of moving bodies may be very complicated and their shape and size may be quite different from each other, we shall begin with the most simple and basic case, the motion of a particle. A **particle** is an ideal model of real bodies which is a point with certain mass. In this chapter we consider every body involved as a particle and discuss its kinematics. Most concepts here you have met in the high-school physics course. We shall repeat them in a more rigorous and systematic way. The concept of reference systems is emphasized. Vectors are used generally. Velocity and acceleration are defined with derivatives in calculus. The two components, tangential and normal, of circular motion are introduced. At last, the transformation of velocities between different reference systems, the Galilean velocity transformation is given.

### 1.1 Reference System

The mechanical motion of a body refers to the change of its position with time. The position of a body has meaning only when it is specified with respect to some other body. The other body is called the *reference body*. For example, to describe the motion of a car, some body fixed on the ground, such as a house or a road sign, is used as the reference body. Relative to different reference bodies, the motion of a body appears in different manners. This fact is called the *relativity of motion*. Just due to this relativity, to describe the motion of a body, the reference body must be specified first.

With the reference body given, to specify the spatial position of a particle

quantitatively, it is needed to establish a *coordinate system* fixed on the reference body. The coordinate system often used is the *cartesian coordinate system*, or the *rectangular coordinate system*. This system takes some point fixed on the reference body as the **origin**  $O$ . Three mutually perpendicular straight lines drawn from  $O$ , with appropriate scale, are taken as **axes**, labeled with  $x$ ,  $y$ , and  $z$  respectively, as shown in Fig. 1.1. In this coordinate system, the position of a particle at any instant, as  $P$  in Fig. 1.1, can be specified numerically with three coordinate values  $(x, y, z)$ .

To describe the motion of a particle completely, it is necessary to point out the time instant  $t$  of the arrival of the particle at each point along its path. This time instant  $t$  is indicated by a set of *synchronized clocks* (all give the same reading at any instant) installed everywhere. When a particle arrives at any point on its path, the clock by its side there indicates the instant  $t$  of its arrival (Fig. 1.2). The motion of the particle is thus described completely.

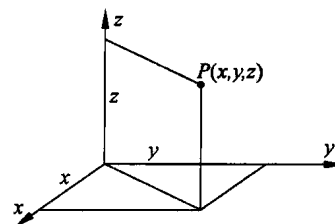


Fig. 1.1 Cartesian coordinate system

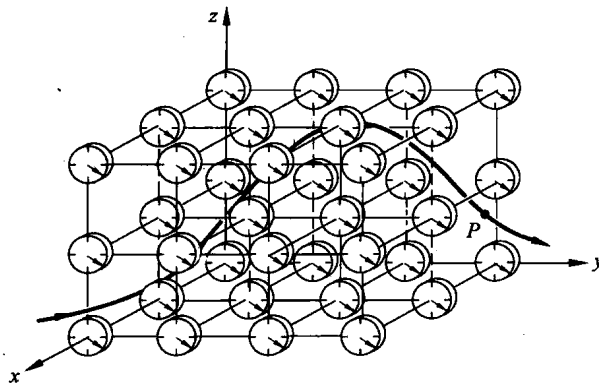


Fig. 1.2 A frame of reference

A coordinate system together with a set of synchronized clocks constitutes a system or a **frame of reference**. A system of reference is always named by the reference body. For example, a reference system fixed on the ground (usually with an axis upwards) is called the *ground* system of reference (coordinate  $O''x''y''z''$  in Fig. 1.3). The reference system with its origin fixed at the center of the Earth and axes pointing to definite stars is called *geocentric* system of reference (coordinate  $O'x'y'z'$  in Fig. 1.3). The reference

system with its origin fixed at the center of the Sun and axes pointing to definite stars is called *heliocentric* system of reference (coordinate  $Oxyz$  in Fig. 1.3).

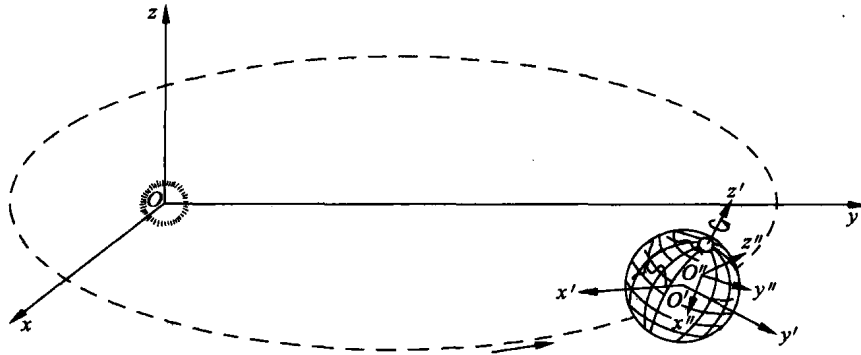


Fig. 1.3 Three practical frames of reference

The coordinate values defining the position of a particle are given by the distances from the origin along the axes. The basic SI units of length is *meter* (m) which is defined as 1m is the distance traveled by light in vacuum in  $(1/299\,792\,458)$  s. This definition is based on the precise technique of laser and the theory of relativity.

The time instant specifying the arriving of a particle at some point is expressed with the basic SI unit *second* (s), which is now defined as 9 192 631 770 times the period of the light with a characteristic frequency emitted by isotope  $^{133}\text{Cs}$ .

In practice, for convenience, appropriate multiples or fractions of the basic units, such as kilometer (km,  $1\text{km}=1000\text{m}$ ), nanosecond (ns,  $1\text{ns} = 10^{-9}\text{s}$ ) are often used. The prefixes used for this purpose are listed in Table 1.1.

Table 1.1 Prefixes used in SI

Factor	Prefix	Symbol
$10^{24}$	yotta	Y
$10^{21}$	zetta	Z
$10^{18}$	exa	E
$10^{15}$	peta	P
$10^{12}$	tera	T
$10^9$	giga	G
$10^6$	mega	M

Continued

Factor	Prefix	Symbol
$10^3$	kilo	k
$10^2$	hecto	h
$10^1$	deca	da
$10^{-1}$	deci	d
$10^{-2}$	centi	c
$10^{-3}$	milli	m
$10^{-6}$	micro	$\mu$
$10^{-9}$	nano	n
$10^{-12}$	pico	p
$10^{-15}$	femto	f
$10^{-18}$	atto	a
$10^{-21}$	zepto	z
$10^{-24}$	yocto	y

## 1.2 Position Vector, Displacement, and Velocity

After a reference frame chosen, the motion of a particle, i. e., the change of its position with time can be expressed by a mathematical function. The functions of time for the three coordinates are expressed generally as

$$x = x(t), \quad y = y(t), \quad z = z(t). \quad (1.1)$$

These functions are called the **functions of motion** of the particle.

The position of the particle can be expressed more simply and clearly with a vector. To do this, draw a directional segment  $OP$  from the origin  $O$  to the position of the particle at instant  $t$  and denote it by  $r$  (Fig. 1.4). The direction of  $r$  indicates the orientation of  $P$  relative to the axes and the length of  $r$  gives the distance from  $O$  to  $P$ . As the orientation and the distance relative to the origin are given, the position of the particle is specified completely. Vector  $r$  is then called the **position vector** or the radius vector of the particle at instant  $t$ . As the particle moves, its position vector changes with time. This change with time can be expressed generally as

$$r = r(t) \quad (1.2)$$

This is the vector form of the function of motion of the particle.

Geometrically, the position vector can be expressed by three *components* along the



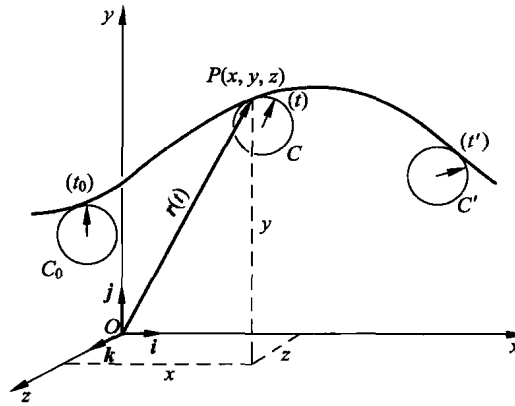


Fig. 1.4 Position vector

three axes  $x, y, z$ . Let  $i, j, k$  be the unit vectors (with magnitude 1) along the positive direction of  $x, y, z$  axis respectively. Then the position vector can be expressed as

$$\mathbf{r} = x\mathbf{i} + y\mathbf{j} + z\mathbf{k} \quad (1.3)$$

Here  $x\mathbf{i}$  is the *vector component* of  $\mathbf{r}$  along the  $x$  axis, which is parallel or antiparallel to the positive  $x$  direction according to  $x$  being positive or negative. Likewise,  $y\mathbf{j}$  and  $z\mathbf{k}$  are the vector components along the  $y$  and  $z$  axis respectively.  $x, y, z$  are called *scalar components* of  $\mathbf{r}$ .

Combined with Eqs. (1.1) and (1.2), Eq. (1.3) can be written as

$$\mathbf{r}(t) = x(t)\mathbf{i} + y(t)\mathbf{j} + z(t)\mathbf{k} \quad (1.4)$$

this equation means that the motion of a particle in space is the resultant of three component motions,  $x(t)\mathbf{i}$ ,  $y(t)\mathbf{j}$ , and  $z(t)\mathbf{k}$ , along the three axes.

The line along which a particle travels is called its **orbit**. The length of the orbit traveled by the particle in a certain time interval is called the **distance**, denoted by the letter  $s$ . The change in position of the particle in that interval is called the **displacement**. Assume that the particle passes points  $P$  and  $P_1$  at instants  $t$  and  $t + \Delta t$ , with position vectors  $\mathbf{r}(t)$  and  $\mathbf{r}(t + \Delta t)$ , respectively. Then the vector from  $P$  to  $P_1$ , which is the increment of the position vector, is

$$\Delta\mathbf{r} = \mathbf{r}(t + \Delta t) - \mathbf{r}(t)$$

This is the displacement of the particle in the time interval  $\Delta t = (t + \Delta t) - t$  (Fig. 1.5).

It should be noted that, the displacement  $\Delta\mathbf{r}$  is a vector, having both magnitude and direction. Its magnitude is denoted by  $|\Delta\mathbf{r}|$  which is not the same as  $\Delta r$ .  $\Delta r = r(t + \Delta t) - r(t)$  is the increment of the magnitude of the position vector. In general,  $|\Delta\mathbf{r}| \neq \Delta r$ .