


新视野英语

强化练习册

NEW HORIZONS IN ENGLISH

1



FOREIGN LANGUAGE TEACHING

AND RESEARCH PRESS

外语教学与研究出版社



新视野英语

New Horizons

in English

1

(第三版)
THIRD EDITION

强化练习册



Foreign Language Teaching and Research Press
外语教学与研究出版社
✧ Addison-Wesley Publishing Company

(京)新登字 155 号

图书在版编目(CIP)数据

新视野英语 (1):强化练习册 = NEW HORIZONS IN ENGLISH
(1):WORKBOOK / (美) 沃克(Walker, M.)著。—北京:外语教学与
研究出版社, 1994.9
ISBN 7-5600-0931-X

I . 新… II . 沃… III . 英语—习题 IV . H319

中国版本图书馆 CIP 数据核字(94)第 10430 号

新视野英语(1)强化练习册

(美)迈克尔·沃克

外语教学与研究出版社出版发行

(北京西三环北路 19 号)

北京丰华印刷厂印刷

新华书店总店北京发行所经销

开本 787×1092 1/16 4 印张

1994 年 9 月第 1 版 1995 年 12 月第 4 次印刷

印数: 30001—65000 册

ISBN 7-5600-0931-X/G·407

定价: 4.80 元

Contents

Unit 1	(to be used with student pages 1–12) practicing greetings • answering <i>yes/no</i> questions • matching written language to pictures	1
Unit 2	(to be used with student pages 13–24) writing about self • classifying • using picture cues to answer questions • describing people	7
Unit 3	(to be used with student pages 25–36) identifying prepositions • telling time • understanding sequence in conversation	13
Unit 4	(to be used with student pages 37–48) completing sentences • writing about a friend • using articles <i>a/an</i>	19
Unit 5	(to be used with student pages 49–60) creating questions and answers • using picture cues to answer questions • classifying • using ordinal numbers	25
Unit 6	(to be used with student pages 61–72) identifying occupations • writing about self • practicing reading comprehension • using <i>there is/there are</i>	31
Unit 7	(to be used with student pages 73–84) identifying body parts • using question words <i>what/who/when</i>	37
Unit 8	(to be used with student pages 85–96) using object pronouns • using demonstrative pronouns <i>this/that/these/those</i> • classifying	43
Unit 9	(to be used with student pages 97–108) telling time • answering information questions • using words in context	49
Unit 10	(to be used with student pages 109–120) using <i>can/can't</i> • using <i>have to/has to</i> • identifying the days of the week/month/seasons	55

Unit 1

Hello!

My name is Mike.

I hope you like this book.

I had fun writing it for you.



Her name is Sue.

Good morning.

His name is Don.

Hi!

Pleased to meet you, Sally.

So long.

Hello, Lucy.

Glad to meet you.

My name is Mary.

1. Hi, what's your name?

My name is Mary.

2. Good morning, Mike.

3. Pleased to meet you.

4. Hello, Tom.

5. What's her name?

6. See you later, Tom.

7. What's his name?

8. This is my friend Sally.

A. What's the answer?

1. Is his name Tom?



Yes, it is.

2. Is her name Betty?



No, it isn't.

3. Is his name Jack?



4. Is her name Betty?



5. Is his name Peter?



6. Is her name Sally?



7. Is her name Don?



8. What's *your* name?

B. What's the question?

1. What's your name?

My name is Mary.

2. Is his name Peter?

No, it isn't.

3. _____

His name is Peter.

4. _____

Her name is Mary.

5. _____

Yes, it is.

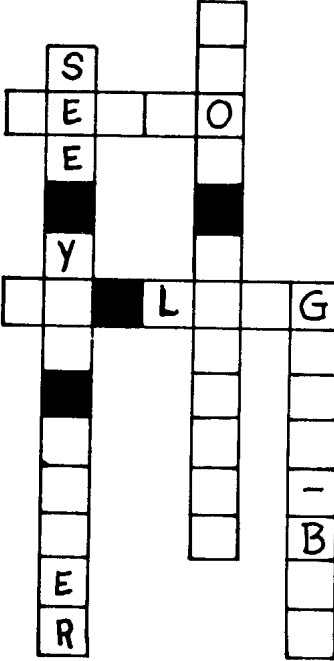



6. _____

No, it isn't.

7. _____

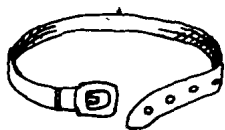
It's Tom.

Complete the puzzles.




A. What is it?

A



B



C



D



E



F



G



H




I



J



K

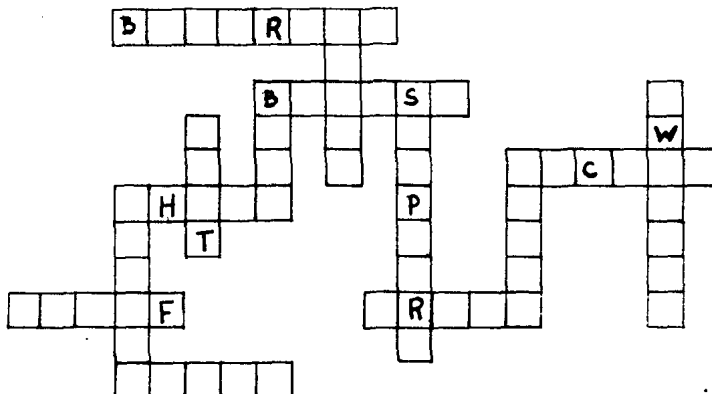


L



1. Is G a raincoat? Yes, it is.
2. Is H a blouse? No, it isn't.
3. Is I a tie? _____
4. Is J a dress? _____
5. Is B a belt? _____
6. Is F a hat? _____
7. Is A a skirt? _____
8. Is K a shirt? _____
9. Is C a scarf? _____
10. Is L a hat? _____
11. Is E a tie? _____
12. Is D a shirt? _____

B. Complete the puzzle.



Test Yourself

Choose the best answer.

1. Hello, Lucy.
This is my friend Tom.

- a) Good morning.
- b) Glad to meet you.
- c) See you later.

2. See you later.

- a) Good morning.
- b) Yes, it is.
- c) Good-bye.

3. What is a) his
b) her name?
c) your

My name is Mary.

4. Is a) his name Jack?
b) her

No, it isn't.

Well, what is it?



- a) It's Tom.
- b) What's Tom?
- c) This is my friend.

5. What's his last name?

- a) Nunez
- b) Henry
- c) Yes, it is.

6. What's his first name?



- a) Henry
- b) Nunez
- c) No, it isn't.

7. What's this?



- a) It's a tie.
- b) It's a bathrobe.
- c) It's a shirt.

8. Thank you.

- a) I forget everything.
- b) Come again soon.
- c) You're welcome.

Fast Track

A. Read the conversation.

- Breakfast?
- Yes, please.
- Tea or coffee?
- Tea, please.
- Milk, cream or nothing?
- Nothing, thanks.
- Sugar?
- No, thanks.
- Toast?
- Yes, please.
- Eggs?
- No, thanks. Not today.



small juice



large juice



cereal

B. Now complete this conversation.

- Breakfast?
- Yes, _____.
- Tea, coffee, or _____?
- _____, please.
- Small or _____?
- Large.
- What do you want to eat?
- First I would like _____.
- Fine.
- Then, I'd like _____.
- Anything else?
- Yes! I'd also like _____.
- All right. Your food will be here shortly.



fruit



fried eggs



pancakes



muffin



toast

Unit 2

A. What's the question?

- | | |
|------------------------------|-------------------------------|
| —What's your favorite color? | —Excuse me, is this your hat? |
| —What's this? | —What's she wearing? |
| —What color are his shoes? | —What's he wearing? |

1. —Excuse me, is this your hat?

—No, that's my hat.

2. _____

—It's blue.

3. _____

—They're brown.

4. _____

—It's a red sweater.

5. _____

—She's wearing a yellow dress.

6. _____

—He's wearing a green hat.

B. How about you?

1. What's your favorite color? _____

2. What color are your shoes? _____

3. What color is your shirt/blouse? _____

4. What color are your slippers? _____

UNIT TWO (After student page 16) **Matching questions and answers; writing about self.** Students choose the correct questions from the top of the page

and match them to the appropriate answers. The *How about you?* exercise provides practice in free response.

A. Cross one out.

1. what, who, ~~later~~, wearing
2. shoes, sweater, so, raincoat
3. My, Mike, Betty, morning
4. his, good, glad, green
5. Betty, pleased, blue, blouse
6. hi, her, hello, this
7. Tom, tie, it, to
8. friend, red, Fred, favorite

later

B. Follow the model.

1. Mary, Sally, ~~Don~~, Lucy
2. brown, white, red, Peter
3. purple, green, yes, yellow
4. hat, name, skirt, jacket
5. Tom, Mary, Jack, Don
6. he, she, hi, it
7. her, his, my, she
8. hi, hello, so long, wearing
9. white, shoes, socks, boots
10. sweater, blouse, shirt, glasses
11. color, Sally, Betty, Don

Don

A. Follow the models.

1. Is he wearing a hat?



Yes, he is.


2. Is she wearing a skirt?



No, she isn't.



3. Is he wearing a tie?



6. Is he wearing a sweater?



4. Is she wearing socks?



7. Is she wearing a raincoat?



5. Is he wearing a jacket?



8. Is she wearing boots?



Tom



Mary



Rosa



Don





Miguel

B. What's the answer?

1. Who's wearing a hat?
2. Who's wearing a jacket?
3. Who's wearing a raincoat?
4. Who's wearing shorts?
5. Who's wearing a skirt?
6. Who's wearing a blouse?
7. Who's wearing a tie?
8. Who's wearing boots?

Tom is.

A. What are they doing?



B. What are *you* wearing?

Test Yourself

What are they wearing?

1. _____
2. _____
3. _____
4. _____
5. _____
6. _____
7. _____



a hat
a sweater
socks
a blouse
a shirt
a skirt
a tie
a jacket
shoes
boots
a raincoat
shorts
glasses



1. _____
2. _____
3. _____
4. _____
5. _____
6. _____


B. Complete the questions and answers.

1. What's her name? _____
2. _____? His name is Tom.
3. _____ Peter? No, it isn't.
4. What's this? _____ a green shirt.
5. Is this your hat? No, _____
6. _____ wearing Don is.
a red sweater?
7. _____ a Yes, she is.
red raincoat?
8. _____ are you? I'm seventeen.
9. _____ very You're welcome
much.
10. Here's a present for you. Oh, _____

UNIT TWO (After student page 23) **Testing Unit 2 concepts.** In Exercise A, students choose appropriate clothing items from the list and write them on the lines next to Mary and Bob. For Exercise B, make sure stu-

dents understand that they must fill in an appropriate response or question depending on the sentence given. Correct in class.

Fast Track



A. Find the conversation. Choose the best sentences.

Nice to see you again.

- a) Nice to see you.
- b) Okay. Where?

- a) Just fine.
- b) How are you?

- a) Great! And you?
- b) I don't know.

- a) About three o'clock.
- b) Fine, just fine.

- a) That's good.
- b) Hello, my name is Ted.

- a) I don't know.
- b) Are you free later?

- a) Yes, I am. What time?
- b) So long.

- a) No, not now.
- b) At five o'clock.

- a) OK. Where do you want to meet?
- b) I feel sick.

- a) How about the cafeteria?
- b) Never felt better.

- a) Seven o'clock.
- b) Great! We can eat dinner.

- a) What's she wearing?
- b) That sounds terrific.

- a) I'll see you at five o'clock!
- b) Nothing, thanks.

Bye for now!

Unit 3

A. Find the right question.

What's your name?

Where's the lamp?

Is your name Lucy?

Where's the rug?

What's this?

Where are my shoes?

Is this a shirt?

Where's Tom?

What color is the sofa?

Where's Mary?

1. Where's Mary? She's in front of the table.
2. _____ No, it isn't. My name is Mary.
3. _____ My name is Sam.
4. _____ He's in front of Judy.
5. _____ It's blue.
6. _____ No, it's a blouse.
7. _____ Your shoes are under the sofa.
8. _____ It's on the table.
9. _____ It's a scarf.
10. _____ It's on the floor.

UNIT THREE (After student page 27) Matching questions to answers; using prepositions. Students carefully read the "answers," find the matching question at

the top of the page, and write it on the line provided. Mistakes may mean that a student cannot use the correct pronoun with its noun antecedent. Review, if necessary.