

新编研究生英语系列教程

研究生英语听说教程

(提高级/第二版)

北京市研究生英语教学研究会

主编 何福胜 罗立胜



中国人民大学出版社

新编研究生英语系列教程

研究生英语听说教程

(提高级/第二版)

北京市研究生英语教学研究会

主 编	何福胜	罗立胜		
编 者	吴江梅	吴 霞	谢 昆	沙丽金
	王 斌	王宏利	罗承丽	李秀丽

中国人民大学出版社

图书在版编目(CIP)数据

研究生英语听说教程. 提高级 / 何福胜, 罗立胜主编. —2版.

北京: 中国人民大学出版社, 2007

(新编研究生英语系列教材)

ISBN 978-7-300-02041-9

I. 研…

II. ①何… ②罗…

III. 英语—听说教学—研究生—教材

IV. H319.9

中国版本图书馆 CIP 数据核字 (2007) 第 089668 号

新编研究生英语系列教程

研究生英语听说教程 (提高级/第二版)

主 编 何福胜 罗立胜

编 者 吴江梅 吴 霞 谢 昆 沙丽金

王 斌 王宏利 罗承丽 李秀丽

出版发行 中国人民大学出版社

社 址 北京中关村大街31号

邮政编码 100080

电 话 010-62511242 (总编室)

010-62511398 (质管部)

010-82501766 (邮购部)

010-62514148 (门市部)

010-62515195 (发行公司)

010-62515275 (盗版举报)

网 址 [http:// www. crup. com. cn](http://www.crup.com.cn)

[http:// www. ttrnet. com](http://www.ttrnet.com) (人大教研网)

经 销 新华书店

印 刷 北京易丰印刷有限责任公司

规 格 185 mm × 260 mm 16开本

版 次 2004年4月第1版

2007年7月第2版

印 张 10

印 次 2007年7月第1次印刷

字 数 222 000

定 价 28.00元 (附光盘)

版权所有

侵权必究

印装差错

负责调换

第二版前言

《研究生英语听说教程》(提高级/第二版)由中国人民大学出版社和北京市研究生英语教学研究会共同策划,并组织北京市有关院校根据最新《研究生英语教学大纲》(试行)以及近年来研究生英语教学的实际需要编写,适用于高等院校文、理、工、医、农、林等各学科的非英语专业硕士研究生。

《研究生英语听说教程》(提高级/第二版)的编写指导思想是以《研究生英语教学大纲》以及《考试大纲》所确定的听力要求为主要依据,突出听能的实际训练,强调听与说的结合,注重教程的实用性和趣味性,同时尽可能满足当前听说教学的实际需要,以适应21世纪研究生英语教学的发展。

《研究生英语听说教程》(提高级/第二版)是一本中高级英语听说教程。该教程以常见语言功能、常用语言话题和学术专题为主线安排设计,以培养学生在听力及口语方面的实际运用能力为宗旨。本教材共分为16个单元,每个单元包含至少4个听力练习设计和5个口头交际任务设计,一般需要2个课时以上。教师可以根据学生的具体情况对课时量进行适当的调整,也可以有选择地使用本教程内容。

本提高级教材的主要特点有以下几个方面:

1. 听力材料内容丰富,每单元都包括4篇以上的真实场景英语对话或短文、讲座等内容;选材新颖,大部分都是最近几年的素材;大部分录音材料都是现场录制,语速自然,实用性强,涉及多种英语口音;听力练习设计尽可能地突出实用性,同时也训练学生对某一功能和话题的常用语言表达法的掌握。

2. 每单元的口语练习也突出其实用性,与中国国情和学生的实际情况相结合,让学生有自我表达自己真实思想的机会。口语练习还解决学生就某项语言功能和话题进行听说训练时所需的常用词汇和表达法问题。此外,口语练习设计丰富多彩,包括从控制型(controlled)到自由型(free)多种形式。例如,有些口语任务是使用调研表完成某项交际活动,而有些则是开放型话题探讨。

3. 坚持听力训练与口头训练相结合、相互促进的原则。口语练习多种多样,趣味性强,用以引导学生理解听力训练内容,而听力材料又给随后的口语活动提供语言

表达方式,能够极大地提高学生的学习效率。

4. 采取交际英语教学法的原则,给教师提供了较多的教学法指导。各项练习设计都以使用方便、趣味性强、激励学生参与活动为出发点,从而使学生在每一次课上都能有大量的英语操练机会,以提高自己的英语交际能力。

5. 本教材内容包括多种不同场合的英语交际活动,涉及英、美等国的日常生活、风俗习惯、文化背景等知识,有利于学生正确运用英语与国外人员交往。特别是本教材选用了大量的学术性讲座内容和学术性讨论话题和任务,能够在很大程度上提高学生利用英语进行高层次学术交流活动的能力。

6. 考虑到国内大专院校英语水平不同层次的实际情况,本书提供了大量的从易到难的练习设计,适用于各类高等院校提高层次的英语教学。教师可以根据学生的具体情况和课时安排有选择地使用本教程内容。

本教材每一个单元都可以通过3个阶段进行教学:(1) 引导活动;(2) 听力活动;(3) 口语活动。引导活动的形式多样,有听力练习、口头练习、简单问答等。其目的是将学生引导到某一单元的语言功能或常用话题上来。引导活动也包括处理所列出的听力材料词汇,这些词汇有可能影响学生对听力材料的理解,因而应在放录音前启发学生理解其词义。听力活动包括放音、学生讨论答案、重复放音、检查答案等过程。口语活动是听力活动的自然延伸和发展。要求学生积极参与,教师作必要的指导。该活动结束前可安排几名学生进行示范表演,以增加活动的趣味性。

本修订版教材不仅增加了部分听力训练内容,还特别设计了用于学生课外小组活动的主题和内容。同时,给学生提供了在课堂上做英语口语报告的训练环节,更突出了本教程的实用性和有效性。最后,增加了一个英语听力能力测试,为学生提供了一个检验自己英语能力提高的手段。

本教材由清华大学、中国科学院研究生院、中国人民大学、北京科技大学、北京林业大学、中国政法大学、北京地质大学、北京航空航天大学、北京理工大学、北京邮电大学、北方交通大学等院校的教师编写。澳大利亚英语教师Mary Tarrant通读了全稿并作了部分修改。

本书在编写过程中得到北京市研究生英语教学研究会、研究生英语系列教材编委会和部分兄弟院校的大力支持和帮助。他们对本教材提出了许多宝贵的意见,在此向他们表示感谢。由于编写人员水平有限,难免有不足之处,祈望使用本教程的教师和同学批评指正。

编者

2007年6月

CONTENTS

Unit 1	Personal Information.....	1
Unit 2	Daily Plans.....	13
Unit 3	Places.....	22
Unit 4	Diet.....	30
Unit 5	Party.....	41
Unit 6	Festivals.....	49
Unit 7	Experiences.....	57
Unit 8	Future.....	66
Unit 9	Sports.....	77
Unit 10	Problems & Solutions.....	87
Unit 11	General Knowledge.....	95
Unit 12	Communication.....	105
Unit 13	Crimes.....	115
Unit 14	Time.....	124
Unit 15	Marketing.....	132
Unit 16	Music.....	141
A Listening Examination.....		149



Unit 1

Personal Information

1

Speaking: Below is a mind quiz. It can help you to find your personal learning style. Join a partner and interview each other with this questionnaire. Briefly note down your partner's answers in the spaces provided.

Partner's Name: _____

Mind Quiz Questionnaire

1. Which five people have you talked to in the last two days?

2. What words can you think of to describe yourself?

3. How many telephone numbers can you remember? Whose are they?

4. What's your favorite place like, indoors or outdoors? Describe it briefly.

5. How does it feel to be very happy? Describe the feeling.

6. How does it feel to be nervous? Describe the feeling.


7. What are your most valuable birthday presents? Who gave them to you?

8. What plans have you got? Say the time and place of three arrangements you have.




Listening: You will hear some instructions about your personal information. Listen to the recording and write down the information required.

1.




2.




3.



4.




5.




6.



7.




8.




Speaking: Pair-work—Join a partner and interview each other with what you heard just now. Ask each other some questions and find out his or her answers. Take notes of your partner's answers.

Partner's Name: _____

1.




2.



3.



4.




5.




6.



7.



8.



Task 4

Listening: Look at the following questionnaire about your life expectancy. First fill in this questionnaire with information about yourself. Then listen to the recording and write down the scores for each question. Add up your total life expectancy.

Lexical items:

hereditary

life expectancy

quick-tempered

sedentary

subtract

世袭的, 遗传的

平均寿命

性急的, 易怒的

坐着工作的

减去, 减

What is your life expectancy?

(This questionnaire is based on life insurance tests. Write your answers in the spaces.)

	Score +/-
1. Are you male or female? _____	
2. How old are you? _____	
3. Do you live in an urban area with a population of more than 2 million people? _____	

4. Do you live in a rural area with less than 10,000 inhabitants?

5. Do you live alone?

6. Do you have a partner (husband/wife, boyfriend/girlfriend)?

7. Do you or will you have a university degree?

8. Do you or will you have a postgraduate degree or a similar professional qualification?

9. Do you or will you have a sedentary job?

10. How often do you jog, swim, play a sport or take similar exercise?

11. Do you usually sleep for more than 10 hours a day?

12. Are you happy?

13. Are you generally relaxed or do you lose your temper easily?

14. How many cigarettes (if any) do you smoke a day?

15. How much alcohol (if any) do you drink a day?

16. Are you overweight? If so, by how much?

17. How old are your grandparents, or how old were they when they died?

18. Does anyone in your family suffer from heart disease?

Total life expectancy: _____

5

Speaking: Pair-work—How long could your partner live? Join a partner and interview each other with this questionnaire. Record your partner's answers in the spaces provided below.

Partner's Name: _____

What is your life expectancy?	
(This questionnaire is based on life insurance tests. Write your answers in the spaces.)	
	Score +/-
1. Are you male or female? _____	
2. How old are you? _____	
3. Do you live in an urban area with a population of more than 2 million people? _____	
4. Do you live in a rural area with less than 10,000 inhabitants? _____	
5. Do you live alone? _____	
6. Do you have a partner (husband/wife, boyfriend/girlfriend)? _____	
7. Do you or will you have a university degree? _____	
8. Do you or will you have a postgraduate degree or a similar professional qualification? _____	
9. Do you or will you have a sedentary job? _____	
10. How often do you jog, swim, play a sport or take similar exercise? _____	

11. Do you usually sleep for more than 10 hours a day?

12. Are you happy?

13. Are you generally relaxed or do you lose your temper easily?

14. How many cigarettes (if any) do you smoke a day?

15. How much alcohol (if any) do you drink a day?

16. Are you overweight? If so, by how much?

17. How old are your grandparents, or how old were they when they died?

18. Does anyone in your family suffer from heart disease?

Total life expectancy: _____



Task 6

Listening: A group of people have just met. They will go on an expedition tour from London to South Africa. They are now introducing themselves to others. Listen to the recording and complete the chart below with what you hear.

Lexical items:

expedition

远行; 探险; 考察

trusty vehicle

信得过的交通工具

psychology

心理学

Buenos Aires (Argentina)

布宜诺斯艾利斯 (阿根廷)

Budapest (Hungary)

布达佩斯 (匈牙利)

Cape Town (South Africa)

开普敦 (南非)

Name	Nationality	Information
1. Marie Gregg	British	expedition guide
2. Jack		
3. Lulu McNulty		
4. Paola Rossi		
5. Istavan Tisza		



Task 7

Listening: You will hear an interview with someone. Below is a list of questions for the interview. Listen to the recording and note down the answers to the questions in the spaces provided.

Lexical items:

big family get-together	全家大聚会
dual nationality	双重国籍
Ibiza	(位于地中海北属西班牙的)伊比沙岛
modeling	做模型
Nicaragua	拉丁美洲的尼加拉瓜

Interview questions:

1. Where were you born?

2. Where are you living now?

3. How long have you been there?

4. Are you happy there?

5. Have you made any new friends?

6. What do you do for a living?

7. What do you do in your free time?

8. What sort of music do you like?

9. Do you ever listen to the Rolling Stones?

10. How often do you see your parents?

11. What's your favorite place in the world?

12. Who chose your name?



Speaking: Pair-work—Look at the following questionnaire. Join a partner and ask each other these questions. Record your partner's answers in the spaces provided.

Interview questions:

1. Where were you born?

2. Where are you living now?

3. How long have you been here/there?

4. Are you happy here/there?

5. Have you made any new friends?

6. What do you do in your free time?

7. What sort of music do you like?

8. How often do you see your parents?

9. What's your favorite place in the world?

10. Who chose your name?

9

Speaking: Group-work—This is your first day in class. Suppose you are now taking turns introducing yourself to your classmates and teachers. Join groups of four or five and make your introduction to your group members. Follow the following steps to give your presentation.

1. Greet everybody.
2. Tell them your name.
3. Tell them where you are from.
4. Say a few words about your hometown.
5. Say a few words about your personality.
6. Tell them how you feel about taking this course.
7. Say a few words about what you would expect from taking this course.
8. Express willingness to make friends with your classmates.
9. Express your hope to learn from all the other people in the class.
10. Use a usual expression to finish your introduction.

10

Speaking: Pair-work—Below is a questionnaire about the real you. First answer the questionnaire by yourself. Make your choice for each question. Then join a partner and compare and discuss your answers. You may also check to see what your choices mean. Compare this with your partner as well.

A Short Questionnaire to Discover the Real You

Section 1

1. Would you be happy if you were known as...
 - a. a person who is always reasonable?
 - b. a person who is always compassionate?
2. What is more important, someone's...
 - a. rights?
 - b. feelings?

Section 2

1. If you go somewhere for the day, do you usually...
 - a. plan what you will do and when you will do it?
 - b. Just go?
2. When you have a special job to do, do you...
 - a. organize it carefully before you start?
 - b. find out what is necessary as you go along?

3. Would you say you more often let...
 - a. your head rule your heart?
 - b. your heart rule your head?
4. Given the choice, would you rather work for someone who is...
 - a. always fair?
 - b. always kind?
5. Which of these words do you prefer?
 - a. determined
 - b. devoted
 - b. quiet?

3. If you had been asked last Saturday morning what you were going to do that day, would you have...
 - a. known it pretty well?
 - b. had no idea?
4. Do you generally do things at the last minute?
 - a. sometimes
 - b. often
5. Would you say the routine parts of your day are...
 - a. restful?
 - b. boring?

Section 3

1. If you are with a group of people, do you generally...
 - a. like to have the whole group as your audience?
 - b. talk with one person at a time?
2. Do you tend to have...
 - a. broad friendships with a lot of people?
 - b. deep friendships with a few people?
3. If there is some gossip about one of your friends, will you usually be...
 - a. one of the first to hear about it?
 - b. one of the last to find out what is going on?
4. Would you say you...
 - a. can be enthusiastic about most things if necessary?
 - b. can only be enthusiastic about things of particular importance to you?
5. If you could choose, would you rather things around you were...
 - a. busy?
 - b. quiet?

Section 4

1. Would you say you usually get on better with...
 - a. reliable, steady people?
 - b. unpredictable, spontaneous people?
2. If you were a teacher, would you rather teach...
 - a. fact-based courses?
 - b. courses involving theory?
3. If you could choose, would you prefer to be...
 - a. practical and good at fixing things?
 - b. creative and artistic?
4. Would you say you are...
 - a. conventional?
 - b. original?
5. Which of these words do you prefer?
 - a. certainty
 - b. possibility