

STACY A. HAGEN

STEVEN BROWN SERIES EDITOR

# JOURNEYS

WRITING

1

通达英语

写作教程

第一册

学生用书

Student's Edition

W 上海外语教育出版社  
SHANGHAI FOREIGN LANGUAGE EDUCATION PRESS  
外教社





# JOURNEYS

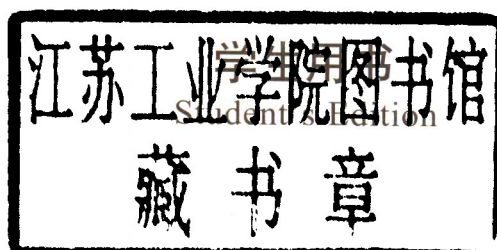
WRITING

# 1

## 通达英语

### 写作教程

#### 第一册



STACY A. HAGEN

STEVEN BROWN SERIES EDITOR



上海外语教育出版社  
SHANGHAI FOREIGN LANGUAGE EDUCATION PRESS

## 图书在版编目 (CIP) 数据

通达英语写作教程 (第1册) 学生用书 / 哈根 (Hagen, S. A.) 编.

—上海: 上海外语教育出版社, 2005

ISBN 7-81095-429-6

I. 通… II. 哈… III. 英语—写作—教材

IV. H315

中国版本图书馆CIP数据核字 (2004) 第116083号

图字: 09-2004-236号

出版发行: 上海外语教育出版社

(上海外国语大学内) 邮编: 200083

电 话: 021-65425300 (总机)

电子邮箱: bookinfo@sflep.com.cn

网 址: <http://www.sflep.com.cn> <http://www.sflep.com>

责任编辑: 陈鑫源

印 刷: 中共上海市委党校印刷厂

经 销: 新华书店上海发行所

开 本: 850×1168 1/16 印张 8 字数 274 千字

版 次: 2005 年 11 月 第 1 版 2005 年 11 月 第 1 次印刷

印 数: 5 000 册

书 号: ISBN 7-81095-429-6 / H · 134

定 价: 18.00 元

本版图书如有印装质量问题, 可向本社调换

## **From the Series Editor**

*Journeys* is a twelve-book, three-level, skills-based series for EFL/ESL learners. The books can be used from beginning level through intermediate level. They parallel the first three levels of basal series, and can be used as supplements to series or as stand-alone skills texts. A unique feature of *Journeys* is that the books can be used to construct a curriculum in those cases where student skills are at different levels. That is, in those classes where reading ability is at a higher level than speaking ability, the teacher is free to choose texts at appropriate levels. Each book can be used separately.

*Journeys* can be used with high-school-aged students and up.

*Journeys* takes three notions very seriously:

1. Beginning level students have brains and hearts. They live in an interesting world that they are interested in.
2. Learning needs to be recycled. Rather than work on the same skill or topic across all four books during the same week, topics and language are recycled across the books to keep what students have learned active. Teachers who want to can teach the books out of order because the syllabus of each book progresses slowly.
3. It is possible for beginning level students to work with sophisticated content, yet complete simple tasks. In general, students can understand a much higher level of language than they can produce. By grading tasks, that is, keeping them simple at a beginning level, the linguistic demands made of the students are kept relatively low, but the content of the exercises remains interesting to adult learners.

**Steven Brown**

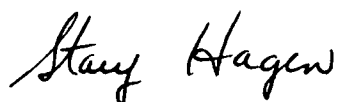
Youngstown State University

## Acknowledgements

This book is dedicated to Scott Newcombe, whose friendship has enriched so many of my own personal journeys.

The writing of this book was indeed a team effort and I would like to thank the following people:

- Nancy Baxer, whose excitement and enthusiasm for the project kept me inspired on this very unpredictable journey;
- Eleanor Barnes, development editor extraordinaire, whose creative talents are evident on every page;
- Steve Brown, who provided invaluable help at critical times, and whose calm and understanding guided me throughout;
- the teachers and students at Edmonds Community College who field-tested the material, with special thanks to Riana Haslund for her detailed feedback;
- Irene Yeow, Guy de Villiers, and all the staff at Prentice Hall Asia who contributed their finest efforts to this project;
- and finally, Andy Paterson, who supported me through the final stages with humor and love.

A handwritten signature in black ink that reads "Gary Hagen". The signature is written in a cursive, flowing style.

## **Photo Credits**

IMSI's Master Photos Collection, 1895 Francisco Blvd. East, San Rafael, CA 94901-5506, USA:  
p. 6 tennis; pp. 6/16 hiking; p. 19 girl; p. 71 fireworks; p. 109 climbing / diving / marathon

Image Copyright © 1996 PhotoDisc, Inc.: pp. 6/16 golf; p. 109 windsurfing

*Holy Cow! 250,000 Graphics* by Macmillan Digital Publishing USA: p. 13 teacher; p. 67 lion  
dance; p. 96 Parthenon / Grand Canyon

Joanne Wong / Tay Lee Ling / Lam Wai Ling / Laura J. Edwards / Sally Howard: p. 31  
Disneyland / Disney World / Eiffel Tower / Las Vegas; mountains / desert

Joanne Koh: p. 33 Disneyland

Steve Brown / Steve Golden / Karen Jamieson: pp. 46/47 houses

Naomi Sato: pp. 68/116 Christmas / birthday; graduation

South Africa Tourism Board, Singapore: p. 96 rhinos

Club Oasis, Grand Hyatt Singapore: p. 99 gym

Steve Brown: p. 119 schools



## Contents

<b>Unit 1</b>	<i>Introducing Yourself</i>	interests	<b>1</b>
<b>Unit 2</b>	<i>My Classroom Style</i>	classroom behavior	<b>7</b>
<b>Unit 3</b>	<i>Your Teacher</i>	describing your teacher	<b>13</b>
<b>Unit 4</b>	<i>When I Was A Child</i>	your personality as a child	<b>19</b>
<b>Unit 5</b>	<i>Fears</i>	describing your fears	<b>25</b>
<b>Unit 6</b>	<i>A Favorite Trip</i>	describing vacation places	<b>31</b>
<b>Unit 7</b>	<i>Movies</i>	movie reviews	<b>37</b>
<b>Unit 8</b>	<i>My Dream House</i>	describing rooms	<b>43</b>
<b>Unit 9</b>	<i>Dreams</i>	retelling a dream	<b>49</b>
<b>Unit 10</b>	<i>Once More</i>	review	<b>55</b>
<b>Unit 11</b>	<i>Daily Routines</i>	daily activities	<b>61</b>
<b>Unit 12</b>	<i>Celebrations</i>	favorite celebrations	<b>67</b>
<b>Unit 13</b>	<i>Describing People</i>	physical appearance	<b>73</b>
<b>Unit 14</b>	<i>A News Report</i>	retelling an event	<b>79</b>
<b>Unit 15</b>	<i>Strengths And Weaknesses</i>	abilities and skills	<b>85</b>
<b>Unit 16</b>	<i>Writing About The Future</i>	plans for the future	<b>91</b>
<b>Unit 17</b>	<i>Giving Advice</i>	making suggestions	<b>97</b>
<b>Unit 18</b>	<i>Directions And Instructions</i>	giving directions and instructions	<b>103</b>
<b>Unit 19</b>	<i>Comparisons</i>	comparing sports	<b>109</b>
<b>Unit 20</b>	<i>One Last Time</i>	review	<b>115</b>



# UNIT 1 Introducing Yourself



## READ

Dear \_\_\_\_\_,  
(your name)

I'd like to tell you a little bit about myself. I am 20 years old. This is the first time I am living apart from my family. I am a little nervous. I don't speak English very well. I speak a little bit. I am happy to be here. In my free time, I like to play soccer and watch videos. My favorite movie star is Tom Hanks. He is really funny. I also like to run. Sometimes I go running for one hour. I want to study hard. I need to speak English very well for my new job in this new city.

Jenny



## VOCABULARY

A. Do you know these words? Write what you think they mean.

a little bit

nervous/relaxed

free time

B. What do you like to do in your free time? Check (✓) all the activities you like to do.

☐ play soccer



☐ go hiking



☐ talk on the phone



☐ watch videos




☐ travel



☐ send e-mail



☐ play tennis



☐ go running



☐ visit friends



☐ go to the movies



☐ play golf



☐ surf the Internet



☐ go swimming



☐ read



☐ go shopping



☐ play video games



☐ watch sports on TV



☐ make things by hand







## PAIRWORK

Ask a classmate the questions below. Write your classmate's answers.

1. Are you nervous or relaxed now? Why?  
\_\_\_\_\_
2. What other activities do you like? (not on the list on page 1)  
\_\_\_\_\_
3. Why do you need to learn English?  
\_\_\_\_\_



## GRAMMAR FOCUS

*like/need + to*

When you use *like* and *need* with another verb, you must use *to* in the middle.

I like + *to* + simple verb

**Examples:** I like *to* play soccer.  
I like *to* visit friends.

He needs + *to* + simple verb

**Examples:** He needs *to* learn English.  
He needs *to* study.



When you use *like* with some activities, you can also use:

I like + *to* + go + verb + *-ing*

**Correct:**

I like to shop.	or	I like to go shopping.	(same meaning)
He likes to swim.		He likes to go swimming.	
She likes to hike.		She likes to go hiking.	

**Incorrect:**

I like shop.	He needs studying English.
He likes to shopping.	They need to studying.





## WRITING PRACTICE

- A. Talk to a classmate. Write one sentence about what he or she likes to do, and one sentence about what he or she needs to do.

1. \_\_\_\_\_

2. \_\_\_\_\_

- B. Find a person in the class with a different hairstyle than yours. Write one sentence about what he or she likes to do, and one sentence about what he or she needs to do.

1. \_\_\_\_\_

2. \_\_\_\_\_


## GRAMMAR PRACTICE

### 3rd Person -s

Turn to page 1 and look at Jenny's letter again. Rewrite the letter on the lines below. Every time you see the word *I*, change it to *she*. Some of the sentences are already done for you.

*I'd like to tell you a little bit about my friend. \_\_\_\_\_*  
*\_\_\_\_\_ This is the first time \_\_\_\_\_*  
*\_\_\_\_\_ . She doesn't speak English very*  
*well. \_\_\_\_\_ She is happy*  
*to be here. In her free time, \_\_\_\_\_*  
*\_\_\_\_\_ . Her favorite movie star is Tom*  
*Hanks. He is really funny. \_\_\_\_\_*  
\_\_\_\_\_  
\_\_\_\_\_  
\_\_\_\_\_  
\_\_\_\_\_  
\_\_\_\_\_  
\_\_\_\_\_





## GETTING READY TO WRITE

Write short answers for the questions below.

1. Where are you from?

---

2. How old are you?

---

3. How long do you want to stay here?

---

4. What are five things you like to do in your free time?

---

5. What's your favorite color?

---

6. Who is your favorite movie star?

---

7. What is your favorite food?

---

Ask a classmate the questions. Compare your answers.



## PARAGRAPH FOCUS

When you write a paragraph, use this style.

XX  
 XX  
 XX  
 XX  
 XX  
 XX  
 XX  
 XX  
 XXX

1. Indent the first line.

2. Have 1-inch margins on each side of the paper.





## PARAGRAPH WRITING

Choose a classmate to write to. Write a letter introducing yourself.

---

---

---

---

---

---

---

---



## SELF-EDITING

Look at your letter. Check (✓) "yes" or "need to change."



- |   |                              |   |
|---|------------------------------|---|
| 1. Did you indent your letter?                    | <input type="checkbox"/> yes | <input type="checkbox"/> need to change |
| 2. Do you have margins on each side of the paper? | <input type="checkbox"/> yes | <input type="checkbox"/> need to change |





## CHALLENGE

Complete the sentences below with information about your classmates. Use *like* or *need* in your sentences. Try to find a different person for each answer.



1. \_\_\_\_\_ likes to play soccer.
2. \_\_\_\_\_ likes to play tennis.
3. \_\_\_\_\_ needs to study hard.
4. \_\_\_\_\_ to go running.
5. \_\_\_\_\_ to go hiking.
6. \_\_\_\_\_ read a lot.
7. \_\_\_\_\_ talk on the phone.
8. \_\_\_\_\_ visit friends.
9. \_\_\_\_\_ shopping.
10. \_\_\_\_\_ downtown.
11. \_\_\_\_\_ watch videos.
12. \_\_\_\_\_ speak a lot of English.
13. \_\_\_\_\_ play golf.
14. \_\_\_\_\_ watch sports.
15. \_\_\_\_\_ work with computers.





## READ

Hi!

I'd like to tell you about myself in the classroom. I'm kind of quiet. I don't like to talk very much in class, and I always sit in the back of the room. I usually answer questions if the teacher asks me, but I never call out the answers. Sometimes I raise my hand. After I get to know the teacher and the class, I am more active. I never guess answers because I don't like to make mistakes. I always try hard and usually do my homework. I think it is impolite to look at the teacher, so I look down a lot. I sometimes laugh at the teacher's jokes but I often don't understand them.



## VOCABULARY

A. Look at the words below. Write what you think they mean.

kind of \_\_\_\_\_

get to know \_\_\_\_\_

call out the answers \_\_\_\_\_

impolite \_\_\_\_\_

raise my hand \_\_\_\_\_

look down \_\_\_\_\_

B. Here are some frequency words.

*always* is 100% of the time.

*frequently* / *often* / *usually* are similar and are about 80% of the time.

*sometimes* is about 50% of the time.

*seldom* and *rarely* are about 15% of the time.

*never* is 0% of the time.





## GRAMMAR FOCUS

### Placement of Frequency Words

Write the correct frequency words above the numbers.

_____	_____	_____	_____	_____
0%	15%	50%	80%	100%

#### Put the frequency word:


- |                            |                                   |
|----------------------------|-----------------------------------|
| a. before a main verb:     | I <i>always</i> come late.        |
| b. after a <i>be</i> verb: | I am <i>always</i> late.          |
| c. before a helping verb:  | I <i>usually</i> don't come late. |

Questions:	Do you <i>always</i> come late?	(before a main verb)
Questions with <i>be</i> :	Are you <i>always</i> late?	(after the subject)



## PAIRWORK

Work with a classmate. Ask each other the questions below. Put an "X" in the box for your classmate's answers and an "O" in the box for your answers.



How often do you ...	always	frequently	sometimes	rarely	never
1. raise your hand?					
2. ask questions?					
3. look at the teacher?					
4. call out answers?					
5. sit in the front?					
6. sit in the back?					
7. answer questions?					
8. guess the answer?					
9. laugh at the teacher's jokes?					

Share a few of the answers with your class.





## SENTENCE PRACTICE


### Capital Letters

Use capital letters for:

- |                                       |                                       |
|---------------------------------------|---------------------------------------|
| a. the first word in a sentence       | This is great.                        |
| b. the pronoun <i>I</i>               | I like to sit in front.               |
| c. names and titles                   | Dr. Sue Jones<br>Mrs. Thuy Vu         |
| d. days and months                    | Monday<br>October 18                  |
| e. places (cities, states, countries) | Paris, France<br>New Jersey<br>Canada |
| f. languages                          | English<br>Thai                       |

Rewrite these sentences, adding or taking out capital letters where necessary.

1. i visited turkey.  
\_\_\_\_\_
2. where is hong kong?  
\_\_\_\_\_
3. my first language is arabic.  
\_\_\_\_\_
4. New york is a very crowded city.  
\_\_\_\_\_
5. i have a doctor's appointment on thursday, april 12.  
\_\_\_\_\_
6. dr. and mrs. rose will visit us tomorrow.  
\_\_\_\_\_
7. I went to the zoo, The park, and The beach.  
\_\_\_\_\_
8. My friend and My sister like each other.  
\_\_\_\_\_







## GRAMMAR PRACTICE

### 3rd Person -s

Rewrite the paragraph below, changing the pronoun *I* to *she*. You will also need to change the verbs and pronouns. The first sentence is done for you.

*She'd like to introduce herself as a student. I'm kind of quiet. I don't like to talk very much in class, and I always sit in the back of the room. I usually answer questions if the teacher asks me, but I never call out the answers. Sometimes I raise my hand. After I get to know the teacher and the class, I am more active. I never guess answers because I don't like to make mistakes. I always try hard and usually do my homework. I think it is impolite to look at the teacher, so I look down a lot. I sometimes laugh at the teacher's jokes but I often don't understand them.*



## GETTING READY TO WRITE

A. Ask a classmate the questions below. Write his or her answers.

1. Do you like studying English? Why or why not?  
\_\_\_\_\_
2. Do you like writing in English? Why or why not?  
\_\_\_\_\_
3. Do you like formal classes or informal classes?  
\_\_\_\_\_
4. Are you an active or quiet student?  
\_\_\_\_\_
5. Where do you like to sit in the room?  
\_\_\_\_\_
6. Do you like to answer questions?  
\_\_\_\_\_
7. Do you worry about making mistakes?  
\_\_\_\_\_
8. What kind of eye-contact do you have with the teacher? For example, do you look at the teacher? Do you look down?  
\_\_\_\_\_

B. Write about *you*. Complete the sentences with the correct frequency word.

1. I \_\_\_\_\_ raise my hand.
2. I \_\_\_\_\_ ask questions.
3. I \_\_\_\_\_ come on time.
4. I \_\_\_\_\_ do my homework.
5. I \_\_\_\_\_ sit in the front of the class.
6. I \_\_\_\_\_ call out answers.