

NATIONAL
GEOGRAPHIC

Windows on Literacy™

国家地理

学生英语主题阅读训练丛书



中国学生阅读
助学文库

Grand Canyon Adventure

大峡谷

[美] Russ Colstan 等著



北京大学出版社
PEKING UNIVERSITY PRESS

致读者














《国家地理学生英语主题阅读训练丛书》是我们继《国家地理英语阅读与写作训练丛书》(共14种)之后推出的又一套美国英语阅读教材系列,旨在进一步为我国的中学生及同等英语水平学习者提供既有美国原版教材精髓,又充分体现我国新课标英语教学理念的新型英语学习读本。全套丛书共有2 000余幅活泼自然、优美迷人的精彩图片,佐以简洁生动、深浅有度的文字,引导学生借图读文、借文识图;图文相辅的阅读材料不仅使学生的英语学习变得更轻松有趣,同时,图文并重,也十分契合我国高考中的看图作文命题的新趋势。

《国家地理学生英语主题阅读训练丛书》共18册,涵盖9个主题,72个话题,涉及数学、科学与社会研究三个学科领域。根据我国中学生英语学习和高考写作的要求,我们在为学生提供全英文阅读素材的基础上,继续沿袭《国家地理英语阅读与写作训练丛书》所采用的词汇分级注释原则,将注释的词汇分为“记忆词汇”、“阅读进阶词汇”和“阅读参考词汇”三类。考虑到音标对单词记忆的重要作用,培养学生的朗读与口语能力,我们对所有注释词汇都加注最新版国际音标。此外,我们在每本书中增加了相应的“Reading Objectives”(阅读目标)及“Review Activities”(活动空间),以配合教师的课堂教学,并帮助学生进行英语阅读理解的自我检测。

《国家地理学生英语主题阅读训练丛书》提供的英语原味图文阅读,十分有利于中学生扩大知识面,拓展文化视野,而且,也能有效帮助学生实实在在地提高英语能力,达到“知”与“学”的统一。我们衷心希望,本套丛书的出版不仅能使我国的中学生在轻松的阅读中掌握丰富的知识和有效的英语学习方法,同时,也能为提高学生的人文情结、科学视野、社会关怀以及全球性思维等综合素质略尽绵薄之力。

编者

Alexander Graham Bell
and the Telephone
Divers of the Deep Sea
Meet Jane Goodall
Changes All Around Us
Climbing Mount Everest
Grand Canyon Adventure
Appalachian Trail
Superdome
My Balloon Ride
Glass
Great Barrier Reef
Animal Records
From Tree to Me
My Town at Work
Volcanoes
Birthstones
Exploring Tide Pools
Amazing Ants



意外的发明

太空探秘

恐龙侦探

东非游猎

尼罗河上

神秘金字塔

阿拉斯加

趣味游戏

滑板族

光的世界

超级古鳄

你在月球上有多重

丰收庆典

工作犬

沙的迁徙

行星巡礼

动物藏身地

神奇的动物

《国家地理学生英语主题阅读训练丛书》（英语注释版）（18种）

同时推出

中文翻译版《国家地理学生主题阅读训练丛书》（18种）

欢迎中小學生使用



北京大学出版社
PEKING UNIVERSITY PRESS

邮购部电话：010-62534449

市场营销部电话：010-62750672

外语编辑部电话：010-62765014


Grand Canyon Adventure

大峡谷

[美] Russ Colstan Gare Thompson Ming Tan 著

《学生双语报》编辑部 注

江苏工业学院图书馆
藏书章



北京大学出版社
PEKING UNIVERSITY PRESS

著作权合同登记 图字: 01-2006-2047

图书在版编目(CIP)数据

Grand Canyon Adventure (大峡谷) / (美) 寇斯坦 (Colstan, R.) 等著; 《学生双语报》编辑部 注.

—北京: 北京大学出版社, 2006.4

(国家地理学生英语主题阅读训练丛书·英语注释版)

ISBN 7-301-10329-8

I. 大… II. ①寇… ②学… III. 英语—阅读教学—中学—课外读物 IV. H31

中国版本图书馆CIP数据核字(2005)第145659号

图片来源(Picture Credits):

Cover: Photolibrary.com

Section 1 The Great Pyramid 1, Tom Brownold Photography; 3(b), 74(r), 77, Tom Brownold Photography; 4(t), Auscape; 4(b), Gibson Stock Photography; 6, 7, 8-9, Getty Images; 8(tl), 8(tr), 10, 12(tl), NGS Image Collection; 11, Michael Holford; 12-13, 22, Australian Picture Library; **Section 2 Grand Canyon Adventure** 27, 32, Photolibrary.com; 23, 33(l), 35, 38, Tom Brownold Photography; 25, 28, 29, 30(t), 30(bl), 30(br), 31, 32, Corbis; 33(r), APL; 34, 36(r), Bruce Coleman; 36(l), Alamy Images; 37(t), Mira.com; 37(b), Getty Images; Map by National Geographic Maps. **Section 3 Traveling Across Australia** 39, 40, 42(t), 43, 46, 47(t), 48, 55(t), 78, Auscape; 50(r), 52, www.lincolnfowler.com; 45, 53, 54, antphoto.com.au; 42(b), 55(b), 75(l), Outback Photographics, 44, 47(b), Tourism Queensland; 49, News Limited; 50(l), Australian Tourism Commission; 51, GerryWhitmont; 56, photolibrary.com. **Section 4 The Story of the Pony Express** 61(t), 62, 64, 67, 71, 75(r), St.Joseph Museum, St.Joseph, Missouri; 57, 79, Gibson Stock Photography; 59, 61(b), 68(l), 73, GettyImages; 60, 65, 69, 70(l), NGSImage Collection; 68(r), photolibrary.com; 70(r), 72, Australian Picture Library.

《国家地理学生英语主题阅读训练丛书》(英语注释版)由美国北极星传媒有限公司授权,并与君红阅读(北京)出版咨询有限公司共同策划。

书 名: **Grand Canyon Adventure (大峡谷)**

著作责任者: [美] Russ Colstan Gare Thompson Ming Tan 著 《学生双语报》编辑部 注

责任编辑: 张冰 姜乐英

标准书号: ISBN 7-301-10329-8/H · 1622

出版发行: 北京大学出版社

地 址: 北京市海淀区成府路205号 100871

网 址: <http://cbs.pku.edu.cn>

电 话: 邮购部 62752015 发行部 62750672 编辑部 62765014

电子信箱: zbing@pup.pku.edu.cn

设计制作: 北极星-君红阅读·朱文兵

印刷者: 北京中科印刷有限公司

经销者: 新华书店

787毫米×1092毫米 16开本 5印张

2006年4月第1版 2006年4月第1次印刷

定 价: 16.80元

未经许可,不得以任何方式复制或抄袭本书之部分或全部内容



版权所有,翻版必究

Contents

The Great Pyramid

Reading Objectives 6

- Ancient Egypt 7
- Why Did the Egyptians
Build Pyramids? 10
- Who Built the Great Pyramid? 14
- How Was the Great Pyramid Built? 18
- The Great Pyramid Today 22




Grand Canyon Adventure

Reading Objectives 24

- The Grand Canyon 25
- How the Grand Canyon
Was Formed 28
- Canyon History 30
- Exploring the Grand Canyon 33

Traveling Across Australia




Reading Objectives 40

- Australia 41
- The People 42
- The Coast 43
- The Outback 49
- The Desert 51
- The Bush 53
- A Great Place to Visit! 56

The Story of the Pony Express

Reading Objectives 58

- William Russell Starts
the Pony Express 62
- The First Ride 69
- The End of the Pony Express 72



Review Activities


- Think and Discuss 74
- Multiple-Choice Test 76

Index 80



THE GREAT PYRAMID

In this section, you'll study the history how ancient people worked and lived.



记忆词汇



add /æd/ *v.* 加, 添
amount /ə maʊnt/ *n.* 数值, 量
ancient /eɪnʃənt/ *adj.* 古代的, 古老的
creation /kri'eɪʃn/ *n.* 创造
decorate /'dekəreɪt/ *v.* 修饰, 装饰
design /dɪ'zaɪn/ *v.* 设计

divide /dɪ'vaɪd/ *v.* 分, 划分
fit /fɪt/ *v.* 适合; *adj.* 健康的, 结实的
flat /flæt/ *adj.* 平的, 平坦的
flood /flʌd/ *v.* 泛滥
furniture /'fɜ:rnɪtʃə/ *n.* 家具
likely /'laɪkli/ *adj.* 很可能的

make sure 确保
metal /'metl/ *n.* 金属
place /pleɪs/ *v.* 放置; *n.* 安置
rope /roup/ *n.* 绳
ruler /'ru:lə/ *n.* 统治者
surface /'sɜ:rfɪs/ *n.* 表面
ton /tʌn/ *n.* 吨
weigh /wei/ *v.* 重……



The Great Pyramid

By Gare Thompson

Reading Objectives 阅读目标

Word Attack and Vocabulary Skills 词汇攻略


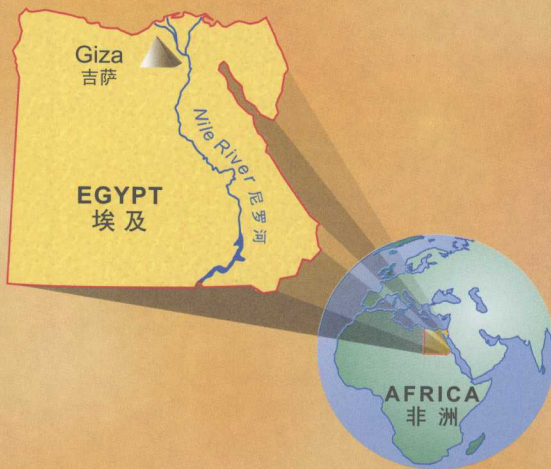
- Using *-ed* with past tense verbs
掌握动词过去式加 *-ed* 的用法
- Using *-est* to show comparisons
学习 *-est* 表示最高级的用法
- Decoding compound words
解析复合词

Content and Thinking Skills 阅读与思考训练

- Recognizing that ancient civilizations used technologies
了解古代人类文明的技术
- Understanding how religion and beliefs influenced the way people acted
弄清宗教和信仰是如何影响人们的日常行为的
- Focusing on the ways people can work together to achieve something great
关注人们为取得重大成就而采取的合作方式

Ancient Egypt

Travel back to a time over 4,500 years ago. You are in a land called Egypt. It is in the northern part of Africa. Here it is very hot and dry. Most people in **ancient** Egypt lived along the Nile River just as they do today.



▲ People have lived along the Nile River for thousands of years.

Ancient Egyptians created some amazing things. They made **mummies**. They invented a kind of writing called hieroglyphics. They made paper from a tall water plant called papyrus.

阅读参考词汇



mummy /'mʌmi/ *n.* 木乃伊

▼ Hieroglyphics 象形文字



▲ Papyrus 纸莎草

One of the most amazing **creations** was the **pyramid**. It was a special kind of building. Each of the four sides of the pyramid was shaped like a **triangle**. The **sloping** sides came to a point at the top. This is the story of the greatest pyramid of them all.

阅读进阶词汇

originally /ə'ɹɪdʒənəli/

adv. 本来, 最初

pyramid /'pɪrəɪd/ *n.* 金字塔

sloping /'sləʊpɪŋ/ *adj.* 倾斜的

triangle /'traɪæŋɡl/ *n.* 三角形

◀ The three largest pyramids in ancient Egypt were built at Giza.

The Great Pyramid at Giza



- ▲ The largest pyramid ever built.
- ▲ **Originally** 481 feet (147 meters) high. This is as tall as a 33-story building.
- ▲ Covers an area of about 7 city blocks.
- ▲ Built with over 2,300,000 blocks of stone.
- ▲ Each stone **weighed** over 2 tons.

Why Did the Egyptians Build Pyramids?

The pyramids were **tombs**. Each was built to protect the body of a **ruler** of ancient Egypt. Ancient Egyptians believed that their **spirit** went on living in the land of the dead after they died. But to live forever, the spirit needed a body to rest in.

阅读进阶词汇



preserve /prɪ'zɜːrv/

v. 保存, 防腐

spirit /'spɪrɪt/

n. 精神, 灵魂

tomb /tuːm/

n. 坟墓, 墓穴

So, ancient Egyptians invented a way to **preserve** a dead body by making it into a mummy. The mummy of the dead ruler was **placed** in the pyramid.



▲ The mummy was kept in a secret room within the pyramid.

To make a mummy, ancient Egyptians followed a number of steps. First, they took out all body parts except the heart.

Next, they dried the body out with a special kind of salt. Then, they **wrapped** the body with many layers of cloth and covered the face with a **mask**. Finally, they placed the mummy in a wooden **coffin**, or box, shaped like a human body.

阅读进阶词汇

coffin /'kɒ:fin/ *n.* 棺材

mask /mæsk/ *n.* 面具

wrap /ræp/
v. 缠绕, 包裹



▲ Ancient Egyptians tried to make the wooden coffin look like the living person.

Khufu

In ancient Egypt, the ruler was called **pharaoh**. The ancient Egyptians **worshiped** the pharaoh as a god on the Earth. They built pyramids for many pharaohs. The largest pyramid was built for the pharaoh Khufu, who ruled ancient Egypt over 4,500 years ago.

阅读进阶词汇

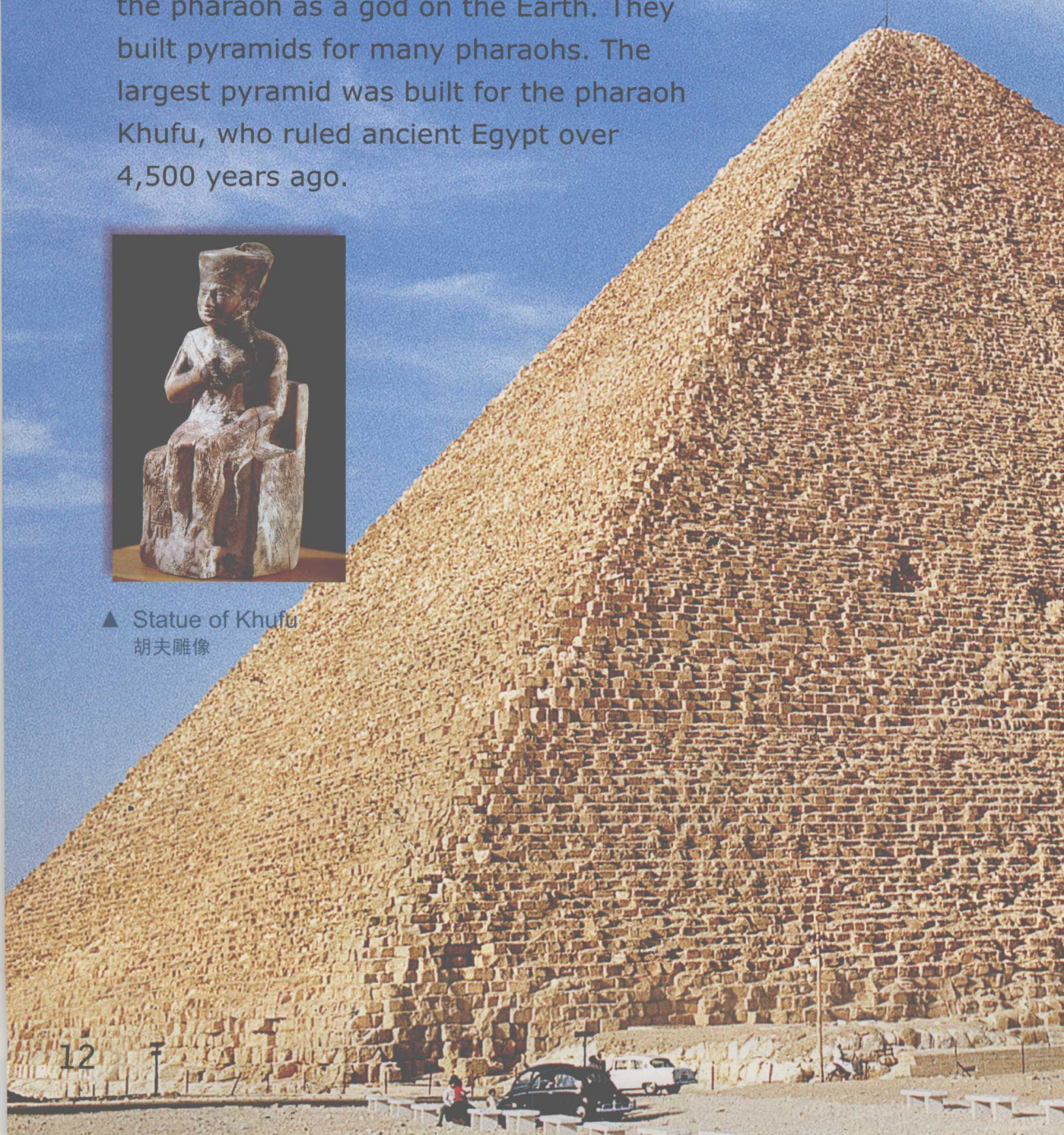
worship /'wɜːrʃɪp/ v. 崇拜

阅读参考词汇

pharaoh /'ferou/ n. 法老




▲ Statue of Khufu
胡夫雕像



Khufu built his pyramid on the west side of the Nile River. Khufu began building his pyramid when he became pharaoh. He wanted to build the largest pyramid of all. He thought this would show he was the strongest ruler. Khufu's pyramid became known as the Great Pyramid at Giza.

◀ Khufu's pyramid was the largest of the three pyramids at Giza.



Who Built the Great Pyramid?

Building a pyramid took a long, long time.

It took 20 years or more to build the

Great Pyramid. Many experts think that as

many as 20,000 men helped to build it. Most of the workers were farmers when they were not working on the pyramid.

阅读参考词汇



barley /'bɑ:rlɪ/ n. 大麦

The Farmers

In ancient Egypt, most men were farmers. They lived and farmed along the Nile River. The Nile River **flooded** every

year from June to September. The flooding helped make the soil along the Nile good for planting crops.

Egyptian farmers planted wheat and ►
barley in the rich soil along the banks
of the Nile River.

