

Third Edition (第3版)

# interchange

## 剑桥国际英语教程

*Jack C. Richards*

*with Kate Cory-Wright and Sérgio Piancó*

# Intro

教师资源手册 入门级

TEACHER'S RESOURCE BOOK

外语教学与研究出版社  
FOREIGN LANGUAGE TEACHING AND RESEARCH PRESS  
剑桥大学出版社  
CAMBRIDGE UNIVERSITY PRESS



含1张CD





H31/877=2CD

:4

2007

Third Edition (第3版)

# interchange

## 剑桥国际英语教程

**Jack C. Richards**

with **Kate Cory-Wright** and **Sérgio**

江苏工业学院图书馆  
藏书章

# Intro

教师资源手册 入门级

外语教学与研究出版社  
FOREIGN LANGUAGE TEACHING AND RESEARCH PRESS

剑桥大学出版社  
CAMBRIDGE UNIVERSITY PRESS

北京 BEIJING

TEACHER RESOURCE BOOK



京权图字: 01 - 2006 - 7640

*Interchange Third Edition* Intro Teacher's Resource Book by Jack C. Richards, Kate Cory-Wright and Sérgio Piancó first published by Cambridge University Press 2005

This reprint edition for the People's Republic of China is published by arrangement with the Press Syndicate of the University of Cambridge, Cambridge, United Kingdom.

© Cambridge University Press & Foreign Language Teaching and Research Press 2007

This book is in copyright. No reproduction of any part may take place without the written permission of Cambridge University Press or Foreign Language Teaching and Research Press.

本书版权由剑桥大学出版社和外语教学与研究出版社共同所有。本书任何部分之文字及图片, 如未获得两社书面同意, 不得用任何方式抄袭、节录或翻印。

This edition is for sale in the mainland of China only, excluding Hong Kong SAR, Macao SAR and Taiwan, and may not be bought for export therefrom.

只限中华人民共和国境内销售, 不包括香港、澳门特别行政区及台湾省。不得出口。

### 图书在版编目(CIP)数据

剑桥国际英语教程(第3版) = *Interchange (Third Edition)*: 教师资源手册. 入门级 / (美)理查兹(Richards, J.C.)等编著. — 北京: 外语教学与研究出版社, 2007.1  
ISBN 978-7-5600-6270-9

I. 剑… II. 理… III. 英语—教学参考资料 IV. H31

中国版本图书馆 CIP 数据核字 (2007) 第 011233 号

出版人: 李朋义

责任编辑: 高华莹

出版发行: 外语教学与研究出版社

社址: 北京市西三环北路 19 号 (100089)

网址: <http://www.fltrp.com>

印刷: 中国农业出版社印刷厂

开本: 889×1194 1/16

印张: 5.5

版次: 2007 年 3 月第 1 版 2007 年 3 月第 1 次印刷

书号: ISBN 978-7-5600-6270-9

定价: 19.90 元 (含 1 张 CD)

\* \* \*

如有印刷、装订质量问题出版社负责调换

制售盗版必究 举报查实奖励

版权保护办公室举报电话: (010)88817519

# 教材简介

## 总体介绍

《剑桥国际英语教程》（第3版）（*Interchange Third Edition*）是《剑桥国际英语教程》的全面修订版。作为世界上最受欢迎、最有影响的英语教程之一，《剑桥国际英语教程》推动了中国传统语言学习模式的革新，加快了我国英语教学的国际化进程。它将交际教学法贯穿于语言技能训练的整个过程之中，强调在“有意义的交流”中培养语言的准确度和流利度，将语言学习变成了一种融视、听、说为一体的愉悦体验，因此广受大中院校、英语特色学校和培训机构的欢迎。

新版《剑桥国际英语教程》（第3版）更全面地体现了国际上最新的英语教学方法。新版总结了上一版在全球的课堂实践经验，保留了为广大师生所喜爱的具有启发性和创新性的课堂活动，同时根据他们的建议对部分内容和活动作了更新和修订。新版为读者奉献了更时尚的内容、更丰富的语法训练和更多的听说实践机会。

新版对上一版的四个级别进行了修订，包括：入门级、1级、2级、3级。每学完一级别，学生可掌握大约1000—1300个活用词。

**入门级：**针对没有英语基础的初学者，注重基础词汇、语法和语言功能的运用。

**1 级：**针对具备初级英语水平的学习者，旨在进一步培养语言运用技能。

**2 级：**针对具备初级偏上英语水平的学习者，旨在掌握和运用比较复杂的语言结构、提高流利度。

**3 级：**针对具有中级英语水平的学习者，旨在培养学习者运用准确、流利的英语进行交流的能力。

## 课时安排

每级包括16个单元的内容，课时安排为大约70—120学时。教师可以根据实际情况适当增减课堂活动。为了方便学校灵活安排教学，学生用书和练习册分两个版本——全一册和A、B分册，两个版本内容相同。A、B分册每册包括8个单元，课时安排为35—60学时，可供短期培训和学习使用。

## 教材组成

■ **Student's Book 学生用书**（附赠词汇手册）

**Student Self-study Audio Cassettes 学生用带**

**Student Self-study Audio CDs 学生用盘**（随学生用书一同包装）

每级学生用书按照主题分类，单元练习分为话题性和功能性两类；每2个单元之后有一个复习单元（Progress check）；书的后一部分还有针对各个单元的交际活动（Interchange activities）和自学听力练习（Self-study）。附赠的词汇手册按照单元索引，帮助学生理解和记忆口语中常见的词汇

和搭配。

与学生用书配套的录音产品包括学生用带和学生用盘两种，供学生课后自学使用。录音内容包括学生用书中的会话（Conversation）和自学听力练习（Self-study）。

学生用书按照内容多少分为两个版本——全一册和A、B分册。A、B分册也配有相应的词汇手册、磁带和CD产品。

## ■ Teacher's Edition 教师用书

**Class Audio Cassettes with Student Self-study Audio Cassettes 课堂用带**

**Class Audio CDs with Student Self-study Audio CDs 课堂用盘**（随教师用书一同包装）

教师用书设计合理，将学生用书原页和对应的教学指导对开活页装订，方便教师左右对照查阅。教学指导包括语法点讲解、文化背景知识、辅助课堂活动、练习答案和听力录音文本。后一部分为教师补充了很多教学辅助资源（Games, Fresh ideas, Photocopiables, Language summary等）和测试题（Oral quizzes, Written quizzes）。

与教师用书配套的录音产品包括课堂用带和课堂用盘两种，供教师在课堂教学中使用。录音内容包括学生用书中的所有听力内容（所有标注有🎧的练习）和自学听力练习（Self-study）。

## ■ Workbook 练习册

练习册通过形式多样的练习，加强学生的词汇、语法、阅读和写作能力。每单元练习与学生用书同步进行，既可以作为课堂活动，也可以作为家庭作业。练习册也分成全一册和A、B分册，与学生用书对应。

## ■ DVD 录像

**Video Activity Book 录像活动用书**

**Video Teacher's Guide 录像教师用书**

录像的主题同学生用书对应，主要用来复习和扩展学生用书中的话题和语言点。录像的形式包括幽默风趣的“情景故事”（Drama）和“纪录短片”（Documentary）。

录像活动用书为每个故事和纪录短片都设计了循序渐进的听说活动和语言练习。

录像教师用书为教师们做了周密的教学安排，提供了全面的教学方法，还附上了参考答案和录像脚本。

## ■ CD-ROM 多媒体光盘

CD-ROM与录像用书配套使用，用于巩固或自学录像内容，同时也可以作为学生用书的辅助学习材料。CD-ROM内容依据16个录像单元进行编排，核心内容取自录像中的短片部分。每册光盘含有150个人机互动活动，可用于学生自学和课堂练习。另外，光盘中每4个单元包含一套进度测试题，以检测学生的学习成果。

## ■ Teacher's Resource Pack 教师资源包

教师资源包由两部分组成：教师培训教材（含2张VCD）和评估测试包（含2张CD）。

教师培训教材专为即将使用或正在使用本套教材的教师而设计，提供实际课堂操作经验。教师培训VCD展示了世界各地使用本套教材的教学情景和方法，有助于教师明确教学重点、掌握教学方

法,并形成自己的教学特色。本书既适用于各种规模的教师培训,也适用于教师自修。

**评估测试包**帮助教师有效地评估学生的学习成果。它包括:用于在开课之前评定学生英语水平的“定级测试”和用于期中和期末评定学生学习成果的“成果测试”(测试涵盖整套教材各个级别)。测试题型包括:听力、口语、阅读、写作。

## ■ Teacher's Resource Book 教师资源手册

**教师资源手册**包含课堂用的听力、语法、词汇和口语活动,可以作为教师用书的补充。教师可以根据实际情况灵活使用和选择。

## 主要特色

### ■ 国际化内容

新版在内容上更富有时代感,与学生的生活紧密相关;同时内容注重跨文化交流,既可以开阔学生的视野,又可以紧跟世界潮流。

### ■ 综合性大纲

本套教材的编写理念是多种技能综合培养,最终目标是培养语言交际能力。当今社会需要综合能力强的复合型人才,而英语水平应该是建立在听说读写综合能力基础之上的。本套教程的教学大纲将语言技能、语言知识、文化意识等要素有机地结合起来,相互促进、循序渐进,帮助学生最终实现交际目标。

### ■ 实用有趣的学习活动

本套教程的课堂活动活泼有趣,以各种形式展现教学重点,旨在激发个性不同的学生的兴趣,使得每个学生都能乐在其中,同时达到运用语言的目的。另外,活动多为有实际意义的任务,这样可以提高学生的参与度,做到学有所用,最大程度地提高课堂学习效率。

### ■ 教师和学生任务

教师的任务是组织课堂,带领学生一步步完成每课的交际教学目标。在词汇和语法练习活动中,教师启发学生理解新的学习要点、总结语法规律;在对话、小组活动中,教师起辅助作用,主要是帮助学生为活动作准备,并对活动作出评价。总体上讲,教师的作用应该是启发、鼓励、指导和监控。

学生的任务是主动地、创造性地参与学习活动,将学习要点运用于语言交际实践,让语言变成一个交际工具。

### ■ 易教易学的内容安排

本套教材单元内容组织合理、进度适中。每个单元包括两个相关的教学环节,教师可以根据需要灵活安排和选择。另外,丰富的课堂活动和详细的教学指导充分满足教师备课的需要。

### ■ 完善的复习和测试体系

本套教材提供了单元小结(Language summary)、每2个单元之后的复习单元(Progress check)和进度测试(Progress quiz)。另外,教师资源包中还设计了多套“定级测试”和“成果测

试”，供教师选用。

## 单元组织结构

每个单元由两个主要话题和功能构成，相关活动和练习都围绕这两个话题和功能安排。在教学指导上这两个部分被称作“环节1”（Cycle 1）和“环节2”（Cycle 2）。

每个环节都是一个相对完整的练习组合：通过“文化点滴”（Snapshot）或“词汇扩展”（Word Power）来引入新的话题；通过“会话练习”（Conversation）来介绍新的语法结构；“观点展示”（Perspectives）为中级水平的学习者展示了语法在现实生活中的应用，同时提供了表达个人观点的机会；“语法重点”（Grammar Focus）提供了控制型练习以及较为自由的口语语法练习；以两人或小组形式进行的交流活动（Interchange activities）可以针对某个语法重点提供实用口语练习活动。另外，不同环节还穿插了听力（Listening）、语音（Pronunciation）、写作（Writing）、阅读（Reading）练习，为培养学生的综合能力提供全面解决方案。

下面图表中列出了本套教材的主要练习种类和教学宗旨：

EXERCISE TITLES 练习名称	PURPOSE 宗旨
<b>Snapshot 文化点滴</b>	介绍现实生活中的各种文化现象，引入本单元或本环节的话题，帮助学生学习和扩展词汇。内容丰富多彩，易读易学，鼓励学生进行个性化讨论。
<b>Word Power 词汇扩展</b>	通过各种趣味单词练习，帮助学生学习和扩展与本单元主题相关的词汇。这些活动后面紧跟的口语练习可以帮助学生了解这些词汇在语境中的使用情况。
<b>Conversation 会话练习</b>	引入本环节的新语法点和功能点，通过一定的情景来展示语法，同时为会话和口语练习提供范例。
<b>Perspectives 观点展示</b>	通过广告、调查、测验、广播节目等与现实生活紧密相关的语言形式呈现语法点，活动内容通常涉及观点展示，为中级水平的学习者提供表达个人观点的机会。
<b>Grammar Focus 语法重点</b>	总结会话中的语法项目，针对语法点设计了由教师指导的控制型练习和比较自由的交际型语法练习。后一种练习要求学生运用所学语法知识描述个人情况。
<b>Pair/Group Work 两人/小组活动</b> <b>Role Play 角色扮演</b> <b>Class Activity 班级活动</b>	这些口语语流练习针对所学的教学重点作进一步的个性化练习，为学生提供在真实语境中流利运用语言的机会。
<b>Pronunciation 语音</b>	针对重要的语音现象进行练习。这些语音现象经常在前面的会话和语言重点中出现。
<b>Listening 听力</b>	训练学生的各种认知型技能，包括听大意、听细节、根据上下文猜测意思等。
<b>Writing 写作</b>	实用性的写作练习帮助学生扩展和巩固本单元的话题和语法，提高写作技能。
<b>Reading 阅读</b>	旨在提高学生的阅读能力。阅读文章都是根据真实材料改编而成，题材和体裁各异。阅读通常伴随着关于该话题的讨论。
<b>Interchange Activity 交流活动</b>	针对每单元的内容提供交际型扩展活动，使学生针对本单元的语言重点进行深入的个性化练习，真正达到融会贯通。

## 编者的话

新版《剑桥国际英语教程》将为广大学生提供更多的语言练习机会。我们相信本套教材不仅能使沉闷的英语课堂变得生动有趣，而且能帮助个性不同的学生在英语学习中体味到乐趣和成就感。最后，真诚地祝您教得舒心、学得开心！

# Introduction

The ***Interchange Third Edition Intro Teacher's Resource Book*** is a rich source of easy-to-use supplementary materials for review and reinforcement of the language and skills taught in *Interchange Third Edition Intro Student's Book*. It is based on feedback and suggestions provided by teachers around the world. The book consists of the following sections:

- **Listening** Additional listening activities develop a wide variety of listening skills, including listening for gist, listening for details, and inferring meaning from context. There is one photocopiable Listening page for each unit of the Student's Book.
- **Grammar** Activities in this section reinforce the grammar introduced and practiced in the Student's Book. There is one photocopiable Grammar page for each unit. Each page includes two activities, one for written practice and the other one for oral practice. The written activities can be used either in class or for homework.
- **Vocabulary** There is a photocopiable vocabulary log for each unit of the Student's Book. The first exercise, *Your Vocabulary Log*, allows learners to record new words from the unit so that they remember them better. The second exercise, *Practice*, consists of an activity for reviewing the key vocabulary from the unit.
- **Projects** This section includes a wide range of new ways to extend the main topics, both in and out of the classroom. There is one project for each unit. Detailed teaching notes for each project are on pages 49–52.
- **Answer Keys** This section provides answers for the Listening, Grammar, and Vocabulary exercises. It also contains audio scripts for the Listening section.



# Contents

**Introduction** ..... *vi*

## **Listening**

**Units 1 to 16** ..... *1–16*

## **Grammar**

**Units 1 to 16** ..... *17–32*

## **Vocabulary Logs**

**Units 1 to 16** ..... *33–48*

## **Projects**

**Teaching Notes** ..... *49–52*

**Units 1 to 16** ..... *53–68*

## **Answer Keys**

**Listening (with Audio Scripts)** ..... *69–75*

**Grammar** ..... *76–77*

**Vocabulary Logs** ..... *78*

**Acknowledgments** ..... *79*

# HELLO AND GOOD-BYE

**A** Students and teachers are talking at school. Look at the pictures. Who is saying hello? Who is saying good-bye?



**B** ▶ Listen and check (✓) True (T) or False (F).

- |                                     | T                        | F                        |
|-------------------------------------|--------------------------|--------------------------|
| 1. Ana is in Toshi's English class. | <input type="checkbox"/> | <input type="checkbox"/> |
| 2. Toshi's teacher is Ms. Rivers.   | <input type="checkbox"/> | <input type="checkbox"/> |
| 3. Ana's teacher is Mr. Carr.       | <input type="checkbox"/> | <input type="checkbox"/> |
| 4. Toshi's class is in Room 5.      | <input type="checkbox"/> | <input type="checkbox"/> |

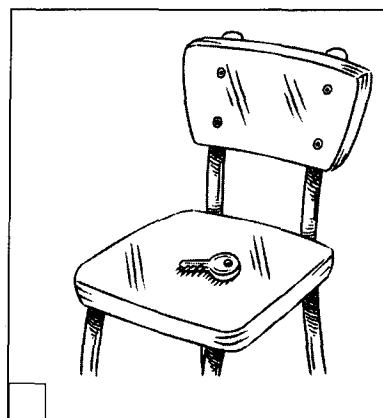
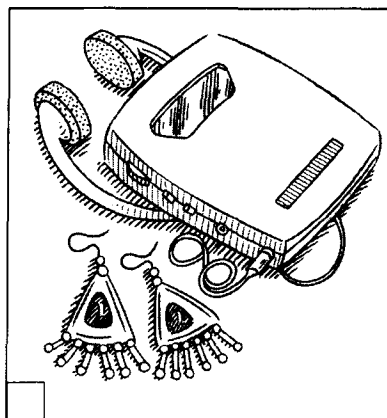

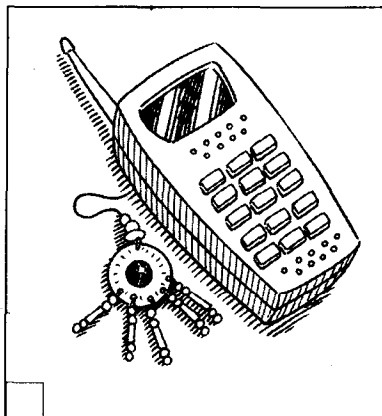

**C** ▶ Listen and circle the correct information.

- The student's first name is \_\_\_\_\_.  
a. Jimmy                      b. Jerry
- His last name is \_\_\_\_\_.  
a. Malony                      b. Maloney
- His phone number is \_\_\_\_\_.  
a. 383-4017                      b. 385-4107
- The teacher and the student say \_\_\_\_\_.  
a. good morning                      b. good evening

# IS THIS YOUR...?

**A** People are looking for things. Look at the pictures. What do you see?  
Where are the things?

**B** What are the people talking about? Listen. Number the pictures from 1 to 5.




**C** Listen to the questions. Look at the pictures again. Check (✓) the correct response.

1. ☐ Yes, it is.  
☐ No, it's not.
2. ☐ Yes, they are.  
☐ No, they're not.
3. ☐ Yes, it's under the chair.  
☐ No, it's on the chair.
4. ☐ It's on the cell phone.  
☐ It's next to the cell phone.
5. ☐ They're under the map.  
☐ They're on the map.

# WHERE ARE YOU FROM?

**A** Students are talking before their first day of class. What questions do you think they are asking?



**B** Listen to the students' conversations. Circle the correct answers.

- |   |   |
|---|---|
| 1. The teacher is from _____.<br>a. India<br>b. Japan | 3. Sarah is _____.<br>a. Australian<br>b. British   |
| 2. Tony is _____ Brazil.<br>a. from<br>b. in          | 4. Maggie is _____.<br>a. Spanish<br>b. Argentinean |



**C** Listen and check (✓) the correct response.

- |  |  |
|--|--|
| 1. <input type="checkbox"/> He's from Santiago.<br><input type="checkbox"/> I'm from Mexico City.              | 4. <input type="checkbox"/> It's in Japan.<br><input type="checkbox"/> It's big and exciting.                            |
| 2. <input type="checkbox"/> No, it's not. It's Spanish.<br><input type="checkbox"/> No, it's not. It's French. | 5. <input type="checkbox"/> Yes, we are. We're from Vancouver.<br><input type="checkbox"/> No, it's not. It's Vancouver. |
| 3. <input type="checkbox"/> They're 20 years old.<br><input type="checkbox"/> They're my two brothers.         | 6. <input type="checkbox"/> His name is Robert.<br><input type="checkbox"/> No, he's not.                                |

1

## WHAT COLOR ARE YOUR SOCKS?

**A** Friends are talking about their clothes. Look at the pictures. What are the people wearing?



**B** Listen to the conversations. Number the clothes in the pictures from 1 to 6.

2

## HOW'S THE WEATHER?

**A** Look at the chart. Where are these cities?

**B** Listen to the weather report. What's the weather like today in these cities? Check (✓) the correct information.

	Cold	Hot	Raining	Snowing	Sunny	Windy
New York	<input type="checkbox"/>	<input type="checkbox"/>	<input type="checkbox"/>	<input type="checkbox"/>	<input type="checkbox"/>	<input type="checkbox"/>
Rio de Janeiro	<input type="checkbox"/>	<input type="checkbox"/>	<input type="checkbox"/>	<input type="checkbox"/>	<input type="checkbox"/>	<input type="checkbox"/>
Tokyo	<input type="checkbox"/>	<input type="checkbox"/>	<input type="checkbox"/>	<input type="checkbox"/>	<input type="checkbox"/>	<input type="checkbox"/>

**C** Listen again. Write the temperature in each city.

New York \_\_\_\_\_ °C      Rio de Janeiro \_\_\_\_\_ °C      Tokyo \_\_\_\_\_ °C



# 1 WHAT TIME IS IT?

**A** Look at the clocks. What time is it?

**B** Listen. Circle the time you hear.





**C** Listen again. What part of the day are the people talking about? Check (✓) morning, afternoon, or evening.

	Morning	Afternoon	Evening
1.	<input type="checkbox"/>	<input type="checkbox"/>	<input type="checkbox"/>
2.	<input type="checkbox"/>	<input type="checkbox"/>	<input type="checkbox"/>
3.	<input type="checkbox"/>	<input type="checkbox"/>	<input type="checkbox"/>
4.	<input type="checkbox"/>	<input type="checkbox"/>	<input type="checkbox"/>

# 2 WHAT ARE YOU DOING?

**A** Look at the pictures and the times of day. What do you think the people are doing? Write your guess for each person in the chart.



	Your guess	What is he/she really doing?
Julie	<i>She's writing a letter.</i>	
Tom		
Paul		

**B** Listen to the conversations. Complete the chart in part A.

# WHAT'S NEW WITH YOU?

**A** Look at the picture. What are the people doing?



**B** Listen to the conversations. What are the people talking about?  
Number the topics from 1 to 3.

friends \_\_\_\_\_

school \_\_\_\_\_




work \_\_\_\_\_

**C** Listen to the conversations again. Correct the false information.  
(In some sentences, two words are incorrect.)

1. a. Angie has a new <sup>job</sup> ~~apartment~~.  
b. She takes a taxi to work.  
c. She works five days a week.  
d. She works Sunday to Friday.
2. a. Carlos is taking an English class this spring.  
b. He has class on Mondays and Tuesdays.  
c. His class is in the afternoon.  
d. He gets home after 2:00.
3. a. Diana goes to Emily's school.  
b. Diana lives far from Emily.  
c. Emily and Diana talk on the phone every afternoon.  
d. Emily doesn't know Eric.

# ***I NEED SOME THINGS FOR MY NEW HOUSE.***

**A** Look at the pictures. Melissa is shopping for things for her new house. What do you think she needs?



**B** ▶ Listen to the conversations. What room is Melissa shopping for? Number the pictures from 1 to 3.

**C** ▶ Listen again. What does Melissa need? Check (✓) the things in the pictures in part A.

# 1 WHERE DO YOU WORK?

**A** Look at the pictures. What do the people do? Where do you think they work? Complete the sentences with your guesses.



Marisa



Ray



Victor

She's a \_\_\_\_\_.

He's a \_\_\_\_\_.

He's a \_\_\_\_\_.



She works at a \_\_\_\_\_.

He works at a \_\_\_\_\_.

He works at a \_\_\_\_\_.

**B** Listen to the people talk about their jobs. Correct your guesses.

**C** Listen again. Do the people like their jobs? Check (✓) the correct column.

		
Marisa	<input type="checkbox"/>	<input type="checkbox"/>
Ray	<input type="checkbox"/>	<input type="checkbox"/>
Victor	<input type="checkbox"/>	<input type="checkbox"/>

# 2 WHAT DO YOU DO?

Some people are talking about jobs. Listen and check (✓) the correct response.

- ☐ They're teachers.  
☐ She's a flight attendant.
- ☐ That's too bad.  
☐ Not bad.
- ☐ I agree. A lawyer doesn't have an easy job.  
☐ I disagree. A lawyer has a difficult job.