

牛津英语 第二课堂 教材系列

第二版

1

牛津 少儿英语

学生用书

LET'S GO



Ritsuko Nakata
Karen Frazier
Barbara Hoskins
Steve Wilkinson

上海教育出版社

牛津英语第二课堂教材系列



作者: Ritsuko Nakata

Karen Frazier

Barbara Hoskins

Steve Wilkinson

歌曲作者: Carolyn Graham

上海教育出版社

OXFORD is a trademark of Oxford University Press.

No unauthorized photocopying

All rights reserved. No part of this publication may be reproduced, stored in a retrieval system, or transmitted, in any form or by any means, electronic, mechanical, photocopying, recording, or otherwise, without the prior written permission of Oxford University Press and Shanghai Educational Publishing House.

The English text is taken from Let's Go —Student Book 1 by R. Nakata, K. Frazier, B. Hoskins, S. Wilkinson
© Oxford University Press 2000 and is published by arrangement with Oxford University Press
Chinese text © OUP China 2006.

责任编辑: 张文明 王修远 高勤芳

牛津少儿英语 (Let's Go)

学生用书 1

R. Nakata, K. Frazier,
B. Hoskins, S. Wilkinson 著

上海世纪出版股份有限公司 出版发行
上海教育出版社

易文网: www.ewen.cc

上海世纪出版股份有限公司 出品
外语教育图书分公司

上海世纪出版股份有限公司发行中心 发行

(邮编: 200235 上海钦州南路 81 号 8 楼 021-64378133)

各地新华书店经销 上海市印刷十厂有限公司印刷

开本 889×1194 1/16 印张 6

2006 年 10 月第 1 版 2006 年 10 月第 1 次印刷

ISBN 7-5444-0995-3/G·0816 定价: 45.00 元

(含课本: 26.80 元、一本练习册: 12.20 元、一盒录音带或 CD: 6.00 元)

(如发生质量问题, 读者可向工厂调换)

Icons

Let's Go Student Book 1 consists of eight units, with a review section after every two units. Every unit is divided into six lessons. Each lesson is identified by a colorful icon. The same icons are used for reference on the corresponding pages in both the *Workbook* and the *Teacher's Book*.



Let's Talk

Functional dialogue



Let's Sing

Interactive song based on the dialogue



Let's Learn

New grammatical structure



Let's Learn Some More

Related grammatical structure



Let's Move

Classroom commands and action verbs



Let's Listen

Listening test and unit review



Let's Review

Further review after every two units

Let's Go 1 Syllabus

UNIT	LANGUAGE ITEMS	FUNCTIONS	TOPICS
1	Hello, I am (Scott). Hi! My name is (Kate). What's your name? What's this? It's (a ruler). Is this (a book)? Yes, it is. No, it isn't.	Greetings Introducing yourself Asking someone's name Asking about objects (singular) Identifying objects (singular) Classroom commands	Names Classroom objects
2	How are you? I'm fine. Thank you. What color is this? It's (red)! This is a (blue) (book). This is a (red) and (yellow) book.	Greetings Asking about colors Identifying colors Describing objects Classroom commands	Colors Classroom objects
3	This is my friend, (Sarah). Hello, (Sarah). Let's play! What are these? They're (cassettes). How many (sneakers)? (Ten) (sneakers).	Introducing friends Suggesting an activity Asking about objects (plural) Identifying objects (plural) Asking about numbers Counting 1-10 Classroom commands	Numbers 1-10 Classroom objects
4	Hi, Mom! I'm home. This is my (mother). It's nice to meet you. It's nice to meet you, too. Who's (she)? (She's) my (grandmother). (She's) (short). Don't (watch TV).	Introducing family members Meeting someone politely Asking about people Identifying people Describing people Negative commands	Family
5	Happy birthday, (Jenny)! How old are you? I'm (seven) years old. This is for you. It's (my) birthday today. What is it? I don't know. It's (little). It's a (little) (yo-yo). Can you (play with a yo-yo)? Yes, I can. No, I can't.	Birthday greetings Asking and telling age Giving a gift Guessing Describing objects Asking about ability	Birthdays Age Toys

UNIT	LANGUAGE ITEMS	FUNCTIONS	TOPICS
6	<p>How's the weather? It's (sunny). How many (clouds) are there? There are (six) (clouds). There's one (cloud). Where's the (kite)? It's (in) the tree. Where are the (books)? They're (under) the (table). Can (he) (climb a tree)? Yes, (he) can. No, (he) can't.</p>	<p>Asking about the weather Describing the weather Counting Describing a situation Asking about location Specifying location Asking about ability</p>	<p>Weather Outdoor activities</p>
7	<p>I'm (hungry). I want (an apple). Here you are. Thank you. You're welcome. What do you want? I want (cake) and (ice cream). Do you want (chicken)? Yes, I do. No, I don't. Buy (an apple). (Wash) it.</p>	<p>Expressing hunger and thirst Asking what someone wants Expressing wants Logical sequencing</p>	<p>Food and drink</p>
8	<p>What's your favorite color? (Red). What about you? I like (blue). What do you like? I like (frogs). I like (frogs), too. Do you like (spiders)? Yes, I do. No, I don't. Can it (run)? Yes, it can. No, it can't.</p>	<p>Asking about favorites Expressing likes Agreeing Asking about ability</p>	<p>Favorite colors Animals</p>



Table of Contents

Unit 1	page 2
Unit 2	page 10
Let's Review	page 18
Unit 3	page 20
Unit 4	page 28
Let's Review	page 36
Unit 5	page 38
Unit 6	page 46
Let's Review	page 54
Unit 7	page 56
Unit 8	page 64
Let's Review	page 72
Word List	page 74
Tapescripts	page 75
Answers	page 90





Let's Talk



What is your name?
My name is John.

What is = What's



Let's Sing

Andy

Jenny

Lisa

Scott



The Hello Song



Hello, hello, hello!
What's your name?
Hello, hello, hello!

My name is John.
My name is John.


Hello, John!
Hello, John!
Hello!

Kate

John



Let's Learn



What is this?
It is a ruler.

What is = What's
It is = It's

Practice.

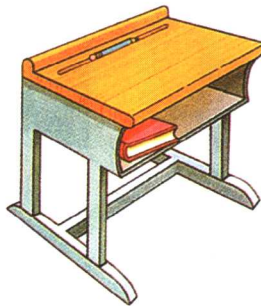
What's this?



It's a book.



1. a book




2. a desk



3. a chair



4. a ruler




5. a pencil



6. a bag



7. a pen



8. an eraser



Let's Learn Some More



Is this a book?
Yes, it is.
No, it is not.

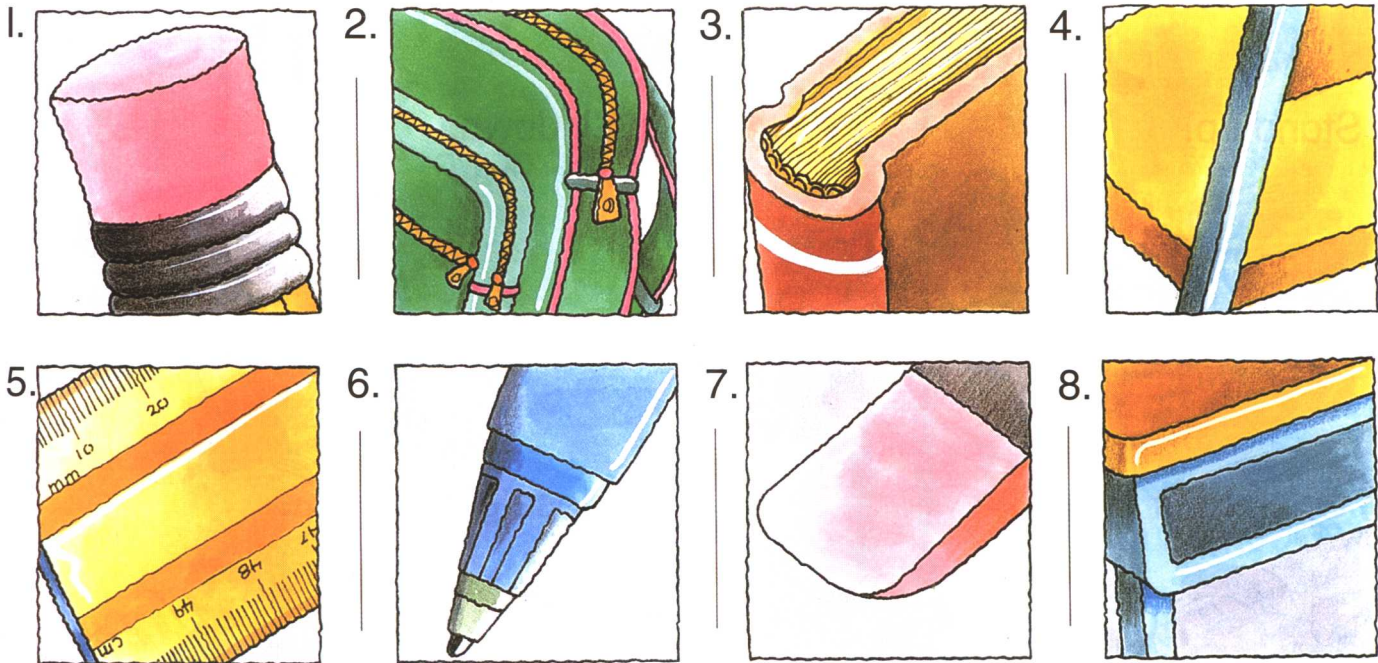
is not = isn't

Practice.



Is this a pen?

No, it isn't. It's a pencil.



Learn the alphabet.

I like English!



The Alphabet Song


A B C D E F G H
I J K L M N O
P Q R S T U V W X Y Z



Let's Move



1. Stand up.




2. Sit down.



3. Open your book.



4. Close your book.



5. Point to the teacher.



6. Touch your desk.



7. Please be quiet.



8. Listen carefully.



Let's Listen

1.



a




b

2.




a



b

3.



a



b

4.




a

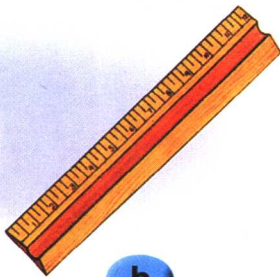


b

5.



a

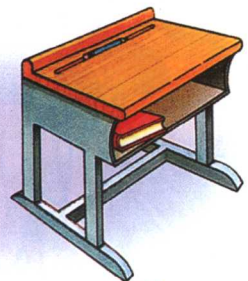


b

6.



a




b

7.



a



b


8.



a



b



How are you?
I am fine. Thank you.

I am = I'm



Let's Sing



Hi, How Are You? 🎵

Hi, how are you?
I'm fine.
Hi, how are you?
I'm fine.
Hi, how are you?
I'm fine. How are you?
I'm fine, I'm fine, I'm fine.

