


●●● 剑桥雅思考前冲刺系列

Vanessa Jakeman (英) 编著
Clare McDowell (英)



CAMBRIDGE

剑桥雅思考前冲刺

ACTION PLAN

for IELTS

- ▶ 资深专家编撰
- ▶ 考前冲刺必备
- ▶ 速效自学指南
- ▶ 高度仿真试题

外研社·剑桥
雅思考试培训教程

[培训卷]

外语教学与研究出版社
FOREIGN LANGUAGE TEACHING AND RESEARCH PRESS
剑桥大学出版社
CAMBRIDGE UNIVERSITY PRESS

●●● 剑桥雅思考前冲刺系列

Vanessa Jakeman (英) 编著
Clare McDowell (英)

剑桥雅思考前冲刺

ACTION PLAN *for IELTS*

- ▶ 资深专家编撰
- ▶ 考前冲刺必备
- ▶ 速效自学指南
- ▶ 高度仿真试题

江苏工业学院图书馆
藏书章

外研社·剑桥
雅思考试培训教程

[培训卷]

外语教学与研究出版社
FOREIGN LANGUAGE TEACHING AND RESEARCH PRESS
剑桥大学出版社
CAMBRIDGE UNIVERSITY PRESS

北京 BEIJING

京权图字：01 - 2006 - 7502

Action Plan for IELTS Self-Study Student's Book (General Training Module) by Vanessa Jakeman and Clare McDowell
first published by Cambridge University Press 2006

This edition for the People's Republic of China is published by arrangement with the Press Syndicate of the University of Cambridge, Cambridge, United Kingdom.

© Cambridge University Press & Foreign Language Teaching and Research Press 2007

This book is in copyright. No reproduction of any part may take place without the written permission of Cambridge University Press or Foreign Language Teaching and Research Press.

本书版权由剑桥大学出版社和外语教学与研究出版社共同所有。本书任何部分之文字及图片，如未获得两社书面同意，不得用任何方式抄袭、节录或翻印。

This edition is for sale in the mainland of China only, excluding Hong Kong SAR, Macao SAR and Taiwan, and may not be bought for export therefrom.

只限中华人民共和国境内销售，不包括香港、澳门特别行政区及台湾省。不得出口。

图书在版编目(CIP)数据

剑桥雅思考前冲刺 = Action Plan for IELTS: 培训卷 / (英)杰克曼(Jakeman, V.), (英)麦克道尔(McDowell, C.)编著. — 北京: 外语教学与研究出版社, 2007.4
(剑桥雅思考前冲刺系列)

ISBN 978 - 7 - 5600 - 6549 - 6

I. 剑… II. ①杰… ②麦… III. 英语—高等教育—自学参考资料 IV. H31

中国版本图书馆 CIP 数据核字 (2007) 第 052692 号

出 版 人: 李朋义

责任编辑: 丁 宁

封面设计: 刘 冬

出版发行: 外语教学与研究出版社

社 址: 北京市西三环北路 19 号 (100089)

网 址: <http://www.fltrp.com>

印 刷: 北京市鑫霸印务有限公司

开 本: 889×1194 1/16

印 张: 7.5

版 次: 2007 年 4 月第 1 版 2007 年 4 月第 1 次印刷

书 号: ISBN 978 - 7 - 5600 - 6549 - 6

定 价: 27.90 元 (含 CD 光盘 1 张)

* * *

如有印刷、装订质量问题出版社负责调换

制售盗版必究 举报查实奖励

版权保护办公室举报电话: (010)88817519

目录

| | |
|--|-----|
| 前言 | 5 |
| The Listening Test | 6 |
| Listening Section 1 | 10 |
| Listening Section 2 | 15 |
| Listening Section 3 | 20 |
| Listening Section 4 | 25 |
| The General Training Reading Test | 30 |
| General Training Reading Section 1 | 34 |
| General Training Reading Section 2 | 41 |
| General Training Reading Section 3 | 49 |
| The General Training Writing Test | 56 |
| General Training Writing Task 1 | 58 |
| General Training Writing Task 2 | 66 |
| The Speaking Test | 74 |
| Speaking Part 1 | 76 |
| Speaking Part 2 | 80 |
| Speaking Part 3 | 84 |
| Practice Test | 88 |
| Listening | 88 |
| General Training Reading | 92 |
| General Training Writing | 99 |
| Speaking | 101 |
| Answer Key | 103 |
| Recording Scripts | 111 |

前言

“剑桥雅思考前冲刺系列”的读者对象是谁？

“剑桥雅思考前冲刺系列”是一套简洁精练的雅思自学辅导丛书，每本书中都包括一套完整的模拟试题。它适合计划在有限时间内通过雅思考试或已经上过雅思辅导课程，但希望在最后阶段进行考前冲刺训练的考生。

本套丛书适合英语中级或中级以上水平的考生使用，专为自学设计，但也可用于短期辅导班的课堂使用。丛书涵盖雅思考试中要检测的语言技能、会出现的试题类型和任务要求，辅导考生如何掌握它们并顺利通过考试。

本系列有两个版本——学术卷和培训卷，考生可根据需要来选择使用。

“剑桥雅思考前冲刺系列”的内容构成？

“剑桥雅思考前冲刺系列”的内容安排同真实考试的模块顺序一致，是按听、读、写、说这四大模块安排的。每部分的开篇都是一个清晰的介绍，提供该部分测试的任务要求和测试内容。听力和阅读部分还会有一个试题概览，介绍不同的试题类型；写作和口语部分还包括对评分标准的解释说明。

不同的试题类型在四大模块中都有例题讲解。本书的写作部分是根据测试的评分标准来设计的。因为评分标准是通过简短的练习来体现的，所以学生们能确切地了解考官要考查的内容，并知道怎样最好地完成写作任务。本书的口语部分是根据口试的三个阶段来提供逐步的指导训练。

每个试题类型和任务要求旁都附有一个简短、高效的冲刺计划（Action Plan），为考生备战雅思提供备考策略和解题建议。答案部分包括所有练习的答案、写作部分的范文，并在恰当的地方提供答题技巧和策略。书中提供录音文本，CD光盘包含所有听力、口语部分的内容。

在书的最后是一套完整的雅思考试模拟题。

如何使用“剑桥雅思考前冲刺系列”？

本系列图书设计灵活，可通过如下方式使用：

- 对不太熟悉雅思考试，需要对考试有全面了解的考生，应该系统地学习本书，最后严格按照考试时间做书后的模拟试题。
- 对某一特定模块需要更多练习的考生，建议按模块分部分地学习。比如，先学听力部分的所有内容，再做模拟试题中听力部分的练习，以此类推。
- 对听力和阅读部分中某些试题类型或任务没有把握的考生，可先使用每一部分开篇的解题技巧介绍中的试题概览来查找试题类型，进而直接找到相关内容进行训练。

The Listening Test

A 30-minute test of your understanding of spoken English

How many sections does the listening test have?

There are four sections in the listening test. Each section has 10 questions, making a total of 40 questions. The sections become progressively harder. The answers to the questions come in the same order as the information on the recording.

Section 1 (3–4 minutes)

A conversation between two speakers on an everyday, social topic.

Section 2 (3–4 minutes)

A talk by one speaker on a general topic.

Section 3 (3–4 minutes)

A discussion between two to four speakers on a topic related to education.

Section 4 (3–4 minutes)

A lecture or talk by one speaker on an academic or study-related topic.


The whole test lasts about 30 minutes, including the instructions, your reading and listening time, and the time allowed for transferring your answers from the question paper to an answer sheet. The instructions are included on the recording.



ON THE DAY

- The listening test is the first part of the IELTS test.
- Arrive at the test room in plenty of time.
- Take a pencil and rubber with you.
- You write your answers on the question paper as you listen. You can use abbreviations at this stage if you want to.
- You have to transfer your answers to an answer sheet after the test. The recording gives you time to do this.
- You cannot take any books into the test room.

What is the listening test like?





A CD player or overhead sound system is used to play the test. Once the recording has started, you cannot enter or leave the room, or stop or interrupt the test.

There may be a lot of people in the room, so be prepared for this.

You hear the IELTS listening recording only ONCE, so you need to keep up with the questions and make good use of the words on the question paper to help you do this.

Where do I write my final answers?

You transfer your answers carefully from the question paper to an answer sheet at the end of the test.



Will I hear different accents?

Yes, but they will always be clear and easy to understand. You will not hear any grammatical mistakes.

What sort of questions will I get?

There are different question types in the listening test (see pages 8 and 9) and *you can get any mix of question types in any section of the test*. Often you have to choose the correct letter or write up to three words.

Will I get every question type in the test?

No. Each section of the test usually contains two or three question types, so in one complete listening test you could get a maximum of 12 different question types (usually you will get about eight or nine). Sometimes the same question type occurs in more than one section of the test. Remember, you may get a mix of the listening question types in any section of the test.

Why are there different listening situations and question types?

IELTS tests a range of listening skills that you need to live, work or study in an English-speaking environment. This means that you need to be able to understand different types of spoken English in a range of formal and informal contexts.

How can I make best use of the reading time?

You get time to read the questions in each section before you listen. Use this time to work out the topic, underline or highlight key words and decide what sort of information and answers you need to listen for.

What are key words?

Key words carry a lot of information. They are usually words such as nouns or verbs that help you understand the questions.

What general approach should I take to the listening test?

Once the recording begins, use the words on the question paper to help you keep your place. There is an example at the start of the test and the first three sections are divided into two parts to help you follow the conversation, discussion or talk. Write your answers on the question paper as you listen.

How can I improve my score in the listening test?

You can help to improve your score by making sure that you know what each question type tests and by having a general approach for each set of questions. The following pages, divided into four sections, provide you with an **Action Plan** for each set of questions.

What else can I do to prepare for the listening test?

You should listen to spoken English as often as possible, e.g. English-language radio, TV and other forms of media – even music.

How is the listening test marked?

There is one mark per question and this makes a total of 40 marks. Your mark is converted into a Band Score of between 1 and 9. You can get half bands in the listening test, e.g. 6.5.

Is correct spelling important?

Spelling should be correct and handwriting must be clear. Both British and American spellings are acceptable, e.g. *programme/program*, *colour/color*, but you should not use abbreviations. Numbers can be written as words or figures.

Overview of the Listening Question Types

| Question type | Action | Key points | Page |
|-----------------------------|--|--|------|
| Pick from a list | You pick the correct answers from a list of options. | <ul style="list-style-type: none"> • Write only the correct letters A, B, C, etc. • Answers may be worth one mark or more. • Answers can be written in any order. | 10 |
| Form filling | You complete the gaps in the form. | <ul style="list-style-type: none"> • Write up to three words and/or a number. • Check spelling. | 12 |
| Labelling a map or plan | You identify places on the map or plan. | <ul style="list-style-type: none"> • Write up to three words and/or a number. • If there is a box of answers to choose from, write the correct letter A, B, C, etc. | 13 |
| Sentence/summary completion | You complete the gaps in the sentences or summary. | <ul style="list-style-type: none"> • Write up to three words and/or a number. • Check spelling. • Check grammar of sentence. | 15 |
| Table completion | You complete the table. | <ul style="list-style-type: none"> • Write up to three words and/or a number. • Check spelling. | 17 |
| Short answer questions | You answer the questions. | <ul style="list-style-type: none"> • Write up to three words and/or a number. • Answers may be worth one mark or more. • Check spelling. | 18 |

Overview of the Listening Question Types

| Question type | Action | Key points | Page |
|-----------------------|--|---|------|
| Multiple choice | You choose the correct letter A, B or C. | <ul style="list-style-type: none"> • Write only the correct letters A, B or C. | 22 |
| Matching | You match things together, e.g. places and people. | <ul style="list-style-type: none"> • Write only the correct letters A, B, C, etc. • Options may be used more than once. | 23 |
| Labelling a diagram | You label the parts on a diagram. | <ul style="list-style-type: none"> • Write up to three words and/or a number. • If there is a box of answers to choose from, write the correct letter A, B, C, etc. | 24 |
| Note completion | You complete the notes. | <ul style="list-style-type: none"> • Write up to three words and/or a number. | 26 |
| Flow chart completion | You complete the flow chart. | <ul style="list-style-type: none"> • Write up to three words and/or a number. • If there is a box of answers to choose from, write the correct letter A, B, C, etc. | 28 |
| Classification | You decide which category some words belong to. | <ul style="list-style-type: none"> • Write only the correct letters A, B, C, etc. | 29 |

Listening Section 1

These are the Question
Types you will practise here
PICK FROM A LIST
FORM FILLING
LABELLING A MAP OR PLAN

| | | | |
|-----------|-----------------------------------|-----------------|--------------------------|
| Section 1 | Conversation (two speakers) | Social/survival | e.g. booking a hotel |
| Section 2 | Talk by one speaker | General | e.g. radio talk |
| Section 3 | Discussion (two to four speakers) | Educational | e.g. tutorial discussion |
| Section 4 | Talk or lecture by one speaker | Course-related | e.g. university lecture |

What is Section 1 like?

You will hear a conversation based on an everyday social/survival situation. Section 1 will help you get used to the listening exercises and test your understanding of simple facts, including names and numbers. There are always two speakers in Section 1. Here is an example of an extract from Section 1.



- 1 Tick the situations that you think belong to Section 1.
- | | |
|----------------------------------|-----------------------------------|
| a arranging to meet a friend | e a discussion on the value of TV |
| b a recorded talk at a museum | f making a dental appointment |
| c booking a holiday | g a lecture on river pollution |
| d negotiating an essay extension | h ordering a product |

Question Types and Practice Tasks



PICK FROM A LIST

You pick the correct answers from a list of options. There are usually two or three answers to pick from about six options. The options are labelled A, B, C, etc.

What does pick from a list test?

You have to pick out the correct facts from the recording and match these to words in the options. You may not hear the exact words that you read in the options, so you will be listening for a word or words with a similar meaning.

- 2 Match the words or phrases in Box A with words or phrases of a similar meaning in Box B.

A

identification study English
fly building painting
headgear vehicle meal
bag thunderstorm
winter sports

B

helmet suitcase passport
car house wet weather
learn a language
go by plane lunch
skiing picture

How should I write my answers?

You only need to write the correct letters (A, B, C, etc.) on an answer sheet. You can write these in any order. Sometimes a question is worth one mark (for finding all the answers) and sometimes the question has one mark for each answer. This affects how you write your answers on the answer sheet.

ACTION PLAN

- ▶ 仔细读题，明确自己必须选几个选项。
- ▶ 划出问题中的关键词。
- ▶ 读选项列表，标出选项中的关键词。
- ▶ 用自己的话给关键词做释义。(如果可能的话。)
- ▶ 边听录音边选择正确的答案。

NOW TRY THE TASK

Read the telephone conversation in the speech bubbles below and answer the questions.



Is that the Sydney Motor Registry? I'd like some information about taking a driving test. Do I need my own car, for instance?

Not necessarily. But first you must pass the knowledge test, that's the test of the road rules. That's done on a computer... here at this office. And you'll need to book for that. And then you can take the actual road driving test. That can be in your car or the driving school's car if you take lessons. And, of course, you must be at least 18 years old.



Questions 3–4

Choose **TWO** letters A–E.

- ◀ ● Which **TWO** things must the girl do before she can take the road driving test?

- A have her own car
- B have her own computer
- C pass the road rules test
- D book driving lessons
- E reach the age of 18

Note that this question is worth two marks because you have to understand quite a long conversation to get both answers.



FORM FILLING

You complete the gaps in the form using up to three words and/or a number. Some of the information may already be completed to help you.

What does form filling test?

Like all completion tasks, form filling tests your ability to predict what is missing in the gaps. You need to listen for important details like names, dates, places, times, etc. Sometimes these are spelt out. If they are not, you still need to try to spell the answers correctly. Make sure you can match spoken numbers to written numbers.

- 5 Say these times in two different ways, e.g. *two ten / ten past two in the afternoon.*
2.10 pm 7.50 am 6.45 am 10.15 am 1.00 am 13.00 hrs
- 6 Say these dates in two different ways, e.g. *the first of February / February the first.*
1st February 21st November 24 March December 22nd August 18
- 7 Look at the form below and decide what type of information you would need to listen for. Make a note in the column on the right.

| Casualty Department | Patient's admission details | Type of information |
|----------------------|--------------------------------|---------------------|
| Family name | <i>Mitchell</i> | <i>a name</i> |
| Given name | | a |
| Address | <i>26 Lake Street, Newport</i> | <i>an address</i> |
| Date of birth | | b |
| Name of doctor | | c |
| Reason for admission | | d |

How should I write my answers?

Write the correct words and/or numbers on the answer sheet. Use no more words than you are told to use and make sure you spell them correctly. You can write numbers in words or figures.

ACTION PLAN

- ▶ 仔细阅读题目要求，确定要填的单词数量。
- ▶ 看表格和信息，确定信息是关于什么方面的内容。
- ▶ 注意问题的顺序。
- ▶ 看要填的空格和所有的标题，确定要填入何种类型的信息。
- ▶ 划出空格周围的关键词，利用它们来帮助你在录音中找到答案。
- ▶ 边听录音边完成表格。

NOW TRY THE TASK

((► Listen to Extract 1. (CD Track 1)

Questions 8–11

Complete the form below.

Write **NO MORE THAN THREE WORDS AND/OR A NUMBER** for each answer.

Motor Registry – Telephone messages

| | |
|---------------|--------------|
| Caller's name | 8 |
| Date of birth | 9 |
| Telephone | 10 0412..... |
| Type of car | 11 |

RECORDING SCRIPT PAGE 117



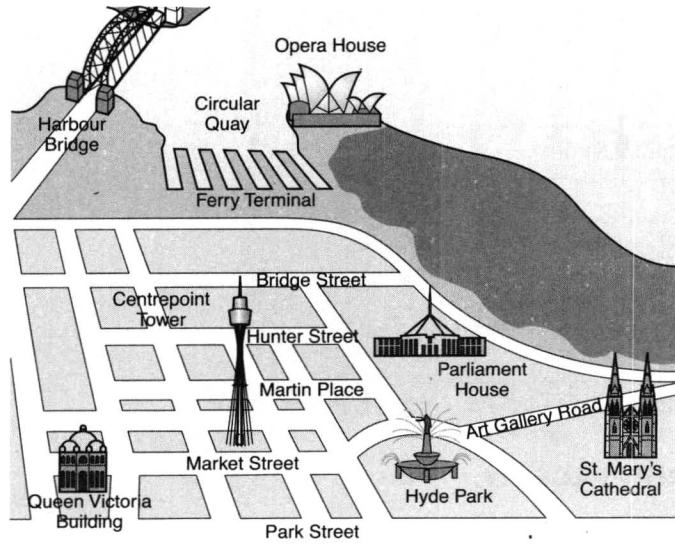
LABELLING A MAP OR PLAN

You identify places on the map or plan, using words and/or a number from a box of options. The parts to be labelled will have an arrow and the question number beside them.

Alternatively, places may already be identified on the map with letters. You match these letters to the information in the numbered questions.

What does labelling a map or plan test?

This type of question tests your ability to understand words and expressions of place and location. You must answer with information from the recording.



To practise using a map, look at the picture and answer the questions.

- 12 What is the building in the bottom left-hand corner?
- 13 Where on the map is St. Mary's Cathedral?
- 14 Name two streets that are parallel to Park Street.
- 15 What structure is at the top of the map in the middle?

How should I write my answers?

If you have a box of options, you only need to write the correct letter A, B, C, etc. Otherwise you write the words you hear on the recording. Only use the number of words you are told to use and remember to spell them correctly.

ACTION PLAN

- ▶ 看地图或计划图，形成对内容的大体了解。
- ▶ 看需要标注的地图或计划图的各个部分，确定需要填入的单词类型。
- ▶ 利用地图或计划图中已经提供的单词来引导自己听录音。
- ▶ 听录音时，要尤其注意位置的表达方式，如 *in the middle*, *on the corner*, *next to*, *above/below*, *straight ahead* 等等，因为答案需要建立在你对这些表达的理解之上。
- ▶ 边听录音边选择正确的答案。

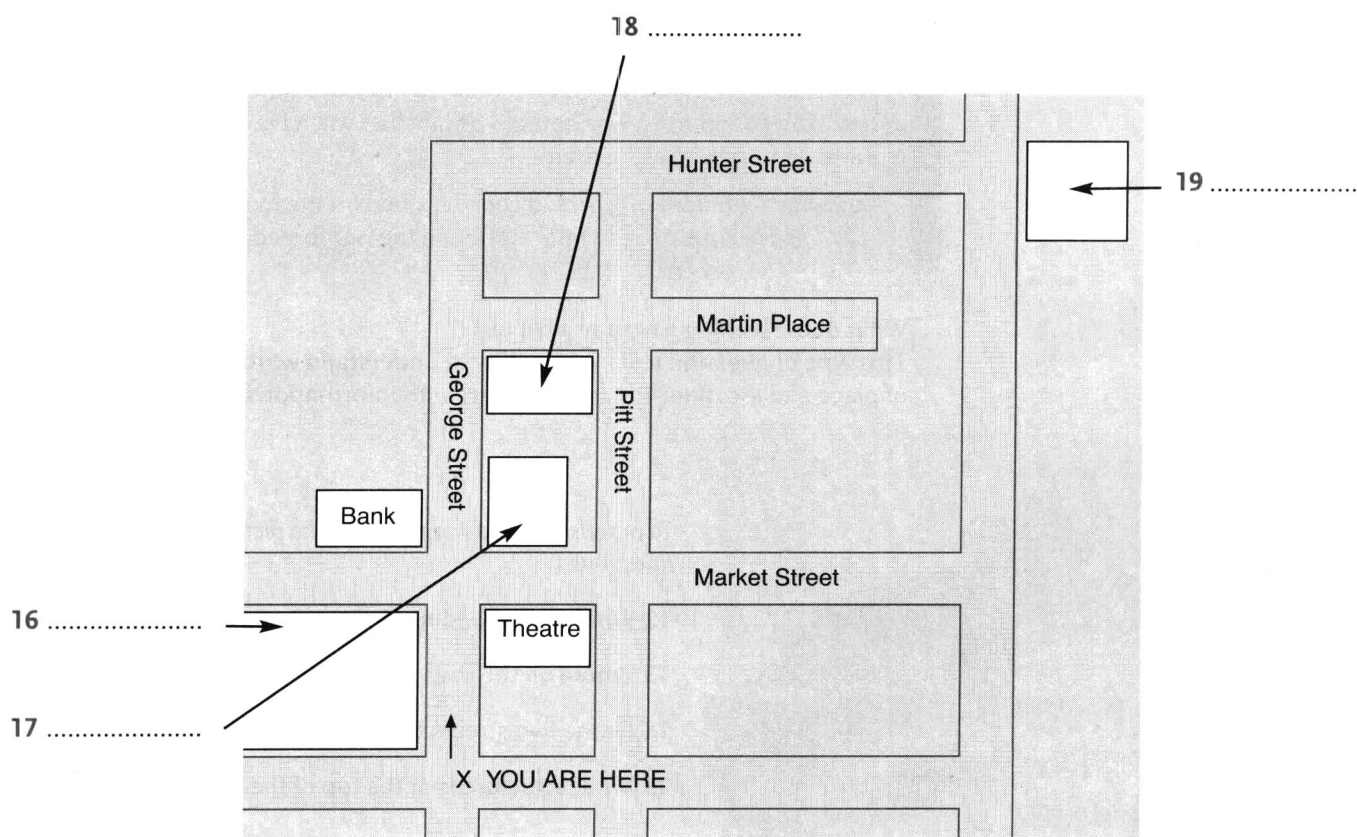
NOW TRY THE TASK

((▶ Listen to Extract 2. (CD Track 2)

Questions 16–19

Label the street plan below.

Write **NO MORE THAN THREE** words for each answer.



RECORDING SCRIPT PAGE 111

ANSWERS PAGE 103

PRACTICE TEST PAGE 88

Listening Section 2

These are the Question
Types you will practise here

SENTENCE/SUMMARY
COMPLETION

TABLE COMPLETION

SHORT ANSWER QUESTIONS

| | | | |
|------------------|-----------------------------------|-----------------|--------------------------|
| Section 1 | Conversation (two speakers) | Social/survival | e.g. booking a hotel |
| Section 2 | Talk by one speaker | General | e.g. radio talk |
| Section 3 | Discussion (two to four speakers) | Educational | e.g. tutorial discussion |
| Section 4 | Talk or lecture by one speaker | Course-related | e.g. university lecture |

What is Section 2 like?

You will hear a talk by one speaker on a topic of general interest. Section 2 is a little harder than Section 1. You will have to decide what the important details or facts on the recording are, without the help of another speaker's questions to guide you.

1 Read these short talks. Decide where or when you might hear them. Pick out the important details in each one and complete the box below.



A

Welcome to Brighton Pavilion. You can pause this commentary at any time by pressing the red pause button. The Pavilion was initially built in 1784 and then re-built between 1815 and 1820 for the Prince Regent, who loved travelling. To celebrate this, he chose a mix of Indian and Chinese architectural styles for his palace, as you can see as you walk around.

B

Koala bears are one of the most popular animals with visitors to our zoo because of their loveable appearance. However, a word of caution! They aren't always as nice as they look and they will happily use their long claws to protect themselves if they fear attack. So do take care.

A recorded audio tour /

B

Question Types and Practice Tasks



SENTENCE/SUMMARY COMPLETION

You complete the sentences or summary by writing up to three words and/or a number in the gaps. The gaps can come at the beginning, in the middle or at the end of the sentence.

What is the difference between sentence and summary completion?

In the listening test, there is very little difference. Sentences are joined together to form a summary. Follow the **Action Plan** for sentence completion, remembering that sentences always have a main verb and a subject, and articles and prepositions are important and can be a useful guide to missing words.

- 2 Decide what type of information is needed to complete the sentences below. Is it a word, e.g. a noun, an adjective, a verb? Is it a number, e.g. a time, a measurement, an age?

Type of word(s)

a number (time)

Lectures begin at in the morning.

- a can carry up to 350 passengers.
- b are in danger of becoming extinct.
- c The Rosetta Stone was discovered in Egypt in
- d The tower is made of
- e Aboriginal art is extremely these days.
- f Research shows that cigarette smoking is

How should I write my answers?

If you have a box of options, you only need to write the correct answer A, B, C, etc. Otherwise you write the words you hear on the recording. Use no more words than you are told to use and make sure you spell them correctly. You can write numbers in words or figures.

ACTION PLAN

- ▶ 仔细阅读题目要求，明确你能用几个单词来回答。
- ▶ 划出每个问题中的关键词。
- ▶ 注意句子中空格的位置。
- ▶ 确定需要何种信息来完成句子，例如，是一个名词、数字、动词还是形容词。
- ▶ 标注出问题中的语法性词汇，如冠词或介词，它们能帮你获取正确的答案。
- ▶ 划出空格附近的关键词，利用它们来帮助你在录音中找到答案。
- ▶ 边听录音边完成句子或摘要。

NOW TRY THE TASK

((▶ Listen to Extract 1. (CD Track 3)

Questions 3–6

Complete the sentences below.

Write **NO MORE THAN THREE WORDS AND/OR A NUMBER** for each answer.

- 3 The Bell Rock lighthouse was built almost ago.
- 4 The tower is made of
- 5 The reef is dangerous to ships because it is
- 6 Initial construction took place during the
- 7 How did you write the answer to question 3?

RECORDING SCRIPT PAGE 111

