

5

本册编著◎李永宁

主题听力

主编◎李永宁

Themes
for Listening

H319.9
615/5

5

主题听力
Themes
for Listening

江苏工业学院图书馆
主编◎李永宁
本册编著◎藏永书 章

图书在版编目(CIP)数据

主题听力. 第五册 / 李永宁编著. —上海: 华东师范大学出版社, 2003.9
ISBN 7-5617-3458-1

I. 主... II. ①李... III. 英语-听说教学-自学参考资料 IV. H319.9

中国版本图书馆CIP数据核字(2003)第080432号

主题听力(第五册)

主 编 李永宁
本册编著 李永宁
责任编辑 庄晓明
封面设计 卢晓红
版式设计 蒋 克

出版发行 华东师范大学出版社
市场部 电话 021-62865537
门市(邮购) 电话 021-62869887
门市地址 华东师大校内先锋路口
业务电话 上海地区 021-62232873
华东 中南地区 021-62458734
华北 东北地区 021-62571961
西南 西北地区 021-62232893
业务传真 021-62860410 62602316
<http://www.ecnupress.com.cn>
社 址 上海市中山北路3663号
邮编 200062

印刷者 句容市排印厂
开 本 787 × 960 16开
印 张 9.25
字 数 146千字
版 次 2005年9月第一版
印 次 2005年9月第一次
印 数 5 100
书 号 ISBN 7-5617-3458-1/G·1856
定 价 14.80元(另配磁带)

出版人 朱杰人

(如发现本版图书有印订质量问题, 请寄回本社市场部调换或电话021-62865537联系)

前 言

《主题听力》(Themes for Listening)共分五册,每册包含20个单元,是为初、中级英语水平的英语学习者设计的综合性听力教材。

《主题听力》由上海师范大学外国语学院听力教研室主任李永宁副教授主编,上海交通大学外国语学院俞理明教授,上海师范大学外国语学院讲师吕晓红,上海市三女中英语教研室主任吴喆以及李永宁编写;全书文稿经新西兰 Barry Natusch 教授审阅;上海徐汇区教育局副局长杜俭副教授与上海奉贤中学的(上海市)英语特级教师张育青对本套书的编著工作提出宝贵意见;华东师范大学外国语学院的资深语音教师张晴,以及外籍教师参加了本套教材的录音工作,在此一并致谢。

《主题听力》汲取了当今二语习得理论的成果,并结合我们中国人学习英语的特点,围绕我们日常生活、学习、工作等话题(topics),对听力语料进行从易到难、循序渐进地编排。部分话题在这五册书中重复出现,但这绝非简单的重复,而是话题的深度和语言的难度比前一册更进一层次。我们把学习语言以交际为目的作为编写的原则,力求听力语料的时代感、多样化与实用性,并具有实际听力语料的一些特点,如信息的重复,语气词等等口头语言特征。本教材着重听力基础技能训练,每单元分三个部分:Part I为听写,旨在训练学员辨音和拼写能力,以及理解单词、句子层面意义的能力。Part II和Part III为语篇理解,其中至少一篇是对话理解,旨在训练学员听懂会话及讲话主题,说话人的意图和大致,理解具体信息,以及推断未直言信息的能力。我们力求听力练习活动形式多样化,并力求每单元至少设计一个Task-based听力练习。Task-based听力旨在训练学员运用语言完成交际任务的能力。人们运用语言完成的交际任务数不胜数,如记录电话留言,填表,写备忘录、便条、通知、告示等等。我们在强调听力基础技能训练的同时,还注重英语语言知识的学习,尤其是对英语词汇的积累,因此我们在每个单元里附上词汇注释,便于学员学习。同时每册书至少配备两套试题以便让学员了解自己学习的进展,提高学习动机。

《主题听力》不是为应试而设计的听力试题练习,然而《主题听力》却是一套为通过各类听力测试打下扎实语言基础、训练听力基础技能、熟悉各类题型的教材。

本教材的编者均为在职教师,我们在繁重的教学工作之余将其编就而成。因我们能力有限,会有疏忽不当之处,望读者和专家学者指正,以便日后修订。

李永宁

Contents

Unit 1	Telephone Messages	1
Unit 2	Earthquake	3
Unit 3	Asking Ways and Giving Directions	5
Unit 4	Hospital and Health	8
Unit 5	Police	10
Unit 6	News	13
Unit 7	Library	15
Unit 8	Young and Old	17
Unit 9	The Teacher	21
Unit 10	Holidays and Travel	25
Test I		28
Unit 11	Jobs	31
Unit 12	Education	34
Unit 13	Women with Great Achievements	37
Unit 14	Sports and Hobbies	40
Unit 15	Shopping Today	42
Unit 16	Looking After the Earth	45
Unit 17	Pet Animals	47
Unit 18	China as Seen by Foreigners	51
Unit 19	Family Life	54
Unit 20	A Short Story	58
Test II		61
Keys		66
Tapescript		85
Vocabulary		139

Unit 1

Telephone Messages

Speech is silver, but silence is gold.

— Carlyle

Vocabulary

Make sure you understand the following words.

irritating *adj.* 气人的

likewise *adv.* 同样地

I . Dictation

Directions: You are going to hear a short passage about irritating phone calls. Write down the passage while listening. You may listen to the passage three times.

II . Phone calls

Directions: Very often you have to answer the phone and take messages if necessary. When you take messages, there is no need to write down every word that is said, but your messages should contain the important information given by the callers. Now listen to the following phone calls and take the messages.

Can I take a message?

The first call:

To whom

Who called

What

His/Her number

The second call:

To whom

Who called

What

His/Her number

III . Conversation

Arranging a Business Meeting

Directions: You are going to hear a telephone conversation between two secretaries to arrange a business appointment. Fill in the following memo with the missing information.

MARTIN SERVICES

MEMO

TO _____ Date Nov.1st

Called Mr. Seshimo's office (Japan) today.

Mr. Seshimo will meet you on _____,

_____ at _____.

wants to meet in central Tokyo office,

address _____.

ALISON 11:30 a.m.

Unit 2

Earthquake

Proverb: Hope for the best, but prepare for the worst.

Vocabulary

Make sure you understand the following words.

the Richter scale 里克特震级

casualties n. 人员伤亡

terrify v. 惊吓

incredible adj. 难以置信的

I . Spot Dictation

Directions: Listen to the following passage three times and fill in the blanks with the exact words you hear from the tape.

Directions: You will hear a short talk. Read the four possible answers and decide which one would be the best answer to the question you have.

_____ , San Fernando valley _____ on the Richter scale,

_____ Northridge, Los Angeles, _____

Ted Willis, _____

II . Interview

Directions: You are going to hear an interview with Sarah Cox, a news reporter, and three inhabitants of Northridge.

Exercise 1 Which three people did Sarah Cox interview? Listen and tick (✓) the correct names.

- | | | | |
|--------------|--------------------------|------------------|--------------------------|
| Rob King | <input type="checkbox"/> | Malcolm Jones | <input type="checkbox"/> |
| Hannah Green | <input type="checkbox"/> | Helen Smith | <input type="checkbox"/> |
| Marc Peel | <input type="checkbox"/> | Antonio Gonzales | <input type="checkbox"/> |
| Simon Moore | <input type="checkbox"/> | Ted Willis | <input type="checkbox"/> |

Exercise 2 What were they doing when the earthquake started? Now listen again and make notes in the table.

Who?	At time of earthquake ...
(1) _____	(2) _____
His brother	(3) _____
(4) _____	(5) _____
Her husband	(6) _____
(7) _____	(8) _____
(9) _____	(10) _____

III. Talk

Directions: You will hear a short talk, and you will be asked three questions on this talk. When you hear a question, read the four possible answers and decide which one would be the best answer to the question you have heard.

- A. The damage to the speaker's home.

B. The damage to her neighbors' houses.

C. The death caused by the earthquake.

D. The exact time when the earthquake happened.
- A. They moved to the beautiful city of Kobe.

B. They were worried that terrible experience might happen again.

C. They didn't care since they had experienced many earthquakes.

D. They had a financial problem in rebuilding their home.
- A. Frightened.

B. Confused.

C. Unaffected.

D. Calm.

Unit 3

Asking Ways and Giving Directions

Proverb: Better ask twice than lose your way once.

Vocabulary

Make sure you understand the following words.

check-in n.

检票

sliding doors

滑动门

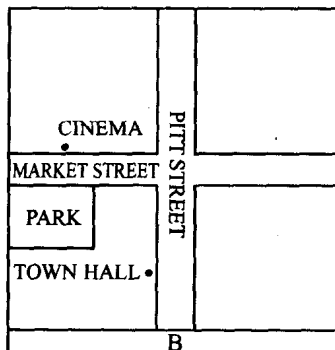
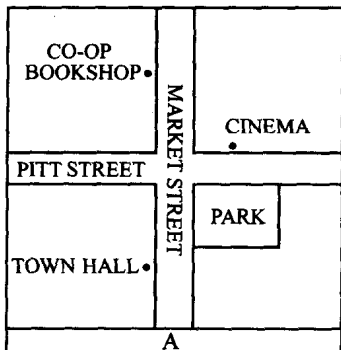
shuttle bus

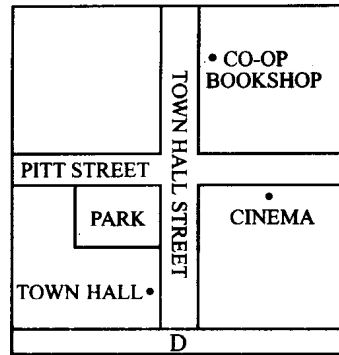
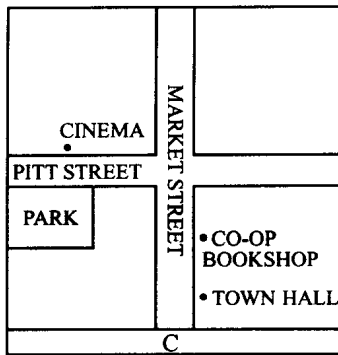
来回穿梭车 / 班车

● 1. Conversation (1)

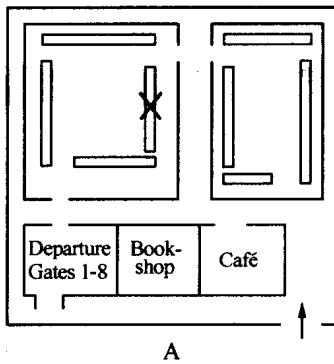
Directions: Listen to the following conversations and answer questions. For each of the questions four pictures are given. Decide which of the pictures best fits what you hear on the tape. Circle the letter under that picture.

Dialogue 1. Where is the cinema?

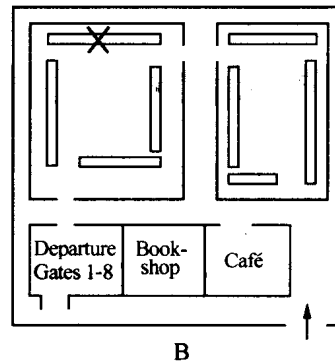




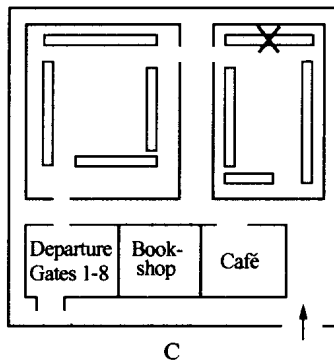
Dialogue 2. Where is the FrancAir check-in desk?



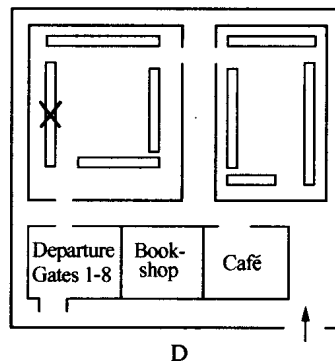
A



B



C



D

II. Dictation

Directions: Listen to the second dialogue again and write down what the man said.

W: Excuse me, could you tell me where the check-in desk for FrancAir is, please?

Hospital and Health

Proverb: An apple a day keeps the doctor away.

Vocabulary

Make sure you understand the following words.

completion n.	完成	open-heart surgery	心脏手术
Queen Elizabeth	英国女王伊丽莎白	Prime Minister	首相
body scanner	透视仪器	pain reliever	镇痛物
elevate v.	举起		

I . Dictation

Directions: You are going to hear a short dialogue between a dentist and his patient. Write down what they actually said. Listen to the dialogue three times.

A dentist, after completing work on a patient, came to him begging.

Dentist: _____ ?

Patient: _____ ?

Dentist: _____

II . Talk

Directions: You are going to listen to a hospital radio. As you listen to the recording fill in the gaps number 1-8 by writing in the missing words.

In today's programme Janet Newman talks about the (1) _____ of

Henton Hospital. It was built in 1924 with (2) _____ beds. Now the old building houses (3) _____ A to H. In the late fifties the hospital was extended to 800 beds. It is now a (4) _____ hospital, and is famous for its open-heart surgery. Several famous (5) _____ have come to the hospital including the Queen. The (6) _____, Johnny Brown, has raised a lot of money, which helped to buy the body scanner last (7) _____. The hospital radio began (8) _____ in 1972.

● III . Conversation

Directions: Read the questions first before you listen to the dialogue. Now listen to the dialogue carefully and choose the best answer to each question.

1. How did the man cut himself?

- | | |
|-------------------|-------------------------------|
| A. With a knife. | B. On the edge of some metal. |
| C. On some glass. | D. On a piece of paper. |

2. What surprised the man?

- A. How much the cut hurt.
- B. How deep the cut was.
- C. How easily he was cut.
- D. How concerned the woman was.

3. According to the woman, what determines how painful a cut is?

- A. The amount of skin affected by the cut.
- B. The cause of the cut.
- C. The amount of bleeding.
- D. The number of nerve endings irritated.

4. What advice does the woman give the man?

- | | |
|--------------------------|-------------------------|
| A. Take a pain reliever. | B. Let the cut dry out. |
| C. Keep the cut closed. | D. Go to a doctor. |

5. What will the man probably do about the cut on his finger?

- | | |
|----------------------|-------------------------|
| A. Keep it elevated. | B. Put a bandage on it. |
| C. Clean it. | D. Ignore it. |

Police

III. Conversation

Directions: Read the questions first before you listen to the dialogue. Now listen to the dialogue carefully and choose the best answer to each question.

Proverb: Better safe than sorry.

Vocabulary

Make sure you understand the following words.

squawk v. 高声抱怨 frustrating adj. 沮丧的, 灰心的

suspect n. 怀疑对象

I. Dictation

Directions: You are going to listen to a joke. Listen to it three times. While listening, write down what a policeman, a man and his wife actually said in this joke.

A police officer had just pulled a car over. When he walked up to the car, a man rolled down the window and said, “(1) _____?” To which the policeman responded, “(2) _____.” Just then the man’s wife leaned forward from the driver’s seat and said with a very loud voice, “(3) _____.” But (4) _____.

_____? No. (5) _____.”

The man then turned to his wife and yelled, “(6) _____!” The policeman continued, “(7) _____.”

_____.” His wife then leaned forward again and squawked, “(8) _____.” But (9) _____.

_____? No! (10) _____.”

And again the man shouted at his wife “(11) _____, (12) _____.”

The policeman then looked at the woman and said, "(13) _____

_____?"

To which the woman responded, "(14) _____"

II . Conversation (1)

Directions: Listen to a telephone conversation between a policeman and a woman. For questions 1-5, circle the appropriate letter. For questions 6-10, complete the form with the information you get from the tape.

1. What has the woman lost?
A. A briefcase. B. A wallet. C. A suitcase.
2. What does it look like?
A. It is a soft-leather one.
B. It is a heavy box-type like a man's.
C. It is actually a blue handbag.
3. What did she have inside it?
A. Money, birthday present and novel.
B. Papers, pens and novel.
C. Pens, watch and money.
4. Where was it when she last saw it?
A. It was next to her while she was sitting in the waiting room.
B. It was on her right while she was watching for her train.
C. It was on the platform next to her while she was waiting for the train.
5. What time was it when she lost it?
A. 5:20. B. 5:30. C. 6:35.

Questions 6-10.

PERSONAL DETAILED FORM	
Name:	Lisa (6) _____
Address:	Flat 2, (7) _____, (8) _____ Road, Canterbury
Telephone:	(9) _____
Estimated value of lost item:	(10) £ _____

III . Conversation (2)

Directions: You are going to hear a dialogue between a police officer and a woman. Listen carefully and then decide whether the following statements are true or false.

- () 1. Someone broke into the woman's flat around midnight.
- () 2. The woman had met the suspect twice.
- () 3. The woman went to a film with a friend that night.
- () 4. The woman went to a restaurant with a friend that night.
- () 5. Her curtains were slightly opened.
- () 6. The woman saw someone in the street through her windows.
- () 7. The burglary happened when the woman was reading in bed.
- () 8. The woman is not co-operative in the police officer's investigation.
- () 9. The woman is annoyed by the policeman's questions.
- () 10. The police officer suspects that the woman is the criminal.