



普通高等教育“十一五”国家级规划教材



x p e r i e n c i n g



新世纪网络课程建设工程项目

大学体验英语®

Experiencing English

(第二版)

Listening & Speaking

听说教程

2

Michael Rost Jill Robbins Andrew MacNeill

《大学体验英语》项目组

编



高等教育出版社



普通高等教育“十一五”国家级规划教材



新世纪网络课程建设工程项目

江苏工业学院图书馆

藏书章

大学体验英语®

Experiencing English

(第二版)

Listening & Speaking 听说教程

2

Michael Rost Jill Robbins Andrew MacNeill
《大学体验英语》项目组 编



高等教育出版社

《大学体验英语》立体化系列教材

顾问：桂诗春 杨惠中 宁春岩

总主审：郭杰克 韩其顺 杨治中 刘鸿章

总主编：孔庆炎 李霄翔 贾国栋

总策划：刘 援

编写委员会（以姓氏笔画为序）：

孔庆炎 王秀珍 王海啸 宁春岩 伍忠杰 刘 援 安晓灿 朱乐奇 余渭深
宋 黎 李霄翔 贾国栋 梁育全 黄必康 董 哲 樊葳葳 黎 宏

网络课程研制委员会（以姓氏笔画为序）：

王海啸 宁春岩 白永权 伍忠杰 余渭深 李建华 赵 雯 夏纪梅 贾国栋

《大学体验英语®听说教程2》（第二版）

主 编：李霄翔

副主编：陈美华

编 者：金 曙 浦惠红 朱善华

策 划：周 龙 贾 巍

责任编辑：贾 巍 张慧勇

封面设计：王凌波

版式设计：孙 伟 王东岗

责任校对：张慧勇

总 监 制：刘 援

监 制：白震坤 张 彤

责任印制：宋克学

第二版前言

《大学体验英语》系列教材之《听说教程》(第二版)1—4册是基于培生教育出版亚洲有限公司最新编写出版的英语听说教材 *Impact Listening (2nd edition)* 并参照教育部2004年颁布的《大学英语课程教学要求(试行)》改编而成的。教程在总体设计上体现了“以听力训练为导入,以听说技能交互训练为过程,以口语表达为目标”的编写模式,力求体现当代外语教学中先进的教学理念和科研成果,并使教学内容、教学方式和教学安排能符合我国大学英语听说教学的要求和实际。

本教程共分4册,每册由15个单元组成,较好地适应了我国大学英语教学安排;每个单元均由背景知识介绍和相关语言知识难点学习为导入,为下一步的听说技能训练扫清语言和背景知识的障碍;较为简单的短篇听力训练及简单的口语练习承接其后,进而为篇幅较长的听力材料以及围绕听力材料内容而展开的口头回答或讨论;最后则要求学生运用新学到的语言素材、结合真实的交际场景进行口语训练。这种由浅入深、由输入到输出的教学安排使学生听得进、说得出口,有助于激励学生主动投入并保持良好的学习热情。此外,本教程中的每个单元围绕一个主题展开,学习内容涉及同一主题相关的场景、情景、功能、意念以及相关的文化背景知识,进一步加强了单元内各部分之间的相互衔接和技能之间的相互转换,使得各个教学环节有机相连,浑然一体。

为了有效地使用本教程,实现相关的教学目标,我们提出“课前预习是前提,课堂训练是关键,课后温习是保证”的教与学的基本原则,在英语听力和口语训练中,将课内与课外整合为一体的教学管理理念,因为只有这样才能做到尊重语言学习规律、充分利用学习机会、切实提高语言学习效率。

在改编过程中,我们一方面在尽量保持原书在听说教学方面的优点的基础上对不适合我国英语教学实际的练习活动和语言材料进行了适当的修改。例如,对一些不合时宜或者是不适当的材料进行了更新和替换,引入了一些为中国学生所适应和熟悉的练习形式。另一方面,考虑到我国英语听说教学的实际情况,改进并强化了听说技能的交互训练,突出了口语技能的训练,弥补了原书听说训练不平衡以及与中国大学英语教学联系不紧密的缺陷,强化了本系列教程所推崇的实用性和“体验性”原则。具体表现在:为了适应我国教学实际,本套教程由第一版的第18个单元缩减为现在的15个单元。但是,每个单元都添加了针对教程听力内容的练习项目。例如,在听说训练不太平衡的部分适当增删了相应的听力或口语训练内容,在 Review Unit 当中添加了口语训练内容,等等。

本教程的学生用书附有供学生使用的 Self-Study Pages,将每单元中有一定难度的 Real World Listening 听力内容以光盘形式附于书后,供学生课后自主学习。为方便教学,本教程还配有内容丰富、指导详尽、方便使用的教学参考书(书后附有自测系统及相关听力内容),大大减轻了教师的备课难度,同时还介绍了一些新的教学方法。此外,本教程还配有包含教程完整听力内容的磁带。

《听说教程》(第二版)在改编过程中得到东南大学的大力支持,高等教育出版社(集团)外语出版社的领导和编辑也给予了及时的指导和帮助,借此机会,我们向他们表示衷心地感谢。此外,我们也恳请广大专家、教师和本套教程中可能存在的疏漏和不当之处进行批评、指正。

编者

2007年5月于金陵六朝松

第一版前言

《大学体验英语》系列教材是根据教育部大学英语教学改革精神和我国当前高等学校大学英语教学实际以及我国社会经济迅猛发展对大学英语教学要培养具有很强国际竞争能力人才的要求,加强了实用性英语教学,以培养学生的英语综合应用能为目标,特别突出和加强了听说与交流能力的训练与培养,而设计开发的一套理念创新、内容实用、体系科学并具时代特色的全新立体化系列教材,供大学英语教学基础阶段使用。《大学体验英语》参照大学英语教学对各级的要求,分为1~6级。每级由《综合教程》、《扩展教程》、《听说教程》、《教学参考书》以及配套的多媒体学习课件、网络课程以及电子教案等组成。此外,还编写了《大学体验英语——基础教程》一册,供入学水平低于第一级起点要求的学生使用。

《大学体验英语》充分研究了国内外各教育层次的英语教材的编写原则与特点,既吸纳了国内教材注重思想性、人文性、科学性以及注重打好语言基础等优点,又注入了国外社区教育、大众教育、终身教育的实用、应用型教学的特点;既注意打好语言基础,更侧重培养应用能力,特别是实际使用英语进行涉外交际的能力。在培养阅读能力的同时,加强听、说、写、译等语言技能的综合训练,尤其注重口头和书面实用表达能力的训练与培养,以适应中国入世以后对外交往的需要。在上述总体思路的指导下,更新教学理念和内容体系,这主要体现在如下几个方面:

1. 注重培养表达能力。《大学体验英语》不仅重视语言技能的训练,更注重这些技能的实际运用。以任务为主线进行教材的编排,使课文和练习成为一个有机的整体,有利于培养学生实际使用英语进行涉外交际的能力。

2. 强调交际内容的实用性。《大学体验英语》在选材中注重思想性、现代性、科学性、前瞻性、趣味性和可操练性。文章短小精悍,易于学习、操练。为了突出英语作为涉外交际的工作语言这一特点,本教程还特别突出交际内容的实用性,而且听、说、读、写、译各项技能的培养与训练都围绕同一交际话题展开。

3. 课堂教学和自主学习相结合。《大学体验英语》充分注意课堂教学与课外自主学习相结合,使课堂教学的内容在课外得以延展。《大学体验英语》的《综合教程》(*Integrated Book*)和《听说教程》(*Listening and Speaking*)主要用于课堂教学,《扩展教程》(*Extended Book*)供学生自主学习使用。二者紧密配合,相辅相成。

4. 重视文化教学,培养“跨文化意识”。跨文化交际中的文化因素在外语教学中具有特殊意义。《大学体验英语》注意语言材料与文化内容的融合,注意对西方文化背景的介绍与教学,专门设计的“文化沙龙”模块就是其特点之一。

5. “教、学、考”相互照应。《大学体验英语》的《扩展教程》专门设计了自测试题,供学生自我检测学习《综合教程》和《扩展教程》的效果。

6. 立体化教材为英语学习提供全方位服务。《大学体验英语》是包括文字版、网络版、多媒体学习课件、电子教案等在内的立体式系列教程,为英语教学网络化及使用多媒体等现代化教学手段提供了立体、互动的英语教学环境。

7. 图文并茂,版式新颖。《大学体验英语》有大量与主题相关的启发性强的图片,为语言学习提供了形象的立体的训练情景,加强了学生对学习和使用语言的实际体验。

本书为《听说教程》第2册。《听说教程》是根据朗文出版社最新出版的 *Impact Listening* 英语听说教材,同时结合教育部1999年颁布的《大学英语教学大纲》(修订本)的要求改编而成的。原书以听力教学为主,辅之以一定的口语练习,较好地体现了当代外语教学中先进的教学理念和研究成果,其教学内容、教学方式和教学安排也基本符合我国大学英语听说教学的要求。改编中,我们一方面力求保持原书在听说教学方面的优点,对不适合中国学生的练习活动和语言材料进行了适当的修改;另一方面进一步改进和强化了口语练习,弥补了原书听说训练不平衡以及与中国大学生生活联系不紧密的缺陷,强化了本系列教程所强调的“体验”性。经过改编,本教材主要体现以下一些特点:

1. 内容丰富,语言真实。本教材每册共包含20个单元,每单元一个主题。这20个主题覆盖了与当代青年学生日常生活相关的大部分内容。教材中的听力材料大都取自真实的交际场景,使听者如同身临其境。经过编写者的选择与加工,这些真实的语言材料可以为不同语言能力的学生所接受,使初级和中级听力水平的学生也能感受到听懂真实英语的

乐趣。

2. 题材贴近大学生生活。本教程在语言材料的选择上强调将知识性、趣味性、实用性相结合的原则,使学生在学语言的同时吸收大量与语言相关的社会、文化等知识,同时为他们创造一个轻松、活泼的语言学习氛围。听力和口语活动的话题围绕学生熟悉并且感兴趣的内容展开,力求使学生听得有兴趣,说得有内容,提高学习效率,最终达到学以致用的教学目的。

3. 教学内容安排合理。本教材每一个单元由词汇和背景知识学习入手,为下一步听力练习扫清语言和背景知识的障碍,然后是较为简单的短篇听力训练及简短的口语练习,进而则是较长篇幅的听力材料学习和围绕听力材料内容的口头回答或讨论,最后,学生则被要求运用新学到的语言材料结合真实的交际场景进行口语训练。这种由浅入深、由输入到输出的教学安排使学生听得进、说得出,从而激励学生主动投入并保持良好的学习热情。另外,本教材每一个单元围绕同一个主题展开,内容涉及与这一主题相关的场景、情景、功能、意念和相关的文化背景知识,这进一步加强了单元内各部分,以及听和说的有机联系,使所有教学环节浑然一体。

4. 配套材料完善。本教程的学生用书除附有供学生自测使用的材料外,还将每单元中较难的Real World Listening听力内容以光盘形式附于书后,供学生课后进一步研听。为方便教学,本教程还配有内容丰富、指导详尽、方便使用的教学参考书,大大减轻了教师的备课难度,同时还可以使教师学到一些新的教学方法。本教程的录音材料有磁带与CD两种载体形式供使用者选择,方便在不同教学环境中师生的使用。

《大学体验英语》可以明显提高学生在实际使用英语进行涉外交际的能力,较好地体现了大学英语教学要突出全面培养提高学生的英语综合应用能力的大方向。

本套教材是集体科研和智慧的结晶,它的编写和出版得益于以下院校教授、专家的参与和辛勤的工作:北京大学、南京大学、华南理工大学、电子科技大学、吉林大学、华中科技大学、大连理工大学、中山大学、武汉大学、重庆大学、西安交通大学、湖南大学、东南大学、四川大学、东北大学、中国农业大学等。

《大学体验英语》网络技术指导委员会的领导和专家有:吴中福(重庆大学校长,教育部现代远程教育资源建设专家组组长)、邹寿彬(电子科技大学校长,教育部现代远程教育资源建设专家组副组长)、樊明武(华中科技大学校长,中国工程院院士)、陈准民(对外经济贸易大学校长、教授)、庾建设(湖南大学副校长,网络教育学院院长)、陈建平(广东外语外贸大学副校长、教授,全国高等学校外语专业教学指导委员会委员,中国英语教学研究会副会长)、王洪(教育部现代远程教育资源建设委员会办公室副主任、高等教育出版社副总编)、顾宗连(中国人民大学网络教育学院院长)、张亚斌(华南理工大学网络教育学院副院长)。上述领导和专家对本系列教材的编写和网络课件的研制开发给予了建设性的指导和极大的支持。

本教材的编写还得到了许多同事和朋友的热情关心、帮助和指导。高等教育出版社的编辑们在整套教材的策划、编写、版式设计、题图设计、插图选配等方面做了大量工作。在此,编者一并表示感谢。

《大学体验英语》是我们在大学英语教学内容和课程体系改革方面所作的一次大胆尝试,其中定会存在不当和疏漏之处,敬请使用者批评指正。

编者
2002年5月

Contents

1. Introductions “You’ll really like him.”

pages 8–11



Warm Up: Introductions

Listening Task: Introductions in different situations

Real World Listening: Jean, Alicia, and Robert meet at a café

Interaction Link: Meet the class

2. Personality “What do you like about him?”

pages 12–15



Warm Up: Personality

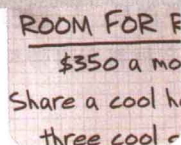
Listening Task: Questions about people

Real World Listening: Personality quiz

Interaction Link: It’s a match

3. Home “The view is great.”

pages 16–19



Warm Up: Housing

Listening Task: Talking about living situations

Real World Listening: Hye Jun looks for a place to live

Interaction Link: My Place

4. Technology “How does it work?”

pages 20–23



Warm Up: Technology functions


Listening Task: Complaining about technology

Real World Listening: Zack Newton on *Techworld*

Interaction Link: What does it do?

5. Nationalities “All around the world”

pages 24–27



Warm Up: Experiences in other countries

Listening Task: Talking about different cultures

Real World Listening: Leath and Hannah talk about Zambia

Interaction Link: Travel survey

Review Unit 1 (Units 1–5)

pages 28–31

6. Identity “What’s your number?”

pages 32–35



Warm Up: Personal questions

Listening Task: Keeping information private

Real World Listening: Catherine meets Chip at a party

Interaction Link: That’s kind of personal!

7. Family “I really take after my dad.”

pages 36–39



Warm Up: Kinship terms

Listening Task: Talking about family relationships

Real World Listening: Jane, her parents, and what they have in common

Interaction Link: Something in common

8. Directions “Are you lost?”

pages 40–43



Warm Up: Directions

Listening Task: Looking for famous places

Real World Listening: Paula talks about Istanbul

Interaction Link: Where in the world?

9. Jobs “The benefits are great!”

pages 44–47



Warm Up: Job features

Listening Task: Talking about first jobs

Real World Listening: Sandy and Jennifer at a job interview

Interaction Link: What's my job?

10. Style “It means a lot to me.”

pages 48–51



Warm Up: Accessories

Listening Task: Talking about what accessories mean

Real World Listening: Commitment bracelets


Interaction Link: It's special because ...

Review Unit 2 (Units 6–10)

pages 52–55

11. Travel “They lost my luggage!”

pages 56–59



Warm Up: Travel obstacles

Listening Task: Dealing with travel problems

Real World Listening: Trevor talks about a bad trip

Interaction Link: What would you do?

12. Food “What's for dinner?”

pages 60–63



Warm Up: Tastes and textures

Listening Task: Favorite foods

Real World Listening: Maw-Maw's Cajun kitchen!

Interaction Link: What do you eat?

13. Schedules “I'll pencil it in.”

pages 64–67



Warm Up: Phone tag

Listening Task: Talking about busy schedules

Real World Listening: Pink on tour in Asia

Interaction Link: My schedule

14. Weather “It's raining cats and dogs.”

pages 68–71



Warm Up: Seasons

Listening Task: Weather forecasts

Real World Listening: Alex talks to his grandmother about Alaska

Interaction Link: The best time of the year

15. Lifestyle “It's so convenient.”

pages 72–75



Warm Up: City, suburbs, and countryside

Listening Task: Talking about locations

Real World Listening: Julie Morris and Fernando Martinez on Gemini One

Interaction Link: Private island

Review Unit 3 (Units 11–15)

pages 76–79

Self-Study Pages

pages 80–94


Self-Study Pages Answer Key

page 95

New Words and Expressions

pages 97–100

"You'll really like him."



Warm Up



Match the parts of the conversations.

- | | |
|--|---|
| <p>9 1. Hello, my name is Elizabeth. I'm Amy's friend.</p> <p>— 2. This is my friend Taka. He's an exchange student from Japan.</p> <p>— 3. I'd like to introduce our new director, Andrea Williams. She's been with the company for twelve years.</p> <p>— 4. You've met Jane before, right? She works at the bank.</p> <p>— 5. Mom, Dad, I'd like you to meet Sheila Howard, my new roommate.</p> <p>— 6. This is my husband, John. He's a professor at the college.</p> <p>— 7. Bob, this is Tulla. She's visiting from Finland.</p> <p>— 8. Hello, I'm Sam. I'll be your tour guide today.</p> | <p>a. Oh, yeah. Long time no see.</p> <p>b. Great!</p> <p>c. Hey, Taka. How's it going?</p> <p>d. It's good to meet you, John. What do you teach?</p> <p>e. It's good to meet you, Ms. Williams.</p> <p>f. It's nice to meet you, Sheila.</p> <p>g. Hi, Elizabeth. My name is Jason.</p> <p>h. Really? How long will you be here?</p> |
|--|---|



Now listen and check.



Introduce yourself to a partner. Then introduce your partner to another pair of students.

Listening Task



Look at the pictures. Where are the people?



First Listening: Which introductions do the speakers use?

Check (✓) the introductions.



"This is ..."




"Hello, I'm ..."



"I'd like you to meet ..."



"I'd like to introduce ..."



"Meet my good friend ..."



"Have you met ..."



"Hi! My name is ..."



"Hi, I'm ..."



Second Listening: How does the other person respond?

Write down their responses.

1. _____ 2. _____

3. _____ 4. _____

ORAL PRACTICE

How do you respond to the following?

1. A. Morning, Miss! May I have your name?

B. _____

2. A. Dr. Rogers. This is Mr. Peter Young from the States.

B. _____

3. A. Excuse me, Jane. Could you tell us more about yourself?

B. _____

4. A. Sorry, I have to go for a meeting now. Nice meeting you.

B. _____




Act out one of the conversations. Practice with two partners.

PREPARE



Look at the picture. Jean, Alicia, and Robert are all students at the same college. What do you think their relationships are? Check your guesses.

- ☐ Jean is interested in Robert. ☐ Robert and Alicia are already friends. ☐ Alicia and Jean are friends.
☐ Jean just broke up with Robert. ☐ Robert is interested in Alicia. ☐ Alicia and Jean are sisters.



Now listen and check.

GET THE MAIN IDEAS



Write T (true), F (false), or ? (I don't know) for each statement.

Part 1

- ___ Robert has seen Jean before but hasn't actually met her.
 ___ Jean and Robert were in the same Spanish class.
 ___ Robert is interested in Jean.
 ___ Alicia introduces Jean to Robert.
 ___ Alicia will teach Robert Spanish.

Part 2

- ___ Robert doesn't like Spanish.
 ___ Robert doesn't like Alicia.
 ___ Robert likes a girl from Spain.
 ___ Robert is going to live in Spain.
 ___ Alicia wants to teach Robert Spanish.



Listen to the two dialogues again and answer the following questions.

- Does Jean know Robert? _____.
- Why does Robert always sit in the back row? _____.
- Who is Alicia? _____.
- What does Robert ask Alicia to do? _____.
- Why does Robert want to learn Spanish? _____.

RESPOND TO THE IDEAS

Do you think Robert and Alicia are interested in each other? Why or why not?
Do you think Alicia will continue to teach Robert? Why or why not?



MEET THE CLASS

Get to know your classmates!

Write information about yourself in the chart below.

Then walk around your class and introduce yourself to your classmates.

Ask questions. Find three people you have something in common with.

Write their names in the chart.

TOPIC	Information about me	Classmate with the same answer
My favorite food		
My favorite movie		
Month I was born		
Something I don't like		
My dream vacation		
My dream job		
My favorite color		
My favorite book		
My favorite song		

Model Conversation 1

A: Hi, I'm Hideo.

B: Good to meet you. My name's Andrea.

A: What's your favorite food?

B: It's spaghetti. What's yours?

Model Conversation 2

A: Hi, Mario. Have you met Hideo? Hideo, this is Mario.

B: Hi, Hideo. Hey, what month were you born in?

C: July. How about you, Mario?

B: September. Why don't you ask Paula? I think she was born in July.

Model Conversation 3

A: Hi, John! Where would you like to go for the spring vacation?

B: Italy! It's my dream country.

A: Why?

B: Because there are lots of sculptures and they are fabulous!



"What do you like about him?"



Warm Up



Write the missing words.

sincere
dependable
honest



Angela

1. I think friends have to be honest. I can't stand it when my friends don't tell the truth. If my friends are _____ I know they're _____, too. I can count on them, you know?

shy
outgoing
friendly

2. I seem to end up with people who are a lot more _____ than I am—the friendly type, you know, talkative and _____. I'm kind of _____ and quiet myself, so I let them do the talking.



David

kind-hearted
easygoing
mature



Amy

3. I like people who are _____, but _____ enough to be responsible for themselves. Life can be so stressful. I need people who are _____ and can help me when I'm in trouble.

critical
assertive
cheerful

4. I have a lot of friends on my soccer team who are pretty _____—even aggressive. But we win a lot, so that makes me happy. I'm usually _____, so I don't like being with people who are too _____—always complaining about things.



Ali



Now listen and check.



Listening Task




Look at the pictures. What are the people like?





First Listening:

Who are the speakers talking about?



her dad



Second Listening: Check the qualities each speaker mentions.

1.



- ☐ easygoing
- ☒ generous
- ☐ hardworking
- ☐ kindhearted

2.



- ☐ silly
- ☐ energetic
- ☐ moody
- ☐ silly

3.



- ☐ aggressive
- ☐ energetic
- ☐ creative
- ☐ talkative

4.



- ☐ down-to-earth
- ☐ sincere
- ☐ weird
- ☐ assertive

5.



- ☐ defensive
- ☐ dependable
- ☐ hardworking
- ☐ bossy

6.



- ☐ lazy
- ☐ laid-back
- ☐ cheerful
- ☐ easygoing



What kind of personality do you like? Why?

Tell your partner about a friend, a family member, or a teacher.

PREPARE



What kind of person are you? Check your answers.

Do you like to ...

spend time alone? ☐ yes ☐ no



eat at nice restaurants? ☐ yes ☐ no

plan ahead? ☐ yes ☐ no

work in groups? ☐ yes ☐ no

ask questions in class? ☐ yes ☐ no

follow directions? ☐ yes ☐ no



Now listen to Part 1 of the personality quiz and write the missing phrases.

GET THE MAIN IDEAS



Listen to Part 1 again. Circle your answers.

When I ...	I prefer to ...	I'd rather ...
1.	a. watch alone	b. watch with others
2.	a. work by myself	b. work with a group
3.	a. make reservations	b. just go
4.	a. read the instructions	b. connect it without instructions
5.	a. tell my ideas first	b. listen to others first
6.	a. ask myself	b. let someone else ask



Now listen to Part 2. Check the characteristic that describes you for each set of questions.

1 & 2 ☐ independent ☐ dependent

3 & 4 ☐ organized ☐ creative

5 & 6 ☐ leader ☐ follower



Listen to Part 2 again and answer the following questions.

1. If you are independent, how would you like to do when watching a movie or working on a project?
2. If you are sort of creative, what would you like to do in case of eating out or getting a new computer?
3. If you are a leader, what would you like to do when working with a group or having a question in mind?



RESPOND TO THE IDEAS

Compare answers with a partner. Are you similar or different?

Do you agree with the personality quiz? Why or why not?

IT'S A MATCH

1. Answer the questions about yourself.
2. Ask your classmates the same questions. Write the names of classmates who have the same answers.

	Me	Classmate
Do you like to play music?		
Are you shy?		
Do you like to talk about serious things?		
Are you athletic?		
Do you like to talk to people?		
Are you outgoing?		
Do you love to exercise?		
Do you like quiet people?		
Are you sensitive?		
Do you love cats?		
Do you love dogs?		
Do you like technology?		
Do you like to tell stories?		
Do you like challenges?		
Are you quiet?		
Do you like to tell jokes?		



Warm Up



Write the missing words.

apartment
roommate
housing
sharing

1. Rob and Jeannie are talking after class.


Rob: Hey, what are you doing after class?

Jeannie: I'm going over to the housing office.

Rob: Looking for an _____?

Jeannie: No, we need a _____.

Rob: Oh, you're _____ a place?



reasonable
furniture
rent
available
studio

2. Jorge is talking to an agent in a real estate office.

Agent: We have a _____ that's _____.

That's one large room, basically.

Jorge: Is it furnished?

Agent: No, you have to bring your own _____.

Jorge: How much is the _____?

Agent: It's very _____.



move out
check
refund
deposit

3. Hoon is paying the deposit at his new apartment.

Hoon: Here's the _____, Mrs. Anderson.

Mrs. Anderson: Thanks. That will cover
your _____.

Hoon: Will I get that money back when I _____?

Mrs. Anderson: Yes, if nothing is broken, you'll get a _____.

Hoon: OK, I'll be careful.



Now listen and check.



Find out what kind of place your partner lives in.
What does he or she like and dislike about it?