



华章英语系列教材

3

PLATINUM EDITION

GRAMMAR DIMENSIONS

FORM, MEANING, and USE

汤姆森三维英语语法

— 白金版

第三册 学生用书

(美) Diane Larsen-Freeman 主编
Stephen H. Thewlis 著



机械工业出版社
China Machine Press

THOMSON



汤姆森学习出版集团

华北水利水电学院图书馆



208058288

H314

L002

华章英语系列教材

3

PLATINUM EDITION

GRAMMAR DIMENSIONS

FORM, MEANING, and USE

汤姆森三维英语语法

— 白金版

江苏工业学院图书馆

第三册 学生用书
藏书章

(美) Diane Larsen-Freeman 主编
Stephen H. Thewlis 著



机械工业出版社
China Machine Press

805828

Diane Larsen-Freeman, Stephen H. Thewlis: Grammar Dimensions 3

Copyright © 2000 by Heinle & Heinle, a division of Thomson Learning.

All rights reserved. No part of this work covered by the copyright hereon may be reproduced or used in any form or by any means-graphic, electronic, or mechanical, including photocopying, recording, taping, or information storage and retrieval systems-without the written permission of the publisher.

Authorized Bilingual Edition by Thomson Learning and CMP. No part of this book may be reproduced in any form without the express written permission of Thomson Learning and CMP.

Authorized edition for sale in P.R. China only.

本书英文影印版由汤姆森学习出版集团授权机械工业出版社出版, 未经出版社书面许可, 本书的任何部分不得已任何方式复印或抄袭。

版权所有, 侵权必究。

本书版权登记号: 图字: 01-2002-0723

图书在版编目 (CIP) 数据

汤姆森三维英语语法学生用书: 白金版/ (美) 弗里曼 (Freeman, D. L.) 著; - 北京: 机械工业出版社, 2002.4

书名原文: Grammar Dimensions 3

ISBN 7-111-09993-1

I. 汤... II. 弗 III. 英语 - 语法 - 教学参考资料 IV. H314

中国版本图书馆CIP数据核字 (2002) 第014177号

机械工业出版社 (北京市西城区百万庄大街22号 邮政编码 100037)

中国电影出版社印刷厂印刷·新华书店北京发行所发行

责任编辑: 李淑新

2002年5月第1版第1次印刷

850mm × 1168mm 1/16 · 29印张

印数: 0 001-5 000册

定价: 48.00元 (共四册合计193.00元)

凡购本书, 如有倒页、脱页、缺页, 由本社发行部调换。

出版说明

日前，教育部发表了适用于全日制义务教育普通高级中学的《英语课程标准》。从新的英语课程标准所反映和规定的课程性质、基本理念、设计思路、课程目标以及内容中，我们不难看出我国英语教学的目的、目标、观点、内容、实施、策略、手段和评价等各方面都要进行重大改革，以使基础教育阶段的英语教育水平有较大的提高，满足21世纪人才培养的需要。

英语教学的特点之一是要使学生尽可能多地从不同渠道、以不同形式接触和学习英语，亲身感受和直接体验语言及语言应用。因此，在英语教学中，除了合理有效地使用教科书以外，还应该积极开发其他课程资源，一些外语特色学校，或者双语学校率先引进了一些英语原版的跨学科教材作为选修教材，其目的就是让学生从更多的方面接触英语，提高学生的学习兴趣，有利于开发学生的多元智能。为此，北京华章图文信息有限公司特别精选了一些国外的优秀教材作为高中的选修教材供广大师生选用。这些选修教材包括英语原文阅读、文学欣赏、学校生活、科技探索、英语语法、计算机英语等。它们的题材和体裁都是学生所关心、所感兴趣的，这样，学生学习就会相对轻松，容易奏效。兴趣会是天生，也会后天养成，有时一时激发的兴趣也会使人改变初衷、改变人生。我们相信这些构思新颖、设计独特、精美实用的选修教材会给学生留下深刻的印象，他们的兴趣会转化为持续的行动，成为未来的文学家、科学家、精英和各个领域的人才。在特创的跨学科英语环境中，他们不仅在跨学科中学会了其他学科的知识，而且对他们所面临的高考、就业和其他选择都会打下良好的基础。

《汤姆森三维英语语法-白金版》(Platinum Edition Grammar Dimensions)是美国汤姆森学习出版集团献给本世纪的一大礼物。作者Diane Larsen-Freeman以独特的视角，把语法的作用从FORM、MEANING和USE三个不同维度以全新的理念，深入浅出地加以解释，使学生更深刻地理解语法、提高他们的语言分析能力；使教师打破传统的语法，发展全新的、建立在FORM、MEANING和USE上的三维语法教学法。有的专家在解释“国家英语课程标准”对语法部分的要求时说过，我们不是不讲语法，我们必须把语言的形式和语言的意义以及作用联系在一起。Diane Larsen-Freeman的《汤姆森三维英语语法-白金版》使教师在教语法时更轻松、更有效、更清晰；丰富的练习、真实的交际活动使学生对原以为枯燥的语法从不同维度理解的更加深刻。

《汤姆森三维英语语法-白金版》是以任务型教学理念编写的语法教科书。全书共有4册，每册教材包括：

1. 学生用书+三维CD-ROM

Grammar Dimensions Student Book units are designed to be clear, comprehensive, flexible, and communicative.

Goals: Focus students' attention on the learning they will do in each chapter.

Opening Task: * Contextualizes the target grammatical structure.

• Enable teachers to diagnose their students' performance and identify the aspect of structure

with which their students have the most difficulty.

- Provides a roadmap for the grammar points students need to work on in that unit. Focus Boxes:
 - *Present the form, meaning, or use of a particular grammatical structure.
- Focus students' attention to a particular feature of the target structure. Each rule or explanation is preceded by examples, so teachers can have students work inductively to try to discover the rule on their own.

Exercises: *Provide a wealth of opportunity to practice the form and meaning of the Grammar structures.

- Help students develop the skill of "grammaring" ---the ability to use structure accurately, meaningfully, and appropriately.
- Are varied, thematically coherent, but purposeful.
- Give students many opportunities to personalize and own the language.

Communicative: *Help students practice Grammar and communication in tandem.

Activities * Are engaging!

- Encourage the students to use their new language both inside and outside the classroom.
- Provide an opportunity to practice reading, writing, listening, and speaking skills, helping students realize the communicative value of the grammar they are learning.

三维CD-ROM

- Grammar 3D provides additional practice for 34 of the key grammar structures found in the text series.
- Offers over 500 activities for the beginning to advanced students.
- Provides an instructional "help page" that allows students to access grammar explanations at any time.
- Provide feedback that helps students understand their errors and guides them toward correct answers.
- Free with each student book.

2. 学生用书磁带

Provide listening activities for each unit so students can practice listening to grammar structures in context.

3. 练习册

Provide additional exercises for each grammar point presented in the student text.

4. 教师用书

Facilitate teaching by providing in one place notes and examples, answer keys to the student book and workbook, page references to all the components, the tapescript for the audiocassette activities, and tests with answer keys for each unit.

Minimize teacher preparation time by providing step-by-step teaching suggestions for every focus box and activities in the student book.

《汤姆森三维英语语法-白金版》的特色：

- User friendly and contextualized grammar explanations help students understand the target language.
- Students practice the form, meaning, and appropriate use of each grammar structure.
- Motivating and communicative activities in the texts and workbooks help students practice grammar and communication in tandem, eliciting self-expression and personalized practice.
- Listening activities expand the target structures.

《汤姆森三维英语语法-白金版》一书不仅给我们英语语法教学引进了一套全新的教学理念，而且为教育手段的升级提供了可扩展的资源。三维CD-ROM和Grammar Dimensions网站（<http://gdonline.heinle.com>）改变了传统教学的模式，有利于开展多媒体教学、远程教学，从而扩展了书本和教室的空间。更适应当前教育的发展趋势，更有利于学生学习，从而跳出应试教育的圈子，向素质教育迈进。只有开创了面向未来的教育体系，才会获得持续发展的能力。

希望《汤姆森三维英语语法-白金版》一书以及三维CD-ROM和Grammar Dimensions网站（<http://gdonline.heinle.com>）能在你英语学习的路途上成为可圈可点的一段。忘记枯燥的语法带给我们的烦恼，让英语语法学习成为我们成长中美好而难忘的回忆。

北京华章图文信息有限公司

外语编辑部

A Special Thanks


The series director, authors, and publisher would like to thank the following individuals who offered many helpful insights and suggestions for change throughout the development of *Grammar Dimensions, Platinum Edition*:

Jane Berger
Solano Community College,
California
 Mary Bottega
San Jose State University
 Mary Brooks
Eastern Washington University
 Christina Broucsault
California State Polytechnic
University
 José Carmona
Hudson Community College
 Susan Carnell
University of Texas at
Arlington
 Susana Christie
San Diego State University
 Diana Christopher
Georgetown University
 Gwendolyn Cooper
Rutgers University
 Sue Cozzarelli
EF International, San Diego
 Catherine Crystal
Laney College, California
 Kevin Cross
University of San Francisco
 Julie Damron
Interlink at Valparaiso
University, Indiana
 Glen Deckert
Eastern Michigan University
 Eric Dwyer
University of Texas at
Austin
 Ann Eubank
Jefferson Community College
 Alice Fine
UCLA Extension
 Alicia Going
The English Language Study
Center, Oregon
 Molly Gould
University of Delaware
 Maren M. Hargis
San Diego Mesa College
 Mary Herbert
University of California, Davis
Extension

Jane Hilbert
ELS Language Center, Florida
International University
 Eli Hinkel
Xavier University
 Kathy Hitchcox
International English Institute,
Fresno
 Joyce Hutchings
Georgetown University
 Heather Jeddy
Northern Virginia Community
College
 Judi Keen
University of California, Davis,
and Sacramento City College
 Karli Kelber
American Language Institute,
New York University
 Anne Kornfeld
LaGuardia Community College
 Kay Longmire
Interlink at Valparaiso
University, Indiana
 Robin Longshaw
Rhode Island School of Design
 Bernadette McGlynn
ELS Language Center,
St. Joseph's University
 Billy McGowan
Aspect International, Boston
 Margaret Mehran
Queens College
 Richard Moore
University of Washington
 Karen Moreno
Teikyo Post University,
Connecticut
 Gino Muzzetti
Santa Rosa Junior College,
California
 Mary Nance-Tager
LaGuardia Community College,
City University of New York
 Karen O'Neill
San Jose State University
 Mary O'Neal
Northern Virginia Community
College

Nancy Pagliara
Northern Virginia Community
College
 Keith Pharis
Southern Illinois University
 Amy Parker
ELS Language Center, San
Francisco
 Margene Petersen
ELS Language Center,
Philadelphia
 Nancy Pfingstag
University of North Carolina,
Charlotte
 Sally Prieto
Grand Rapids Community
College
 India Plough
Michigan State University
 Mostafa Rahbar
University of Tennessee at
Knoxville
 Dudley Reynolds
Indiana University
 Ann Salzman
University of Illinois at Urbana-
Champaign
 Jennifer Schmidt
San Francisco State University
 Cynthia Schuemann
Miami-Dade Community College
 Jennifer Schultz
Golden Gate University,
California
 Mary Beth Selbo
Wright College, City Colleges of
Chicago
 Stephen Sheeran
Bishop's University, Lenoxville,
Quebec
 Kathy Sherak
San Francisco State University
 Keith Smith
ELS Language Center, San
Francisco
 Helen Solorzano
Northeastern University

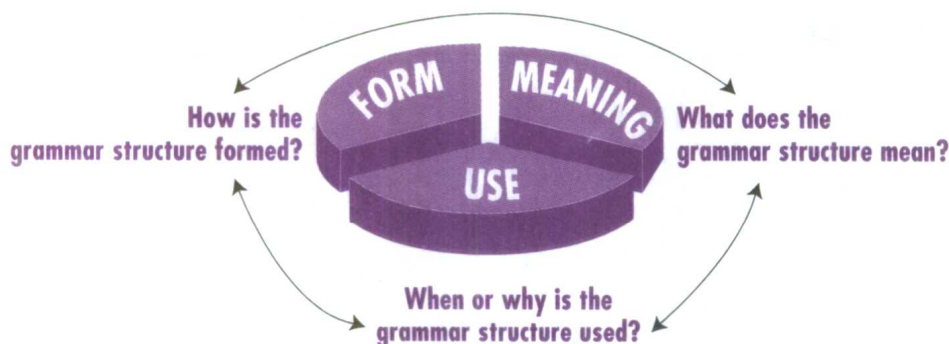
A Word from Diane Larsen-Freeman, Series Director



Before *Grammar Dimensions* was published, teachers would always ask me, “What is the role of grammar in a communicative approach?” These teachers recognized the importance of teaching grammar, but they associated grammar with form and communication with meaning, and thus could not see how the two easily fit together. *Grammar Dimensions* was created to help teachers and students appreciate the fact that grammar is not just about form. While grammar does indeed involve form, in order to communicate, language users also need to know the meaning of the forms and when to use them appropriately. In

fact, it is sometimes not the form, but the *meaning or appropriate use* of a grammatical structure that represents the greatest long-term learning challenge for students. For instance, learning when it is appropriate to use the present perfect tense instead of the past tense, or being able to use two-word or phrasal verbs meaningfully, represent formidable challenges for ESL students.

The three dimensions of form, meaning, and use can be depicted in a pie chart with their interrelationship illustrated by the three arrows:



Helping students learn to use grammatical structures accurately, meaningfully, and appropriately is the fundamental goal of *Grammar Dimensions*. It is consistent with the goal of helping students to communicate meaningfully in English, and one that recognizes the undeniable interdependence of grammar and communication.

Enjoy the Platinum Edition!

To learn more about form, meaning, and use, read *The Grammar Book: An ESL/EFL Teacher's Course*, Second Edition, by Marianne Celce-Murcia and Diane Larsen-Freeman, also from Heinle & Heinle. It helps both prospective and practicing teachers of ESL/EFL enhance their understanding of English grammar, expand their skills in linguistic analysis, and develop a pedagogical approach to teaching English grammar that builds on the three dimensions. ISBN: 0-8384-4725-2.





Welcome to Grammar Dimensions, Platinum Edition!

The most comprehensive communicative grammar series available.

Updated and revised, *Grammar Dimensions, Platinum Edition*, makes teaching grammar easy and more effective than ever. Clear grammar explanations, a wealth of exercises, lively communicative activities, technology resources, and fully annotated Teacher's Editions help both beginning and experienced teachers give their students the practice and skills they need to communicate accurately, meaningfully, and appropriately.

Grammar Dimensions, Platinum Edition, is:

Communicative	<ul style="list-style-type: none">• Students practice the form, meaning, and use of each grammar structure.
	<ul style="list-style-type: none">• Improved! A variety of communicative activities helps students practice grammar and communication in tandem, eliciting self-expression and personalized practice.
	<ul style="list-style-type: none">• Students learn to communicate accurately, meaningfully, and appropriately.
Comprehensive	<ul style="list-style-type: none">• Improved! Grammar is presented in clear charts.
	<ul style="list-style-type: none">• A wealth of exercises helps students practice and master their new language.
	<ul style="list-style-type: none">• The Workbook provides extra practice and helps students prepare for the TOEFL®.
	<ul style="list-style-type: none">• Engaging listening activities on audiocassette further reinforce the target structure.
	<ul style="list-style-type: none">• New! Enclosed CD-ROM includes over 500 activities and gives students even more practice in mastering grammar and its use in language. FREE!
Clear	<ul style="list-style-type: none">• Improved! Simplified grammar explanations help both students and teachers easily understand and comprehend each language structure.
	<ul style="list-style-type: none">• Improved! A fresh new design makes each activity engaging.
	<ul style="list-style-type: none">• New! Communicative activities ("the Purple Pages") are now labeled with the skill being practiced.
	<ul style="list-style-type: none">• New! The Teacher's Edition has page references for the Student Book and Workbook, minimizing extra preparation time.



User Friendly for Students

- **Contextualized grammar explanations and examples** help students understand the target language.
- **New! Goals** at the beginning of each unit focus students' attention on the learning they will do.
- **Sample phrases and sentences** model the appropriate use of the structure.

User Friendly for Teachers

- **New!** Teacher's Edition now contains answers, tests, tape scripts, and complete, **step-by-step teaching suggestions** for every activity.
- **New!** "Purple Page" activities are now labeled with the skill.
- **Improved! A tight integration** among the Student Book, the Workbook and the Teacher's Edition make extension activities easy to do.

Flexible

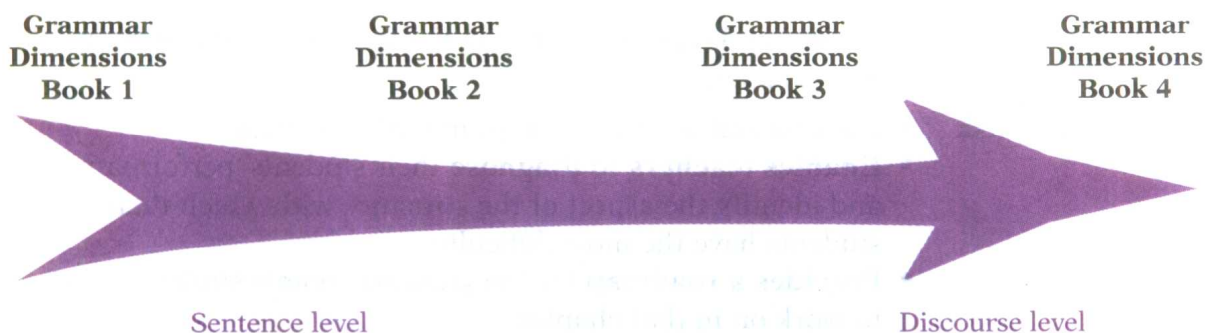
- Instructors can use the units in order or as set by their curriculum.
- Exercises can be used in order or as needed by the students.
- "Purple Page" activities can be used at the end of the unit or interspersed throughout the unit.

Effective

Students who learn the form, meaning, and use of each grammar structure will be able to communicate more accurately, meaningfully, and appropriately.

Grammar Dimensions, Platinum Edition

In *Grammar Dimensions, Platinum Edition*, students progress from the sentence level to the discourse level, and learn to communicate appropriately at all levels.



	Grammar Dimensions, Book 1	Grammar Dimensions, Book 2	Grammar Dimensions, Book 3	Grammar Dimensions, Book 4
Level	High beginning	Intermediate	High intermediate	Advanced
Grammar level	Sentence and subsentence level	Sentence and subsentence level	Discourse level	Discourse level
Primary language and communication focus	Semantic notions such as <i>time</i> and <i>place</i>	Social functions, such as <i>making requests</i> and <i>seeking permission</i>	Cohesion and coherence at the discourse level	Academic and technical discourse
Major skill focus	Listening and speaking	Listening and speaking	Reading and writing	Reading and writing
Outcome	Students form accurate, meaningful, and appropriate structures at the sentence level.	Students form accurate, meaningful, and appropriate structures at the sentence level.	Students learn how accurate, meaningful, and appropriate grammatical structures contribute to the organization of language above the simple sentence.	Students learn how accurate, meaningful, and appropriate grammatical structures contribute to the organization of language above the simple sentence.

Unit Organization

Used with or without the Workbook and the *Grammar 3D* CD-ROM, **Grammar Dimensions** Student Book units are designed to be clear, comprehensive, flexible, and communicative.

Goals	<ul style="list-style-type: none">• Focus students' attention on the learning they will do in each chapter.
Opening Task	<ul style="list-style-type: none">• Contextualizes the target grammatical structure.• Enables teachers to diagnose their students' performance and identify the aspect of the structure with which their students have the most difficulty.• Provides a roadmap for the grammar points students need to work on in that chapter.
Focus Boxes	<ul style="list-style-type: none">• Present the form, meaning, or use of a particular grammatical structure.• Focus students' attention to a particular feature of the target structure. Each rule or explanation is preceded by examples, so teachers can have students work inductively to try to discover the rule on their own.
Exercises	<ul style="list-style-type: none">• Provide a wealth of opportunity to practice the form and meaning of the grammar structures.• Help students develop the skill of "grammaring"—the ability to use structures accurately, meaningfully, and appropriately.• Are varied, thematically coherent, but purposeful.• Give students many opportunities to personalize and own the language.
Communicative Activities ("The Purple Pages")	<ul style="list-style-type: none">• Help students practice grammar and communication in tandem.• Are engaging!• Encourage students to use their new language both inside and outside the classroom.• Provide an opportunity to practice reading, writing, listening, and speaking skills, helping students realize the communicative value of the grammar they are learning.

Student Book Supplements

Audiocassettes	<ul style="list-style-type: none">• Provide listening activities for each unit so students can practice listening to grammar structures in context.
Workbooks	<ul style="list-style-type: none">• Provide additional exercises for each grammar point presented in the student text.• Offer question types found on the TOEFL® (Test of English as a Foreign Language).
CD-ROM	<ul style="list-style-type: none">• <i>Grammar 3D</i> provides additional practice for 34 of the key grammar structures found in the text series.• Offers over 500 activities for beginning to advanced students.• Provides an instructional “help page” that allows students to access grammar explanations at any point.• Provides feedback that helps students understand their errors and guides them toward correct answers.• Free with each Student Book!
Teacher’s Editions	<ul style="list-style-type: none">• Facilitate teaching by providing in one place notes and examples, answer keys to the Student Book and Workbook, page references to all of the components, the tapescript for the audiocassette activities, and tests with answer keys for each unit.• Minimize teacher preparation time by providing step-by-step teaching suggestions for every focus box and activity in the Student Book.

The *Grammar Dimensions, Platinum Edition* Student Books and the additional components help teachers teach and students learn to use English grammar structures in communication accurately, meaningfully, and appropriately.

Acknowledgments

Series Director Acknowledgments

This edition would not have come about if it had not been for the enthusiastic response of teachers and students using the previous editions. I am very grateful for the reception *Grammar Dimensions* has been given.

I am also grateful for all the authors' efforts. To be a teacher, and at the same time a writer, is a difficult balance to achieve . . . so is being an innovative creator of materials, and yet, a team player. They have met these challenges exceedingly well in my opinion. Then, too, the Heinle & Heinle team has been impressive. I am grateful for the leadership exercised by Erik Gundersen, formerly of Heinle & Heinle. I also appreciate all the support from Charlotte Sturdy, Mike Burggren, and Marianne Bartow. Deserving special mention are Jean Bernard, and above all, Nancy Jordan, who never lost the vision while they attended to the detail with good humor and professionalism.

I have also benefited from the counsel of Marianne Celce-Murcia, consultant for the first edition this project, and my friend. Finally, I wish to thank my family members, Elliott, Brent, and Gavin, for not once asking the (negative yes–no) question that must have occurred to them countless times: "Haven't you finished yet?"

Author Acknowledgments

This edition represents the extraordinary dedication and ongoing commitment of many, many people: First and foremost, thanks are due to the entire Heinle & Heinle team, whose consistent support, enthusiasm, hard work, and commitment to the series can only be described as an author's dream come true. Most especially I would like to express my appreciation to our patient and long-suffering editors, Diane Larsen-Freeman and Amy Lawler, whose extremely helpful perspectives and perceptive comments (to say nothing of their gentle prodding and consistent good humor) have substantially increased the quality and consistency of the series. Gratitude and appreciation also go to the great web of thoughtful and dedicated teachers whose ongoing feedback, wisdom, and involvement with the series have helped us improve, fine-tune, and correct. Their caring professional support and involvement have been crucial to the success of the series.

Finally, to my friends and family, most especially my partner Michael Mercil, whose support, understanding, and gracious relinquishment of vacations, nights, and weekends was (as always) above and beyond, my abiding gratitude and love.

Contents

Unit 1

Overview of the English Verb System Time and Tense 1

Opening Task 1

Focus 1	Overview of the English Verb System (Form/Meaning) 2
Focus 2	Keeping Tenses in the Same Time Frame (Use) 5
Focus 3	Changing the Time Frame Within a Passage (Use) 7

Use Your English Activities 8

Unit 2

Overview of the English Verb System Aspect 12

Opening Task 12

Focus 1	Overview of Aspect (Meaning) 14
Focus 2	Simple Tenses (Use) 16
Focus 3	Progressive Aspect (Use) 17
Focus 4	Perfect Aspect (Use) 19
Focus 5	Perfect Progressive Aspect (Use) 21

Use Your English Activities 26

Unit 3

Adverbial Phrases and Clauses 28

Opening Task 28

Focus 1	Identifying Phrases and Clauses (Form) 30
Focus 2	Basic Adverbial Position (Form) 33
Focus 3	Position and Order of Adverbial Phrases (Form) 36
Focus 4	Putting Adverbial Phrases at the Beginning of a Sentence (Form/Use) 38
Focus 5	Position of Adverbial Clauses (Use) 39

Use Your English Activities 42

Unit 4 **Passive Verbs 46**

Opening Task 46

Focus 1	Review of Passive Forms (Form) 48
Focus 2	Passive Meaning: Agent Versus Receiver (Meaning) 51
Focus 3	When to Include the Agent (Use) 53
Focus 4	The Get Passive (Form/Use) 54
Focus 5	Special Cases: Verbs with No Passive Forms and Other Verbs with No Active Forms (Meaning) 56
Focus 6	Choosing Passive Versus Active (Use) 57

Use Your English Activities 61

Unit 5 **One-Word and Phrasal Modals 64**

Opening Task 64

Focus 1	Review of Modal Forms (Form) 66
Focus 2	Social Uses of One-Word and Phrasal Modals (Use) 68
Focus 3	Common One-Word and Phrasal Modal Meanings (Meaning) 72
Focus 4	Choosing One-Word Versus Phrasal Modals (Use) 78
Focus 5	Formal and Informal Use of Modals (Use) 82

Use Your English Activities 83

Unit 6 **Infinitives 86**

Opening Task 86

Focus 1	Overview of Infinitives and Gerunds (Form) 88
Focus 2	Infinitives (Form/Meaning) 90
Focus 3	Noun or Pronoun + Infinitive (Form/Meaning) 93
Focus 4	Verbs Followed by Infinitives, Pattern 1: Verb + Infinitive (Form) 95
Focus 5	Verbs Followed by Infinitives, Pattern 2: Verb + Noun/Object Pronoun + Infinitive (Form) 97
Focus 6	Verbs Followed by Infinitives, Pattern 3: Verb (+ Noun Phrase) + Infinitive (Form) 98
Focus 7	Using Infinitives with Passive Verbs (Form) 100
Focus 8	Infinitives as Subjects of a Sentence (Form) 101

Use Your English Activities 102

Unit 7 Gerunds 106

Opening Task 106

Focus 1	Gerunds (Form/Meaning) 108
Focus 2	Noun or Pronoun + Gerund (Form) 111
Focus 3	Verbs Followed by Gerunds, Pattern 1: Verb + Gerund (Form) 112
Focus 4	Verbs Followed by Gerunds, Pattern 2: Verb + Gerund, or Verb + Noun Phrase + Infinitive (Form) 113
Focus 5	Verbs Followed by Gerunds, Pattern 3: Verb (+ Noun Phrase) + Gerund (Form) 114
Focus 6	Gerunds in Other Positions in a Sentence (Form) 116
Focus 7	Choosing Infinitives Versus Gerunds (Meaning) 117

Use Your English Activities 122

Unit 8 Intensifiers and Degree Complements 124

Opening Task 124

Focus 1	Describing How Much or To What Degree (Meaning) 126
Focus 2	Intensifiers (Form/Meaning/Use) 128
Focus 3	Too Versus Very (Meaning) 131
Focus 4	Using Intensifiers with Too (Meaning) 132
Focus 5	Using Intensifiers with Not (Use) 133
Focus 6	Degree Complements with Too and Enough (Form) 134
Focus 7	Implied Meanings of Too and Not Enough (Meaning) 136
Focus 8	Degree Complements with So and Such (Form) 140

Use Your English Activities 143

Unit 9 Modifying Noun Phrases

Adjectives and Participles 146

Opening Task 146

Focus 1	Word Order in Noun Phrases (Form) 148
Focus 2	Order of Descriptive Adjectives (Form) 150
Focus 3	Participle Modifiers (Form) 153