

北极星英语系列教程



读写 (入门) 学生用书

Focus on Reading and Writing

NORTHSTAR

John Beaumont

Introductory



清华大学出版社

1200410915

北极星英语系列教程



1200410915



PEARSON
Longman


福州大学
图书馆基座

读写 (入门) 学生用书

Focus on Reading and Writing

NORTHSTAR

John Beaumont



Introductory

清华大学出版社

北京

English reprint edition copyright © 2003 by PEARSON EDUCATION ASIA LIMITED and TSINGHUA UNIVERSITY PRESS.

Original English language title from Proprietor's edition of the Work.

Original English language title: NorthStar: Focus on Reading and Writing, Introductory, by John Beaumont, Copyright © 2002 All Rights Reserved.

Published by arrangement with the original publisher, Pearson Education, Inc., publishing as Pearson Education, Inc.

This edition is authorized for sale and distribution only in the People's Republic of China (excluding the Special Administrative Region of Hong Kong, Macao SAR and Taiwan).

本书影印版由培生教育出版集团授权给清华大学出版社出版发行。

For sale and distribution in the People's Republic of China exclusively (except Taiwan, Hong Kong SAR and Macao SAR).

仅限于中华人民共和国境内(不包括中国香港、澳门特别行政区和中国台湾地区)销售发行。

北京市版权局著作权合同登记号 图字: 01-2003-5377

本书封面贴有 Pearson Education (培生教育出版集团) 激光防伪标签, 无标签者不得销售。

图书在版编目(CIP)数据

读写(入门)学生用书 = NorthStar: Focus on Reading and Writing, Introductory / (美) 博蒙特编. —北京: 清华大学出版社, 2003

(北极星英语系列教程)

ISBN 7-302-07142-X

I. 读… II. 博… III. ①英语—阅读教学—高等学校—教材 ②英语—写作—高等学校—教材 IV. H31

中国版本图书馆 CIP 数据核字 (2003) 第 074770 号

出版者: 清华大学出版社

<http://www.tup.com.cn>

社总机: (010) 6277 0175

地址: 北京清华大学学研大厦

邮编: 100084

客户服务: (010) 6277 6969

组稿编辑: 宫 力

印刷者: 清华大学印刷厂

发行者: 新华书店总店北京发行所

开 本: 203×255 印张: 11.25 插页: 24

版 次: 2003 年 9 月第 1 版 2003 年 9 月第 1 次印刷

书 号: ISBN 7-302-07142-X/H · 526

印 数: 1~7000

定 价: 20.00 元

出版前言

清华大学出版社引进 2003 年版培生教育集团面向非英语国家精心打造的 21 世纪最新英语教材——《北极星英语系列教程》(NorthStar)。引进出版 NorthStar 除了因为其知识内容极其丰富、内涵颇深又极具亲和力等特点以外,更重要的是我们发现她非常符合教育部正在启动的新一轮《大学英语教学课程标准》的思路与精神。我们认为无论从教材的形式还是内容上,该系列教材更能适应新世纪英语学习者需要。其特色如下:

● 听说与读写并重

该系列丛书分《听说》(Focus on Listening and Speaking)和《读写》(Focus on Reading and Writing)两大系列。其中《听说》的每个单元设置七大版块。大量操练听说,将听力理解能力与表达能力完美结合。

● 教学模式更体现交互式、个性化、自主性

课本、光盘、网络互为补充,强调互动式学习。注重把教师与学生之间、学生与学生之间的反馈通过练习轻松、自然地反映出来,既有利于提高教学质量、活跃课堂气氛、评估学生学习效果,又激发学生的学习兴趣、提倡自主学习、促进学习效率。配套学习网站(www.longman.com/northstar)免费提供网上资源库、教师指导、网上阅读、写作、听说练习等。

● 注重培养应用能力,非应试教育

着重生活工作中需要的技能,如:演讲、场景对话、走出教室实战练习、信件、总结、学术小论文等。

● 编写思路明确,编写人员水平出众

遵循外国人学习英语的普遍规律,由著名美国教育专家 Frances Boyd 和 Carol Numrich 主持、召集英美 30 多位常年从事对外英语教学的专家和教师编写。

● 语言真实地道,文化信息量大;主题相关,便于巩固

注重把语言技能的训练与知识文化有机结合起来,使学生在英语学习过程中除了学到语言的形式以外,还学习其文化内容。书中主题丰富多样、贴近生活、时代感强,灵活实用。如:年轻企业家的成功,食物对心情的影响,语言与性别的关系,情商与智商,等等。

● 教材体系完备,可供不同水平学生灵活选用

《听说》与《读写》系列各分为 5 个级别,即:入门(Introductory)、基础(Basic)、中级(Intermediate)、中高级(High Intermediate)、高级(Advanced)。每套教材包括学生用书(Student Book)(含单元测试题及总测试题)、教师用书(Teacher's Manual)、写作练习册(Activity Book)、配套 CD,极大地方便了教师与学生在教与学中的各种需要。

● 适用对象明确

该系列教材是为初、中级英语水平学习者而设计编写的。她既适用于各类学校,特别是新入校学生英语水平跨度较大的学校,如新建本科院校、扩招院校、专科学校、双语学校及师范类院校,此外,也适合同年龄层次的社会人士自学及培训机构使用。

“风乍起,吹皱一池春水”。在中国承办奥运会和入世的大背景下,全国英语教学改革正在进行。以往的教材在新形势下已显“明日黄花”,难以适应和真正提高学生的综合英语的应用能力。《北极星英语系列教程》应运而生,她从初级入门到高级应用,莲花步步,浑然一体;每一个级别又自成一统,可为不同级别的学生因“材”施用。我们认为好的教材就像乐谱或电影脚本,她能告诉您步骤、大概的进度及顺序,但是还需要您赋予她生命,把她演活。我们衷心地希望这套教材能有助于英语教学的改革,激发学生自主性学习,真正提升英语能力。

清华大学出版社外语事业部

2003 年 7 月

INTRODUCTION

NorthStar is an innovative five-level, integrated skills series for learners of English as a Second or Foreign Language. The series is divided into two strands: listening/speaking and reading/writing. There are five books in each strand, taking students from the Introductory to the Advanced level. The two books at each level explore different aspects of the same contemporary themes, which allows for reinforcement of both vocabulary and grammatical structures. Each strand and each book can also function independently as a skills course built on high-interest thematic content.

NorthStar is designed to work alongside Longman's *Focus on Grammar* series, and students are referred directly to *Focus on Grammar* for further practice and detailed grammatical explanations.

NorthStar is written for students with academic as well as personal language goals, for those who want to learn English while exploring enjoyable, intellectually challenging themes.

NORTHSTAR'S PURPOSE

The *NorthStar* series grows out of our experience as teachers and curriculum designers, current research in second-language

acquisition and pedagogy, as well as our beliefs about language teaching. It is based on five principles.

Principle One: In language learning, making meaning is all-important. The more profoundly students are stimulated intellectually and emotionally by what goes on in class, the more language they will use and retain. One way that classroom teachers can engage students in making meaning is by organizing language study thematically.

We have tried to identify themes that are up-to-date, sophisticated, and varied in tone—some lighter, some more serious—on ideas and issues of wide concern. The forty-nine themes in *NorthStar* provide stimulating topics for the readings and the listening selections, including why people like dangerous sports, the effect of food on mood, an Olympic swimmer's fight against AIDS, experimental punishments for juvenile offenders, people's relationships with their cars, philanthropy, emotional intelligence, privacy in the workplace, and the influence of arts education on brain development.

Each corresponding unit of the integrated skills books explores two distinct topics related to a single theme as the chart below illustrates.

Theme	Listening/Speaking Topic	Reading/Writing Topic
Insects	Offbeat professor fails at breeding pests, then reflects on experience	Extract adapted Kafka's "The Metamorphosis"
Personality	Shyness, a personal and cultural view	Definition of, criteria for, success

Principle Two: Second-language learners, particularly adults, need and want to learn both the form and content of the language. To accomplish this, it is useful to integrate language skills with the study of grammar, vocabulary, and culture.

In *NorthStar*, we have integrated the skills in two strands: listening/speaking and reading/writing. Further, each thematic unit integrates the study of a grammatical point with related vocabulary and cultural information. When skills are integrated, language use inside of the classroom more closely mimics language use outside of the classroom. This motivates students. At the same time, the focus can shift back and forth from what is said to how it is said to the relationship between the two. Students are apt to use more of their senses, more of themselves. What goes on in the classroom can also appeal to a greater variety of learning styles. Gradually, the integrated-skills approach narrows the gap between the ideas and feelings students want to express in speaking and writing and their present level of English proficiency.

The link between the listening/speaking and reading/writing strands is close enough to allow students to explore the themes and review grammar and reinforce vocabulary, yet it is distinct enough to sustain their interest. Also, language levels and grammar points in *NorthStar* are keyed to Longman's *Focus on Grammar* series.

Principle Three: Both teachers and students need to be active learners. Teachers must encourage students to go beyond whatever level they have reached.

With this principle in mind, we have tried to make the exercises creative, active, and varied. Several activities call for considered opinion and critical thinking. Also, the exercises offer students many opportunities for individual reflection, pair- and small-group learning, as well as out-of-class assignments for review and research. An answer key is printed on perforated pages in the back of each book so

the teacher or students can remove it. A teacher's manual, which accompanies each book, features ideas and tips for tailoring the material to individual groups of students, planning the lessons, managing the class, and assessing students' progress.

Principle Four: Feedback is essential for language learners and teachers. If students are to become better able to express themselves in English, they need a response to both what they are expressing and how they are expressing it.

NorthStar's exercises offer multiple opportunities for oral and written feedback from fellow students and from the teacher. A number of open-ended opinion and inference exercises invite students to share and discuss their answers. In information gap, fieldwork, and presentation activities, students must present and solicit information and opinions from their peers as well as members of their communities. Throughout these activities, teachers may offer feedback on the form and content of students' language, sometimes on the spot and sometimes via audio/video recordings or notes.

Principle Five: The quality of relationships among the students and between the students and teacher is important, particularly in a language class where students are asked to express themselves on issues and ideas.

The information and activities in *NorthStar* promote genuine interaction, acceptance of differences, and authentic communication. By building skills and exploring ideas, the exercises help students participate in discussions and write essays of an increasingly more complex and sophisticated nature.

DESIGN OF THE UNITS

For clarity and ease of use, the listening/speaking and reading/writing strands follow the same unit outline given below. Each unit contains from 5 to 8 hours of classroom material. Teachers can customize the units by assigning some exercises for homework and/or skipping others. Exercises in Sections 1–4 are essential

for comprehension of the topic, while teachers may want to select among the activities in Sections 5–7.

1. Approaching the Topic

A warm-up, these activities introduce students to the general context for listening or reading and get them personally connected to the topic. Typically, students might react to a visual image, describe a personal experience, or give an opinion orally or in writing.

2. Preparing to Listen/Preparing to Read

In this section, students are introduced to information and language to help them comprehend the specific tape or text they will study. They might read and react to a paragraph framing the topic, prioritize factors, or take a general-knowledge quiz and share information. In the vocabulary section, students work with words and expressions selected to help them with comprehension.

3. Listening One/Reading One

This sequence of four exercises guides students to listen or read with understanding and enjoyment by practicing the skills of (a) prediction, (b) comprehension of main ideas, (c) comprehension of details, and (d) inference. In activities of increasing detail and complexity, students learn to grasp and interpret meaning. The sequence culminates in an inference exercise that gets students to listen and read between the lines.

4. Listening Two/Reading Two

Here students work with a tape or text that builds on ideas from the first listening/reading. This second tape or text contrasts with the first in viewpoint, genre, and/or tone. Activities ask students to explicitly relate the two pieces, consider consequences, distinguish and express points of view. In these exercises, students can attain a deeper understanding of the topic.

5. Reviewing Language

These exercises help students explore, review, and play with language from both of the selections. Using the thematic context, students focus on language: pronunciation, word forms, prefixes and suffixes, word domains, idiomatic expressions, analogies. The listening/speaking strand stresses oral exercises, while the reading/writing strand focuses on written responses.

6. Skills for Expression

Here students practice related grammar points across the theme in both topics. The grammar is practiced orally in the listening/speaking strand, and in writing in the reading/writing strand. For additional practice, teachers can turn to Longman's *Focus on Grammar*, to which *NorthStar* is keyed by level and grammar points. In the Style section, students practice functions (listening/speaking) or rhetorical styles (reading/writing) that prepare them to express ideas on a higher level. Within each unit, students are led from controlled to freer practice of productive skills.

7. On Your Own

These activities ask students to apply the content, language, grammar, and style they have practiced in the unit. The exercises elicit a higher level of speaking or writing than students were capable of at the start of the unit. Speaking topics include role plays, surveys, presentations, and experiments. Writing topics include paragraphs, letters, summaries, and academic essays.

In Fieldwork, the second part of On Your Own, students go outside of the classroom, using their knowledge and skills to gather data from personal interviews, library research, and telephone or Internet research. They report and reflect on the data in oral or written presentations to the class.

AN INVITATION

We think of a good textbook as a musical score or a movie script: It tells you the moves and roughly how quickly and in what sequence to make them. But until you and your students bring it to life, a book is silent and static, a mere possibility. We hope that *NorthStar* orients, guides, and interests you as teachers.

It is our hope that the *NorthStar* series stimulates your students' thinking, which in turn stimulates their language learning, and that they will have many opportunities to reflect on the viewpoints of journalists, commentators, researchers, other students, and people in the community. Further, we hope that *NorthStar* guides them to develop their own viewpoint on the many and varied themes encompassed by this series.

We welcome your comments and questions. Please send them to us at the publisher:

Frances Boyd and Carol Numrich, Editors
NorthStar
Pearson Education
10 Bank Street
White Plains, NY 10606-1951

ACKNOWLEDGMENTS

The author and publisher wish to thank the following reviewers for their helpful suggestions on the manuscript:

Elizabeth Ruiz Esparza Barajas, University of Sonora, Sonora, Mexico; Cristina Carillo, San Luis Potosí, Mexico; Mary Peterson de Sanabria, Pontificia Universidad Javeriana, Santafé de Bogotá, Colombia; Sarah Dietrich, Salem State College, Salem, Massachusetts; Michael DiGiacomo, GEOS Language Institute, New York, New York; Nannette Dougherty, Edgemont Junior/Senior High School, Scarsdale, NY; Susan Gillette, Minnesota English Center, Minneapolis, Minnesota; Cristina Narvaez Gocher, Universidad Autónoma de San Luis Potosí, San Luis Potosí, Mexico; Joan Karnes, Lewis Clark State College, Lewiston, Idaho; Kathy Laise, Spokane Work Source, Spokane, Washington; Cathy List, LCP International Institute, Des Moines, WA; George Murdoch, UAE University, Al Ain, United Arab Emirates; Maria Ordoñez, Universidad de Celaya, Celaya, Mexico;

Muge Nure Pehlevan, Yeditepe University, Istanbul, Turkey; Eugenia Soto, Centro Cultural Costarricense Norteamericano, San Jose, Costa Rica; Sajida Saeed Tabbara, ELC University of Bahrain, Sakheer, Bahrain.

Working on this project was a tremendous learning experience for me, and I would like to acknowledge some of the individuals who helped along the way.

First and foremost, I would like to thank Carol Numrich, not only for offering me the opportunity to work on this text, but for being an invaluable mentor and friend. Her devotion to teaching and to this project was a genuine inspiration. We all should have teachers like Carol.

Second, I am grateful to Debbie Sistino and Carolyn Viola-John, for the hours of careful editing and for helping me to look at the material with fresh eyes.

I am also indebted to the teachers at the American Language Program, Columbia University, who teach me so much on a daily basis, and especially to Frances Boyd, for her insights and encouragement, to Polly Merdinger for piloting many of the units in this text and for her support at our meetings at the copy machine. I am also grateful to the ALP Level 1 & 2 students, whose feedback was invaluable.

Louisa Hellegers, Penny Laporte and Lynn Contrucci and the staff at Pearson Education also deserve many thanks for their ever-dependable professionalism and enthusiasm. I am particularly grateful to Stacey Hunter and Iris Bodré-Baez, for their help with research and permissions.

Finally, my sincere thanks go to Bronwyn Polson, Frances Sliwa, Marilyn Field, Richard Woodroof, and the countless others who were generous enough to share their stories with me so that I could share them with students and teachers around the world.

This book is for my parents, Urville and Vera, whose lessons I take with me into the classroom each day.

CONTENTS


Introduction

v

1	THE FRIENDSHIP PAGE	1
	Theme: Friendship	
	Reading One: <i>The Friendship Page Is Three Years Old!</i>	6
	Reading Two: <i>Friendship Quotes</i>	10
	Grammar: Questions with <i>Be</i>	14
	Style: The Sentence	15
2	ART FOR EVERYONE	19
	Theme: The Arts	
	Reading One: <i>Art for Everyone</i>	23
	Reading Two: <i>Looking at Art</i>	26
	Grammar: The Simple Past of <i>Be</i>	29
	Style: Commas	32
3	WHAT'S IT WORTH TO YOU?	35
	Theme: Special Possessions	
	Reading One: <i>My Secret</i>	38
	Reading Two: <i>Collecting Today for Tomorrow</i>	40
	Grammar: The Simple Present	44
	Style: The Paragraph	46
4	STRENGTH IN NUMBERS	49
	Theme: Strength in numbers	
	Reading One: <i>Urban Angels</i>	52
	Reading Two: <i>Two Real Angels</i>	56
	Grammar: Pronouns and Possessive Adjectives	60
	Style: Writing a Personal Letter	63

5	GOING OUT OF BUSINESS	67
	Theme: Business	
	Reading One: <i>The Death of the Family-Owned Video Store?</i>	71
	Reading Two: <i>Did You Know?</i>	75
	Grammar: <i>There is/There are</i>	80
	Style: Describing a Place Using Spatial Order	83
6	FLYING HIGH AND LOW	87
	Theme: Famous People	
	Reading One: <i>Lindbergh Did It!</i>	91
	Reading Two: <i>Timeline of Lindbergh's Life</i>	94
	Grammar: The Simple Past	98
	Style: Time Order	101
7	ARE WE THERE YET?	105
	Theme: Driving Problems	
	Reading One: <i>Looking for Traffic Solutions</i>	109
	Reading Two: <i>Transportation Changes How We Do Business</i>	111
	Grammar: Comparative Adjectives	115
	Style: Writing about Similarities	118
8	FULL HOUSE	121
	Theme: Family	
	Reading One: <i>Seven Tiny Miracles</i>	125
	Reading Two: <i>The Dionne Quintuplets</i>	128
	Grammar: Making Predictions with <i>be going to</i>	133
	Style: <i>Because</i>	135
9	IT'S YOUR LUCKY DAY	139
	Theme: Money	
	Reading One: <i>Sorry, Mom!</i>	143
	Reading Two: <i>Joe and Bonnie Put in Their Two Cents</i>	146
	Grammar: <i>Should</i> , for Advice	151
	Style: Expressing an Opinion	153
	Answer Key	157

THE FRIENDSHIP PAGE



1

APPROACHING THE TOPIC

A. PREDICTING

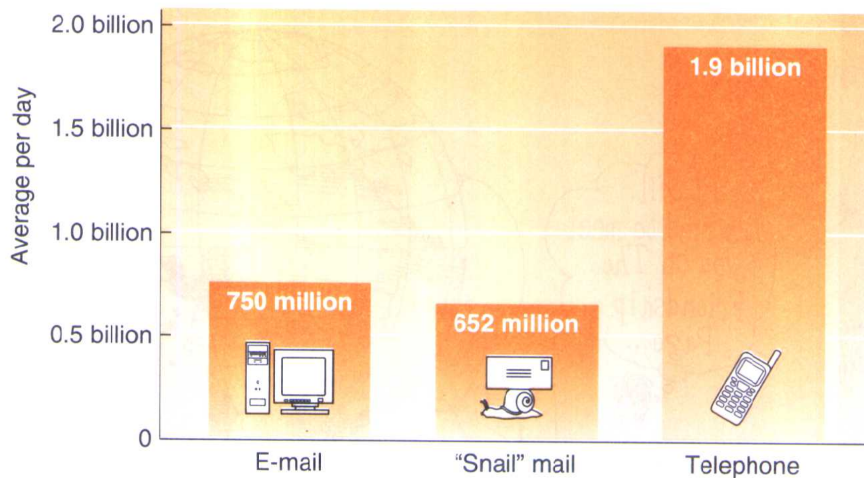
Look at the picture. Discuss these questions with the class.

1. Where are the people?
2. What are they doing?
3. The title of this unit is "The Friendship Page." What do you think? What is The Friendship Page?

B. SHARING INFORMATION

Look at the graph. Then, answer the questions.

How Americans Communicate



- Which do Americans use more: e-mail, "snail" mail, or the telephone?
- Talk to three classmates. How do you and your classmates communicate with friends and family? Complete the chart.

HOW WE COMMUNICATE

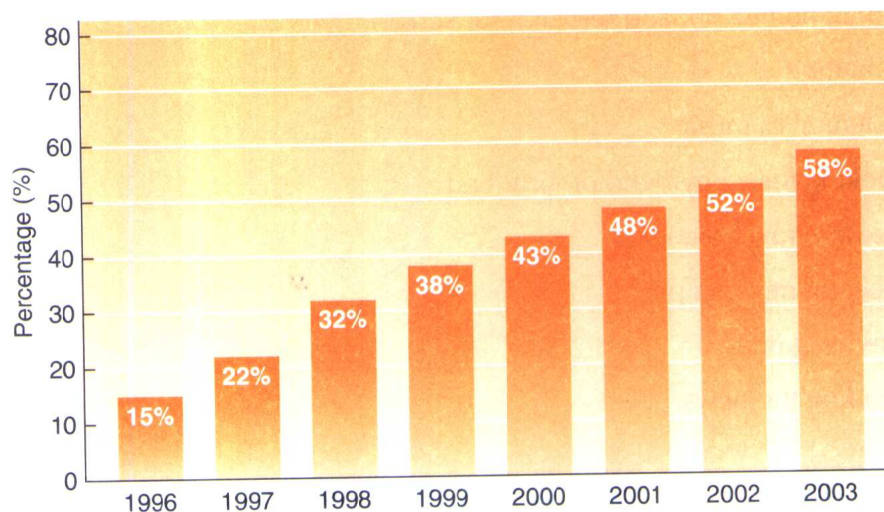
	Which do you use the most?			How often?
	E-mail	"Snail" mail	Telephone	Every day, sometimes, never, etc.
You				
Student 1				
Student 2				
Student 3				

2

**PREPARING
TO READ****A. BACKGROUND**

- 1 Look at the graph. Then answer the questions.

**Percentage of People Online (on the Internet)
in the United States**



1. What does this graph show?

2. What percentage of people in the United States used the Internet in 1996?

3. What do you think? What percentage of people in the United States will use the Internet in five years?

2 Look at the chart. Then answer the questions.

HOW PEOPLE IN THE UNITED STATES USE THE INTERNET

Internet Uses	Percentage of People
Banking	20%
Buying and selling stocks	6%
Doing homework and research for school	35%
E-mailing	96%
Listening to music	35%
Looking for a boyfriend or girlfriend	7%
Making travel plans	47%
Meeting new people	45%
Playing games	38%
Reading the news	51%

1. What are the three most popular uses of the Internet?

2. What are the three least popular uses of the Internet?

3. Do you use the Internet? If yes, how? If not, why not?

B. VOCABULARY FOR COMPREHENSION

Read the sentences. Then circle the definition of the underlined words.

1. Karen and Ellen were friends in elementary school. Today, they are 40 years old, and they still have a strong friendship.
 - a. education
 - ☒ b. relationship
2. If you want information about Columbia University in New York City, visit Columbia's website at www.columbia.edu.
 - a. a place on the Internet
 - b. an office at a university
3. The Internet is very popular today. Many people use it.
 - a. liked by many people
 - b. difficult for people to use
4. What is your biggest goal for the future? Do you want a good job? A lot of money? A big family?
 - a. a problem you have
 - b. something you want
5. Take my advice: Work hard today if you have a goal for the future.
 - a. an idea or opinion to help someone
 - b. money you get from your job
6. My brother tells good jokes. We always laugh when we are together.
 - a. a sound you make when you are very sad
 - b. a sound you make when something is funny
7. George doesn't have a paying job. He is a volunteer at an elementary school three days a week.
 - a. someone who works for no money
 - b. someone who works for money
8. I want to be a volunteer in my community. I want to help the people who live near me.
 - a. all the people living in one place
 - b. all the people you know

9. Dr. Irwin Sarason of the University of Washington says, “Good friends are good for your health.” That is a quote. I didn’t change his words.

- a. something that is not true
- b. someone’s exact words


3

READING ONE:

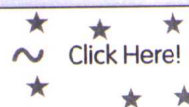
The Friendship Page Is Three Years Old!

A. INTRODUCING THE TOPIC

Bronwyn Polson is a young woman from Australia. Bronwyn started The Friendship Page. The Friendship Page is a website on the Internet. Look at part of Bronwyn’s website.



The Friendship Page



Fun Facts

“Everything you want to know about friends and friendships.”

—The Australian Net Guide

Think about The Friendship Page. What do you think? What is on this website? Check (✓) your ideas.

_____ advice

_____ humor

_____ information about Australia

_____ letters

_____ maps

_____ telephone numbers

_____ pictures

_____ poetry

_____ songs

_____ other: _____

Read “The Friendship Page Is Three Years Old!”



The Friendship Page Is Three Years Old!



- 1 Happy Birthday to us! The Friendship Page is three years old today.
- 2 When I was sixteen years old, I wanted to help people in my community. I called people at newspapers and social service organizations,¹ but they just laughed! They said, "You are only sixteen! You are too young to help. There is nothing you can do."
- 3 So I decided to go online. Age isn't important on the Internet. I learned how to make a website. Then I started The Friendship Page. I chose "friendship" because friendship is important to everyone. I also wanted to make the Internet a friendlier place. My goal is to give something good to the world.
- 4 Today, I am nineteen years old. The Friendship Page is getting more and more popular. It is very easy to use. Now more than 1,300 people visit this website every day. That's 428,000 people in the first three years!
- 5 The Friendship Page has fun information about friends and friendship. People can meet new friends. They can get advice about friendship. Also, there are quotes, poetry, songs, writing, humor and more. The poetry page is the most popular.
- 6 Friends and volunteers help me. The Friendship Page is a lot of work, but we enjoy it.
- 7 In the future I want The Friendship Page to grow. For example, I want to make a book with quotes about friendship. Money from the book will help to keep The Friendship Page going.
- 8 If you are interested in friendship and The Friendship Page, please read more!

¹ social service organization: a group that helps people