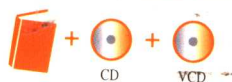




视听拓展训练 (上)

Extensive Viewing and Listening
Book One

刘芳 张四友 陈荣歆 吴燕 苏宁 审校



THOMSON



教育部大学英语教学改革重点项目



新时代交互英语 NEW ERA INTERACTIVE ENGLISH

江苏工业学院图书馆
藏书

视听拓展训练(上)

Extensive Viewing and Listening
Book One

刘芳 张四友 陈荣歆 吴燕 苏宁 审校

清华大学出版社

北京

Thomson Asia
Atlas Video Lab Guide Book A
ISBN 0-534-83578-3

Atlas Video Lab Guide A is adapted from *Atlas Video Guide* by Mary lee Wholey, originally published by Heinle & Heinle publishers © 1996.

Atlas series by David Nunan, published by Heinle & Heinle publishers © 1995.

Adaptation Edition Copyright © 2005 by Tsinghua University Press and Thomson Learning (a division of Thomson Learning Asia Pte Ltd)

Original language published by Thomson Learning (a division of Thomson Learning Asia Pte Ltd).
All Rights reserved. 本书原版由汤姆森学习出版集团出版。版权所有，盗印必究。

Tsinghua University Press is authorized by Thomson Learning to publish and distribute exclusively this bilingual edition. This edition is authorized for sale in the People's Republic of China only (excluding Hong Kong, Macao SAR and Taiwan). Unauthorized export of this edition is a violation of the Copyright Act. No part of this publication may be reproduced or distributed by any means, or stored in a database or retrieval system, without the prior written permission of the publisher.

此版本由汤姆森学习出版集团授权清华大学出版社独家出版发行。此版本仅限在中华人民共和国境内（不包括中国香港、澳门特别行政区及中国台湾）销售。未经授权的本书出口将被视为违反版权法的行为。未经出版者预先书面许可，不得以任何方式复制或发行本书的任何部分。

版权所有，翻印必究。举报电话：010-62782989 13501256678 13801310933

981-265-624-3

北京市版权局著作权合同登记号 图字：01-2005-4436

图书在版编目(CIP)数据

新时代交互英语. 视听拓展训练. 上 / (美) 霍利著. —北京：清华大学出版社，2005.9
ISBN 7-302-11672-5

I. 新… II. 霍… III. 英语—听说教学—高等学校—教学参考资料 IV. H31

中国版本图书馆 CIP 数据核字 (2005) 第 104522 号

出版者：清华大学出版社
<http://www.tup.com.cn>
社总机：(010) 6277 0175

地址：北京清华大学学研大厦
邮编：100084
客户服务：(010) 6277 6969

责任编辑：刘细珍

印装者：清华大学印刷厂

发行者：新华书店总店北京发行所

开本：170×230 印张：14 插页：1

版次：2005年9月第1版 2005年9月第1次印刷

书号：ISBN 7-302-11672-5/H·698

定价：36.00元（含CD、VCD各一张）

出版前言

在教育部大学英语教学改革的背景下,《新时代交互英语》(New Era Interactive English)系列教材应运而生。这是一套体现了全新外语教学理念、科学运用了先进的网络信息技术的大型立体化多媒体大学英语教材。

自从 2004 年 2 月份投放使用以来,《新时代交互英语》已经在全国 20 多个省市自治区的 40 多个城市的高校中使用。教学效果非常喜人,学生学习英语的积极性大大提高,期末考评的及格率和四六级通过率都有显著的进步。实践证明:该教材是一套能真正提高英语综合运用能力、尤其是听说能力的新型教材。

很大部分学生学习的积极性和主动性大为提高,他们感觉到了前所未有的学习英语的乐趣,学习进度大为加快,学习的欲望大大增强;加之新型四六级考试实施在即,其中一个重要的变化就是听力部分的比重由原来的 20% 提高到 35%。应广大师生的强烈要求,我们从 Thomson 学习集团引进了一流的教学资源——Atlas Video Lab Guide,经改编之后,新出版了这套分为上、下两册的《新时代交互英语——视听拓展训练》,每册 15 单元。该“视听拓展”具有以下明显的特点:

- **素材品质一流:** 每单元围绕一段 3-6 分钟的录像进行学习,录像的拍摄质量精良,人物表演真实专业,语言自然地地道,内容和主题包括日常生活、社交、商务等活动的主要方面,所体现出来的语言功能意念全面而实用。
- **练习设计科学细致:** 由浅入深、由面到点,科学合理的练习设计一步一步地帮助学生分解学习目标,最终彻底消化和掌握录像内容和知识要点,让学生在感觉不到太大压力的情况下轻松提高听说能力。
- **针对性强,模拟价值高:** 每单元都附有一套测试题,其中听力部分测试题的难度及语速和改革后的四六级考试听力部分都非常接近,题型也主要是对话和短文的听力训练,尤其对改革后的四六级听力成绩的提高大有裨益。

《新时代交互英语——视听拓展训练》分别配有一张 VCD 和一张 CD。VCD 包含了所有单元的核心录像素材,而 CD 则是每单元测试题听力部分的声音材料。它们既可作为《新时代交互英语》现有用户院校的补充教材和拓展训练素材,也可作为其他院校的视听主干教材和选修课教材,同时,也是广大英语爱好者和自学者的理想之选。

参与本书改编和审校工作的院校包括北京理工大学、汕头大学、武汉科技大学、合肥工业大学、东莞理工大学和国立广东外语艺术职业学院,在此对这些学校为本书的出版所付出的努力和贡献表示诚挚的感谢!

我们衷心希望该书的出版能为广大英语学习者水平的进一步长进和考试成绩的进一步提高尽一份绵薄之力!不足之处敬请各位专家和读者批评指正。

清华大学出版社
外语分社
2005 年 6 月

TABLE OF CONTENTS


.....

1	GETTING TO KNOW YOUp. 1
	✓ describing appearance
	✓ asking for and giving personal information
	✓ interviewing people
2	DINNER INVITATIONp. 13
	✓ making introductions
	✓ expressing surprise
	✓ using pronouns
3	THE SUPERMARKETp. 25
	✓ talking about quantity
	✓ offering, accepting, and refusing
	✓ count/non-count nouns
	✓ shopping for food
4	THE AUDITIONp. 37
	✓ talking about abilities
	✓ using <i>can/can't</i>
	✓ auditioning for a play
5	LET'S TAKE A VACATIONp. 49
	✓ making plans
	✓ using <i>have to/has to</i>
	✓ talking about vacation travel
6	MAY I HELP YOU?p. 61
	✓ asking someone to wait
	✓ responding to requests
	✓ ordinal numbers
	✓ locations and directions
7	HOW WAS YOUR WEEKEND?p. 73
	✓ talking about past events
	✓ making suggestions
	✓ simple past tense

- 8 THE FORTUNE TELLER** p. 85
- ✓ talking about intentions/plans
 - ✓ making predictions
 - ✓ using future tenses
- 9 THE NEW BOYFRIEND** p. 97
- ✓ talking about family
 - ✓ giving personal information
 - ✓ offering, accepting, and refusing
 - ✓ using *wh*- question forms
- 10 HIGH SCHOOL REUNION** p. 109
- ✓ comparing past and present
 - ✓ making predictions
 - ✓ talking about occupations
 - ✓ meeting old friends
- 11 AT THE BOOKSTORE** p. 121
- ✓ responding to an apology
 - ✓ expressing desires
 - ✓ stating opinions
 - ✓ expressing intentions with *will* and *might*
- 12 THE NEW ROOMMATE** p. 133
- ✓ making complaints
 - ✓ expressing satisfaction/dissatisfaction
 - ✓ talking about roommates
- 13 AROUND TOWN** p. 145
- ✓ expressing likes/dislikes
 - ✓ describing places
 - ✓ talking about neighborhoods
- 14 GETTING ORIENTED** p. 157
- ✓ making polite requests
 - ✓ making suggestions
 - ✓ stating opinions
 - ✓ talking about sightseeing activities
- 15 FAVORITE VACATIONS** p. 169
- ✓ talking about preferences
 - ✓ giving information
 - ✓ talking about weather
 - ✓ talking about leisure activities

APPENDIX KEY TO EXERCISES p. 181

GETTING TO KNOW YOU



describing appearance

asking for and giving personal information

interviewing people



BEFORE YOU WATCH

SUMMARY

Getting to Know You

Find the missing person. Frank and Gloria are two TV interviewers getting ready to do some person-in-the-street interviews at the local fair. A woman is looking for her friend, and she asks Frank and Gloria to help her find John Smith.

1

VOCABULARY

Match each word or phrase with the correct description.

- | | |
|---------------|---|
| 1. fair | a. a person who operates a camera |
| 2. interview | b. doesn't know one's location |
| 3. cameraman | c. a group of workers |
| 4. crew | d. being broadcast live on TV or radio |
| 5. lost | e. carnival; a large outdoor event |
| 6. on the air | f. one person asks questions to another |

AS YOU



WATCH

2

UNDERSTANDING THE MAIN IDEAS

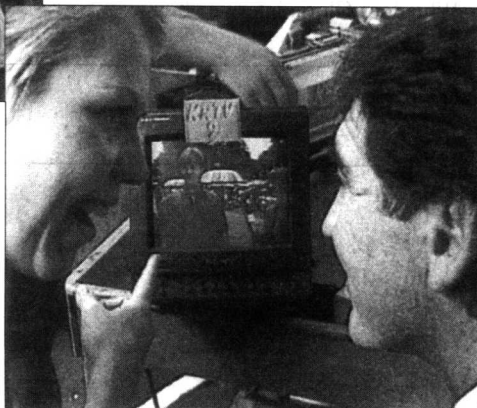


Watch the video and answer the questions.

1. Who is talking to Frank?

2. Who is Gloria looking for?

3. Does Gloria find the missing person?



3

UNDERSTANDING DETAILS

Watch the video and answer the questions.



1. Frank Valencia is a TV interviewer.

☐ True ☐ False

2. Frank is at a fair.

☐ True ☐ False

3. A woman is looking for her _____.

4. Describe the missing person:

Name: _____

Hair: _____

Clothes: _____ and _____.

Height: _____

5. Frank asks Gloria to help find the missing person.

☐ True ☐ False

6. Gloria has to do an _____ in _____ minutes.

7. a. Gloria is looking for _____. She asks:
_____ you _____?

- b. Gloria asks three men their names.

☐ True ☐ False

8. Who does Gloria interview?

9. Who identifies John Smith?



Watch the video and fill in the blanks.

Scene 1

Frank: This is Frank Valencia and (1) _____ at Oaks Park for a wonderful day of fun, food, family, and...

Mary: You gotta help me!

Frank: Hey! I'm, uh...

Mary: I can't find my friend! His name's John Smith — he's from Boston!

Frank: As you can see, things can get a little crazy here at the fair. (2) _____?

Mary: He's a little bit taller than I am — has brown hair. (3) _____ a red shirt with blue jeans.

Frank: Well, you heard her. Let's see if our other crew can help. Uh, Gloria, are you there?

Gloria: Yes, Frank.

Frank: Can you help look for a lost person?

Gloria: Well, (4) _____ an on-air interview in two minutes, but let's try.

Frank: He's wearing a red shirt and jeans. His name is John Smith.

Gloria: Okay. Bill, follow me.

Watch the video and fill in the blanks.



Scene 2

Gloria: Hi, (1) _____?

Man #1: No. Hey, are we on the air?

Gloria: Bill! Bill!

Gloria: Are you John Smith?

Man #2: Why, no, honey, but thanks for asking.

Gloria: Come on, Bill.

Gloria: (2) _____, sir, are you...? Oh, never mind!

Gloria: Frank, I gotta do my interview. I'm just gonna find someone.

Cameraman: 5... 4... 3... 2...1.

Gloria: Hello, sir. I'm Gloria Thomas from KRTV. (3) _____ a few questions?

John: Why, sure.

Gloria: Okay, great. (4) _____?

John: I'm John — John Smith, from Boston, Massachusetts.

Mary: That's John!

6**SEQUENCING**

Watch the video and number the lines in the correct order.



1. _____ That's John!
2. _____ Hey, are we on the air?
3. _____ I can't find my friend!
4. _____ Can you help look for a lost person?
5. _____ I'm just gonna find someone.
6. _____ Can I ask you a few questions?
7. _____ You gotta help me!
8. _____ He's wearing a red shirt and jeans. His name is John Smith.

7**CULTURE POINT**

Read the paragraph.

Almost every day on TV in America you can see someone conducting a “person-in-the-street” interview. These interviews are used by many different kinds of TV programs to get people’s opinions on a variety of topics, including everything from politics to movie reviews to reactions to a current news story, and more.

AFTER YOU WATCH



8

LANGUAGE FOCUS

Describing appearance

Read the question and check the appropriate responses.

What does he look like?

1. ☐ He's tall.
2. ☐ He's a nice guy.
3. ☐ He's wearing a red shirt.
4. ☐ He has big eyes.
5. ☐ He has brown hair.
6. ☐ His hair is short.
7. ☐ He's from Chicago.
8. ☐ He's wearing glasses.

Match each line with the correct response.

- | | |
|--|--------------------------------------|
| 1. Sorry, I don't have time to look for him. | a. I'm Doug Barrons. |
| 2. Can you help me look for my friend? | b. I'm from Los Angeles, California. |
| 3. Excuse me, sir. What's your name? | c. Sure. What does he look like? |
| 4. Where are you from, sir? | d. No, I'm not. |
| 5. Are you Tim Austin? | e. Never mind! I'll do it myself. |

Write the phrases in the correct place.

wearing jeans
a nice smile

brown eyes
wearing a blue shirt

long hair
large glasses

taller than me
from Florida

1. My friend Sara is...

2. My friend Sara has...

Correct the sentences.

1. What is your friend look like?

2. He's wearing a glasses.

3. He's come from New Jersey.

4. Are your name Ben Mather?

5. I can't finding my friend.

Write the words under the appropriate headings.

curly	tall	T-shirt	white	shoes
jacket	pants	jeans	hat	shirt
straight	glasses	blue	long	short (2)
average height	brown	red		

colors	clothing (singular)	clothing (plural)	hair	height
_____	_____	_____	_____	_____
_____	_____	_____	_____	_____
_____	_____	_____	_____	_____
_____	_____	_____	_____	_____

Use the words above (or any others you know) and write a description of yourself. Use complete sentences.

1. _____
2. _____
3. _____

Write a description of one of your classmates.

1. _____
2. _____
3. _____



Read and Answer

Name: _____

Major: _____

Student Number: _____

I. Fill in the blanks with words from the list. (Not all will be used.)

on the air crew	look for interview	lost cameraman	describe fair
--------------------	-----------------------	-------------------	------------------

1. I'm preparing some questions so that I can _____ her later.
2. Are we really _____? I've never been on TV before!
3. I always loved going to the _____ as a child and riding all those rides.
4. I can't find my keys. Just give me a few minutes to _____ them.
5. He has a _____ of three people helping him, but he says he needs two more.

II. Check the correct word or phrase.

1. He's a _____ bit taller than I am.
☐ much ☐ little
☐ few
2. He's wearing a red shirt and _____.
☐ jeans ☐ jean
☐ a pair of jean
3. I'm just going to find _____.
☐ someone ☐ no one
☐ anybody
4. Never mind. I'll do _____ myself.
☐ for ☐ by
☐ it
5. I don't have time _____ look for him.
☐ in order ☐ for
☐ to

III. Write a description of a person using the prompts. Use complete sentences.

1. (tall) _____
2. (nice eyes) _____
3. (dark hair) _____
4. (a white shirt) _____
5. (from Denver) _____