

Third Edition (第3版)

interchange

剑桥国际英语教程

Jack C. Richards


with Jonathan Hull and Susan Proctor

练习册

WORKBOOK

1

外语教学与研究出版社
FOREIGN LANGUAGE TEACHING AND RESEARCH PRESS
剑桥大学出版社
CAMBRIDGE UNIVERSITY PRESS



H31/877=2A
:1
2007

Third Edition (第3版)

interchange

剑桥国际英语教程

Jack C. Richards

with Jonathan Hull and Susan Proctor

江苏工业学院图书馆
藏书章

练习册
WORKBOOK

外语教学与研究出版社
FOREIGN LANGUAGE TEACHING AND RESEARCH PRESS

剑桥大学出版社
CAMBRIDGE UNIVERSITY PRESS

京权图字：01 - 2006 - 7622

Interchange Third Edition Workbook 1 by Jack C. Richards, Jonathan Hull and Susan Proctor first published by Cambridge University Press 2005

This reprint edition for the People's Republic of China is published by arrangement with the Press Syndicate of the University of Cambridge, Cambridge, United Kingdom.

© Cambridge University Press & Foreign Language Teaching and Research Press 2007

This book is in copyright. No reproduction of any part may take place without the written permission of Cambridge University Press or Foreign Language Teaching and Research Press.

本书版权由剑桥大学出版社和外语教学与研究出版社共同所有。本书任何部分之文字及图片，如未获得两社书面同意，不得用任何方式抄袭、节录或翻印。

This edition is for sale in the mainland of China only, excluding Hong Kong SAR, Macao SAR and Taiwan, and may not be bought for export therefrom.

只限中华人民共和国境内销售，不包括香港、澳门特别行政区及台湾省。不得出口。

图书在版编目(CIP)数据

剑桥国际英语教程(第3版) = Interchange (Third Edition): 练习册. 1 / (美)理查兹(Richards, J.C.)等编著. — 北京: 外语教学与研究出版社, 2007. 1
ISBN 978 - 7 - 5600 - 6236 - 5

I. 剑… II. 理… III. 英语—习题 IV. H319.6

中国版本图书馆 CIP 数据核字 (2006) 第 148766 号

出 版 人: 李朋义

责任编辑: 朱 宁

出版发行: 外语教学与研究出版社

社 址: 北京市西三环北路 19 号 (100089)

网 址: <http://www.fltrp.com>

印 刷: 北京市鑫霸印务有限公司

开 本: 889×1194 1/16

印 张: 6.75

版 次: 2007 年 2 月第 1 版 2007 年 2 月第 1 次印刷

书 号: ISBN 978 - 7 - 5600 - 6236 - 5

定 价: 16.90 元

* * *

如有印刷、装订质量问题出版社负责调换

制售盗版必究 举报查实奖励

版权保护办公室举报电话: (010)88817519

教材简介

总体介绍

《剑桥国际英语教程》(第3版) (*Interchange Third Edition*) 是《剑桥国际英语教程》的全面修订版。作为世界上最受欢迎、最有影响的英语教程之一,《剑桥国际英语教程》推动了中国传统语言学习模式的革新,加快了我国英语教学的国际化进程。它将交际教学法贯穿于语言技能训练的整个过程之中,强调在“有意义的交流”中培养语言的准确度和流利度,将语言学习变成了一种融视、听、说为一体的愉悦体验,因此广受大中院校、英语特色学校和培训机构的欢迎。

新版《剑桥国际英语教程》(第3版)更全面地体现了国际上最新的英语教学方法。新版总结了上一版在全球的课堂实践经验,保留了为广大师生所喜爱的具有启发性和创新性的课堂活动,同时根据他们的建议对部分内容和活动作了更新和修订。新版为读者奉献了更时尚的内容、更丰富的语法训练和更多的听说实践机会。

新版对上一版的四个级别进行了修订,包括:入门级、1级、2级、3级。每学完一级别,学生可掌握大约1000—1300个活用词。

入门级:针对没有英语基础的初学者,注重基础词汇、语法和语言功能的运用。

1 级:针对具备初级英语水平的学习者,旨在进一步培养语言运用技能。

2 级:针对具备初级偏上英语水平的学习者,旨在掌握和运用比较复杂的语言结构、提高流利度。

3 级:针对具有中级英语水平的学习者,旨在培养学习者运用准确、流利的英语进行交流的能力。

课时安排

每级包括16个单元的内容,课时安排为大约70—120学时。教师可以根据实际情况适当增减课堂活动。为了方便学校灵活安排教学,学生用书和练习册分两个版本——全一册和A、B分册,两个版本内容相同。A、B分册每册包括8个单元,课时安排为35—60学时,可供短期培训和学习使用。

教材组成

■ Student's Book 学生用书 (附赠词汇手册)

Student Self-study Audio Cassettes 学生用带

Student Self-study Audio CDs 学生用盘 (随学生用书一同包装)

每级学生用书按照主题分类,单元练习分为话题性和功能性两类;每2个单元之后有一个复习单元(Progress check);书的后一部分还有针对各个单元的交际活动(Interchange activities)和自学听力练习(Self-study)。附赠的词汇手册按照单元索引,帮助学生理解和记忆口语中常见的词汇和搭配。

与学生用书配套的录音产品包括学生用带和学生用盘两种，供学生课后自学使用。录音内容包括学生用书中的会话（Conversation）和自学听力练习（Self-study）。

学生用书按照内容多少分为两个版本——全一册和A、B分册。A、B分册也配有相应的词汇手册、磁带和CD产品。

■ Teacher's Edition 教师用书

Class Audio Cassettes with Student Self-study Cassettes 课堂用带

Class Audio CDs with Student Self-study Audio CDs 课堂用盘（随教师用书一同包装）

教师用书设计合理，将学生用书原页和对应的教学指导对开活页装订，方便教师左右对照查阅。教学指导包括语法点讲解、文化背景知识、辅助课堂活动、练习答案和听力录音文本。后一部分为教师补充了很多教学辅助资源（Games, Fresh ideas, Photocopiables, Language summary等）和测试题（Oral quizzes, Written quizzes）。

与教师用书配套的录音产品包括课堂用带和课堂用盘两种，供教师在课堂教学中使用。录音内容包括学生用书中的所有听力内容（所有标注有🔊的练习）和自学听力练习（Self-study）。

■ Workbook 练习册

练习册通过形式多样的练习，加强学生的词汇、语法、阅读和写作能力。每单元练习与学生用书同步进行，既可以作为课堂活动，也可以作为家庭作业。练习册也分成全一册和A、B分册，与学生用书对应。

■ DVD 录像

Video Activity Book 录像活动用书

Video Teacher's Guide 录像教师用书

录像的主题同学生用书对应，主要用来复习和扩展学生用书中的话题和语言点。录像的形式包括幽默风趣的“情景故事”（Drama）和“纪录短片”（Documentary）。

录像活动用书为每个故事和纪录短片都设计了循序渐进的听说活动和语言练习。

录像教师用书为教师们做了周密的教学安排，提供了全面的教学方法，还附上了参考答案和录像脚本。

■ CD-ROM 多媒体光盘

CD-ROM与录像用书配套使用，用于巩固或自学录像内容，同时也可以作为学生用书的辅助学习材料。CD-ROM内容依据16个录像单元进行编排，核心内容取自录像中的短片部分。每册光盘含有150个人机互动活动，可用于学生自学和课堂练习。另外，光盘中每4个单元包含一套进度测试题，以检测学生的学习成果。

■ Teacher's Resource Pack 教师资源包

教师资源包由两部分组成：教师培训教材（含2张VCD）和评估测试包（含2张CD）。

教师培训教材专为即将使用或正在使用本套教材的教师而设计，提供实际课堂操作经验。教师培训VCD展示了世界各地使用本套教材的教学情景和方法，有助于教师明确教学重点、掌握教学方法，并形成自己的教学特色。本书既适用于各种规模的教师培训，也适用于教师自修。

评估测试包帮助教师有效地评估学生的学习成果。它包括：用于在开课之前评定学生英语水平的“定级测试”和用于期中和期末评定学生学习成果的“成果测试”（测试涵盖整套教材各个级别）。测试题型包括：听力、口语、阅读、写作。

■ Teacher's Resource Book 教师资源手册

教师资源手册包含课堂用的听力、语法、词汇和口语活动，可以作为教师用书的补充。教师可以根据实际情况灵活使用和选择。

主要特色

■ 国际化内容

新版在内容上更富有时代感，与学生的生活紧密相关；同时内容注重跨文化交流，既可以开阔学生的视野，又可以紧跟世界潮流。

■ 综合性大纲

本套教材的编写理念是多种技能综合培养，最终目标是培养语言交际能力。当今社会需要综合能力强的复合型人才，而英语水平应该是建立在听说读写综合能力基础之上的。本套教程的教学大纲将语言技能、语言知识、文化意识等要素有机地结合起来，相互促进、循序渐进，帮助学生最终实现交际目标。

■ 实用有趣的学习活动

本套教程的课堂活动活泼有趣，以各种形式展现教学重点，旨在激发个性不同的学生的兴趣，使得每个学生都能乐在其中，同时达到运用语言的目的。另外，活动多为有实际意义的任务，这样可以提高学生的参与度，做到学有所用，最大程度地提高课堂学习效率。

■ 教师和学生任务

教师的任务是组织课堂，带领学生一步步完成每课的交际教学目标。在词汇和语法练习活动中，教师启发学生理解新的学习要点、总结语法规律；在对话、小组活动中，教师起辅助作用，主要是帮助学生为活动作准备，并对活动作出评价。总体上讲，教师的作用应该是启发、鼓励、指导和监控。

学生的任务是主动地、创造性地参与学习活动，将学习要点运用于语言交际实践，让语言变成一个交际工具。

■ 易教易学的内容安排

本套教材单元内容组织合理、进度适中。每个单元包括两个相关的教学环节，教师可以根据需要灵活安排和选择。另外，丰富的课堂活动和详细的教学指导充分满足教师备课的需要。

■ 完善的复习和测试体系

本套教材提供了单元小结（Language summary）、每2个单元之后的复习单元（Progress check）和进度测试（Progress quiz）。另外，教师资源包中还设计了多套“定级测试”和“成果测试”，供教师选用。

单元组织结构

每个单元由两个主要话题和功能构成，相关活动和练习都围绕这两个话题和功能安排。在教学指导上这两个部分被称作“环节1”（Cycle 1）和“环节2”（Cycle 2）。

每个环节都是一个相对完整的练习组合：通过“文化点滴”（Snapshot）或“词汇扩展”（Word Power）来引入新的话题；通过“会话练习”（Conversation）来介绍新的语法结构；“观点展示”（Perspectives）为中级水平的学习者展示了语法在现实生活中的应用，同时提供了表达个人观点的机会；“语法重点”（Grammar Focus）提供了控制型练习以及较为自由的口语语法练习；以两人或小组形式进行的交流活动（Interchange activities）可以针对某个语法重点提供实用口语练习活动。另外，不同环节还穿插了听力（Listening）、语音（Pronunciation）、写作（Writing）、阅读（Reading）练习，为培养学生的综合能力提供全面解决方案。

下面图表中列出了本套教材的主要练习种类和教学宗旨：

EXERCISE TITLES 练习名称	PURPOSE 宗旨
Snapshot 文化点滴	介绍现实生活中的各种文化现象，引入本单元或本环节的话题，帮助学生学习和扩展词汇。内容丰富多彩，易读易学，鼓励学生进行个性化讨论。
Word Power 词汇扩展	通过各种趣味单词练习，帮助学生学习和扩展与本单元主题相关的词汇。这些活动后面紧跟的口语练习可以帮助学生了解这些词汇在语境中的使用情况。
Conversation 会话练习	引入本环节的新语法点和功能点，通过一定的情景来展示语法，同时为会话和口语练习提供范例。
Perspectives 观点展示	通过广告、调查、测验、广播节目等与现实生活紧密相关的语言形式呈现语法点，活动内容通常涉及观点展示，为中级水平的学习者提供表达个人观点的机会。
Grammar Focus 语法重点	总结会话中的语法项目，针对语法点设计了由教师指导的控制型练习和比较自由的交际型语法练习。后一种练习要求学生运用所学语法知识描述个人情况。
Pair/Group Work 两人/小组活动 Role Play 角色扮演 Class Activity 班级活动	这些口语语法练习针对所学的教学重点作进一步的个性化练习，为学生提供在真实语境中流利运用语言的机会。
Pronunciation 语音	针对重要的语音现象进行练习。这些语音现象经常在前面的会话和语言重点中出现。
Listening 听力	训练学生的各种认知型技能，包括听大意、听细节、根据上下文猜测意思等。
Writing 写作	实用性的写作练习帮助学生扩展和巩固本单元的话题和语法，提高写作技能。
Reading 阅读	旨在提高学生的阅读能力。阅读文章都是根据真实材料改编而成，题材和体裁各异。阅读通常伴随着关于该话题的讨论。
Interchange Activity 交流活动	针对每单元的内容提供交际型扩展活动，使学生针对本单元的语言重点进行深入的个性化练习，真正达到融会贯通。

编者的话

新版《剑桥国际英语教程》将为广大学生提供更多的语言练习机会。我们相信本套教材不仅能使沉闷的英语课堂变得生动有趣，而且能帮助个性不同的学生在英语学习中体味到乐趣和成就感。最后，真诚地祝您教得舒心、学得开心！

Acknowledgments

Illustrations

Rob De Bank 7, 48, 90

Tim Foley 52 (*top*)

Travis Foster 16, 70

Jeff Grunewald 17 (*first and fourth columns*)

Randy Jones 1, 9, 12, 21, 36, 46, 47, 49, 51, 52 (*bottom*), 66, 72, 73, 78, 79, 86, 95

Mark Kaufman 13 (*bottom*), 17 (*second, third, and fifth columns*)

Ben Shannon 5, 13 (*top*), 23, 35, 50

Dan Vasconcellos 11, 14, 25, 53, 91, 92

Sam Viviano 2, 3, 15, 42, 54, 69, 77

Photo credits

4 (*clockwise from top left*) © George Ancona/International Stock; © Superstock; © David R. Frazier/Photo Researchers; © Noblestock/International Stock

6 © Fotosearch

8 (*clockwise from upper left*) © Ziggy Kaluzny/Getty Images;

© Mugshots/Corbis; © Gabe Palmer/Corbis; © Adam Smith/Getty Images; © John Riley/Getty Images

10 (*from top to bottom*) © Frank Herholdt/Getty Images; Phyllis

Picardi/International Stock; Larry Gatz/Getty Images

18 (*clockwise from left*) © The Sharper Image 1-800-344-4444;

© The Sharper Image 1-800-344-4444; © The Sharper Image

1-800-344-4444; © The Sharp Wizard OZ 5600 electronic organizer

19 (*top to bottom*) © Jennifer Graylock/AP/Wide World Photos;

© Tammy Arroyo/AP/Wide World Photos

20 (*clockwise from top left*) © Neal Preston/Corbis; © Mark Seliger/

Virgin Records; © Scott McKiernan/Getty Images; © Munawar

Hosain/Getty Images; (*bottom*) © Photofest

23 © Warner Brothers Television/Getty Images

24 (*top to bottom*) © Richard Drew/AP/Wide World Photos;

© The Everett Collection

26 (*left to right*) © Donald C. Johnson/Corbis; © Alan Smith/Getty Images

27 (*top to bottom*) © Simone Huber/Getty Images; © Anthony

Edgeworth/Corbis; © Bill Aron/Photo Researchers; © Dan Bosler/

Getty Images; © Graham Harris/Getty Images

30 (*left to right*) © Bill Losh/Getty Images; © Paul Barton/Corbis

31 (*clockwise from top*) © Dave Rosenberg/Getty Images; © Jim

Cummins/Getty Images; © Alan Becker/Getty Images

33 © age Fotostock

34 (*clockwise from top left*) © Jean Francois Causse/Getty Images;

© Paul Elson/Getty Images; © Dick Dickenson/International Stock

37 © Superstock

38 (*left to right*) © Martin Riedl/Getty Images; © Getty Images

40 © Benjamin Rondel/Corbis

41 (*top to bottom*) © William E. Townsend/Photo Researchers;

© Clem Hager/Photo Researchers

55 (*clockwise from left*) © Getty Images; © Masterfile; © Corbis/Sygma

56 © Blair Seitz/Photo Researchers

57 (*clockwise from top left*) © Doug Armand/Getty Images; © Ken

Straiton/Corbis; © Ned Gillette/Corbis; © Gary Landsman/Corbis;

© Jon Riley/Getty Images; © Viviane Moos/Corbis

59 (*left to right*) © Michael Goldman/Getty Images; © Robert A.

Issacs/Photo Researchers; © Hoa-Qui/Getty Images; © Frederick

McKinney/Getty Images

60 © Alamy

61 (*top to bottom*) © Will & Deni McIntyre/Getty Images; © Zefa

London/Corbis

62 (*left to right*) © Richard Passmore/Getty Images; © EPA/David G.

McIntyre/AP/Wide World Photos; © Wonderfile

63 (*top to bottom*) © Joe Cornish/Stone/Getty Images; © Eric Sander/

Getty Images

64 (*left to right*) © Gavin Hellier/Getty Images; © Jeffrey Sylvester/

Getty Images; © Alexis Duclos/Getty Images

65 © Noboru Komine/Photo Researchers

71 © Bruce Ayers/Getty Images

74 (*top to bottom*) © Matthew Klein/Photo Researchers; © Peter

Johansky/Getty Images; © Roy Morsch/Corbis; © Karen Leeds/

Corbis; © Alan Bergman/Getty Images

76 (*top to bottom*) © Larry Gatz/Getty Images; © Wonderfile; © Brian

Leatart/Foodpix

80 © Travelpix/Getty Images

81 (*left to right*) © Guido Alberto Rossi/Getty Images; © Bob

Abraham/Pacific Stock; © A & L Sinibaldi/Getty Images

82 (*top to bottom*) © Dennis Puleston/Photo Researchers; © Robert W.

Hernandez/Photo Researchers

83 (*top to bottom*) © Ken Fisher/Getty Images; © Telegraph Colour

Library/Getty Images; © Wolfgang Kaehler/Getty Images; © Karl

Weidman/Photo Researchers; © Donovan Reese/Getty Images

93 (*left to right*) © L.D. Gordon/Getty Images; © Ariel Skelley/Corbis;

© John Henly/Corbis

94 © Superstock

96 © Getty Images

Contents

Acknowledgments	<i>vi</i>
1 Please call me Beth.	1
2 How do you spend your day?	7
3 How much is it?	13
4 Do you like rap?	19
5 Tell me about your family.	25
6 How often do you exercise?	31
7 We had a great time!	37
8 What's your neighborhood like?	43
9 What does she look like?	49
10 Have you ever ridden a camel?	55
11 It's a very exciting place!	61
12 It really works!	67
13 May I take your order?	73
14 The biggest and the best!	79
15 I'm going to a soccer match.	85
16 A change for the better!	91

1 Please call me Beth.

1 Write about yourself.

My first name is _____.

My last name is _____.

Please call me _____.

I'm from _____.



2 Put the words in order to make questions. Then answer the questions.

1. name your what's last teacher's

A: What's your teacher's last name ?

B: My teacher's last name is .

2. name your what's first teacher's

A: _____ ?

B: _____ .

3. from your teacher where is

A: _____ ?

B: _____ .

4. class your how English is

A: _____ ?

B: _____ .

5. classmates what your are like

A: _____ ?

B: _____ .

3

Choose the correct responses.

1. A: Hi, I'm Nicole.
B: Oh, hi. I'm Michael.
 ■ Oh, hi. I'm Michael.
 ■ What do people call you?
2. A: My name is Young Hoon Park.
B: _____
 ■ Nice to meet you, Young Hoon.
 ■ Let's go and say hello.
3. A: Hello. I'm a new club member.
B: _____
 ■ Thanks.
 ■ Welcome.
4. A: I'm sorry. What's your name again?
B: _____
 ■ K-I-N-G.
 ■ Joe King.
5. A: How do you spell your first name?
B: _____
 ■ I'm Antonio.
 ■ A-N-T-O-N-I-O.
6. A: What do people call you?
B: _____
 ■ It's Ken Tanaka.
 ■ Everyone calls me Ken.

4

Look at the answers. What are the questions?



1. Jim: What 's your first name?
Bob: My first name's Bob.
2. Jim: What _____
Bob: My last name's Hayes.
3. Jim: Who _____
Bob: That's my wife.
4. Jim: What _____
Bob: Her name is Rosa.
5. Jim: Where _____
Bob: She's from Mexico.
6. Jim: Who _____
Bob: They're my wife's parents.



1. They're my classmates. Their names are Noriko and Kate. (They / Their)
2. We're students. _____ classroom number is 108-C. (Our / We)
3. Excuse me. What's _____ last name again? (you / your)
4. That's Mr. Kim. _____ is in my class. (He / His)
5. _____ name is Elizabeth. Please call me Liz. (I / My)
6. This is Paul's wife. _____ name is Jennifer. (His / Her)
7. My parents are on vacation. _____ are in South Korea. (We / They)
8. I'm from Venice, Italy. _____ is a beautiful city. (It / It's)

Complete this conversation with *am*, *are*, or *is*.

Lisa: Who are the men over there, Amy?

Amy: Oh, they _____ on the volleyball team. Let me introduce you.

Hi, Surachai, this _____ Lisa Neil.

Surachai: Pleased to meet you, Lisa.

Lisa: Nice to meet you, too. Where _____ you from?

Surachai: I _____ from Thailand.

Amy: And this _____ Mario. He _____ from Brazil.

Lisa: Hi, Mario.

A Read these four student biographies. Then complete the chart below.

INTERNATIONAL LANGUAGE SCHOOL

Every month, we introduce new students to the school. This month, we want to introduce four new students to you. Please say "hello" when you see them in school.



Mario is in English 101. He is from Cali, Colombia. His first language is Spanish, and he also speaks a little French. He wants to be on the school volleyball team. He says he doesn't play very well, but he wants to learn!



Su Yin is in English 102. She is from China. She says she can write and read English pretty well, but she needs a lot of practice speaking English. Her first language is Chinese. In her free time, she wants to play volleyball on the school team.

Eileen is in Mario's class. She is from Mozambique, in southern Africa. She speaks Swahili and Portuguese. She is studying English and engineering. She wants to be an engineer. She says she does not play any sports, but she wants to make a lot of new friends in her class.



Finally, meet Ahmed. He is in English 103. He says he can speak a lot of English, but his writing is very bad! Ahmed is from Luxor in Egypt, and his first language is Arabic. He is a baseball player, and he wants to be on the school baseball team.



Name	Where from?	Languages	Sports?
1. <u>Mario</u>			
2. _____	<u>Mozambique,</u> <u>Africa</u>		
3. _____		<u>Chinese and</u> <u>English</u>	
4. _____			<u>baseball</u>

B Write a short biography of a classmate.

8

Choose the correct sentences to complete this conversation.

- ☐ And what are you studying?
- ☐ No, she's not. She's my sister!
- ☒ Hi, Sarah. I'm Rich. How are you?
- ☐ Oh, really? Is Susan Miller in your class?
- ☐ No, I'm not. I'm on vacation. Are you a student?

Sarah: Hello, I'm Sarah.

Rich: *Hi, Sarah. I'm Rich. How are you?*

Sarah: Pretty good, thanks. Are you a student here?

Rich: _____

Sarah: Yes, I am.

Rich: _____

Sarah: I'm studying Spanish.

Rich: _____

Sarah: Yes, she is. Is she your friend?

Rich: _____

9

Complete this conversation. Use contractions where possible.

Grammar note: Contractions

Do not use contractions for short answers with Yes.

Are you from Argentina? Is he from Greece?

Yes, I am. (*not* Yes, I'm.) Yes, he is. (*not* Yes, he's.)

Alex: Hello. *I'm* Alex Lam.

And this is my sister Amy.

Tina: Hi. _____ Tina Fernandez.

Amy: Are you from South America, Tina?

Tina: Yes, _____ from Argentina.

Where are you and your sister from, Alex?


Alex: _____ from China.

Tina: Are you from Beijing?

Alex: No, _____ from Shanghai.

Say, are you in English 101?

Tina: No, _____ I'm in English 102.



10**Look at the answers. What are the questions?**

1. A: Are you on vacation here?
B: No, I'm not on vacation. I'm a student here.
2. A: _____
B: No, I'm not. I'm very busy.
3. A: _____
B: No, we're not from Spain. We're from Mexico.
4. A: _____
B: No, my teacher isn't Mr. Brown. I'm in Ms. West's class.
5. A: _____
B: Yes, Kim and Mika are in my class.
6. A: _____
B: Yes, it's an interesting class.
7. A: _____
B: No, they're not on the same baseball team. They're on the same volleyball team.

11**Look at the expressions. Which ones say "hello" and which ones say "good-bye"?**

	Hello	Good-bye
1. How are you doing?	<input checked="" type="checkbox"/>	<input type="checkbox"/>
2. See you around.	<input type="checkbox"/>	<input type="checkbox"/>
3. So long.	<input type="checkbox"/>	<input type="checkbox"/>
4. How's everything?	<input type="checkbox"/>	<input type="checkbox"/>
5. Long time, no see.	<input type="checkbox"/>	<input type="checkbox"/>
6. See you Monday.	<input type="checkbox"/>	<input type="checkbox"/>
7. Have a good weekend.	<input type="checkbox"/>	<input type="checkbox"/>
8. Hi there!	<input type="checkbox"/>	<input type="checkbox"/>

**12****Answer these questions about yourself. Use contractions where possible.**

1. Are you from South America? _____
2. Are you on vacation? _____
3. Are you a student at a university? _____
4. Is your English class in the morning? _____
5. Is your teacher from England? _____
6. Is your first name "popular"? _____

2 How do you spend your day?

1 Match the words in columns A and B. Write the names of the jobs.

A	B	
<input checked="" type="checkbox"/> company	<input type="checkbox"/> designer	1. <u>company director</u>
<input type="checkbox"/> computer	<input checked="" type="checkbox"/> director	2. _____
<input type="checkbox"/> disc	<input type="checkbox"/> guard	3. _____
<input type="checkbox"/> fashion	<input type="checkbox"/> guide	4. _____
<input type="checkbox"/> security	<input type="checkbox"/> jockey	5. _____
<input type="checkbox"/> tour	<input type="checkbox"/> programmer	6. _____

2 Write sentences using He or She.



1. I'm a computer programmer. I work in an office. I like computers a lot.

He



2. I work in a nightclub. I'm a disc jockey. I play music.

She



3. I'm a security guard. I work in a department store. I guard the store at night.

He



4. I work in a design studio. I create beautiful fashions. I'm a fashion designer.

She

Grammar note: Articles a and an

Use a + singular noun before a consonant sound.


Use an + singular noun before a vowel sound.

He is **a** carpenter.He is **an** architect.He is **a** good carpenter.He is **an** excellent architect.

Do not use a or an + plural nouns.

They are good carpenters.

They are excellent architects.



1. He's ^a carpenter. He works for ^a construction company. He builds schools and hospitals.

2. She works for travel company and arranges tours. She's travel agent.

3. He has difficult job. He's cashier.
He works in supermarket.

4. She's architect. She works for large company.
She builds houses. It's interesting job.

5. She works with computers in office.
She's Web-site designer. She's also part-time student. She takes English class in the evening.

Choose someone in your family. Write about his or her job.
