

Teacher's Edition

INTRO

# World Link

Developing  
English  
Fluency

环球英语教程 入门级

教师用书



Susan Stempleski  
Andy Curtis  
Nancy Douglas • James R. Morgan



上海外语教育出版社



SHANGHAI FOREIGN LANGUAGE EDUCATION PRESS



Teacher's Edition

INTRO

# World Link

Developing  
English  
Fluency

环球英语教程 入门级

教师用书

Susan Stempleski

Andy Curtis

Nancy Douglas • James R. Morgan

Kristin Johannsen

江苏工业学院图书馆  
藏书章



上海外语教育出版社

SHANGHAI FOREIGN LANGUAGE EDUCATION PRESS

## 图书在版编目 (CIP) 数据

环球英语教程 (入门级) 教师用书 / (美) 斯特姆斯基 (Stempleski, S.) 等编.

—上海: 上海外语教育出版社, 2006

ISBN 7-5446-0039-4

I. 环… II. 斯… III. 英语—教学参考资料

IV. H31

中国版本图书馆CIP数据核字 (2006) 第021731号

图字: 01-2005-390号

**出版发行: 上海外语教育出版社**

(上海外国语大学内) 邮编: 200083

电 话: 021-65425300 (总机)

电子邮箱: bookinfo@sflep.com.cn

网 址: <http://www.sflep.com.cn> <http://www.sflep.com>

责任编辑: 董 新

---

印 刷: 上海市崇明县裕安印刷厂  
经 销: 新华书店上海发行所  
开 本: 850×1168 1/16 印张 18.75 字数 614千字  
版 次: 2006年6月第1版 2006年6月第1次印刷  
印 数: 3100册

---

书 号: ISBN 7-5446-0039-4 / G · 0026  
定 价: 75.00 元 (附CD-ROM)

本版图书如有印装质量问题, 可向本社调换

THOMSON

HEINLE

## World Link Intro, Student Book

Susan Stempleski

Nancy Douglas • James R. Morgan

**Publisher:** Christopher Wenger

**Director of Marketing:** Amy Mabley

**Director of Product Development:** Anita Raducanu

**Acquisitions Editor:** Mary Sutton-Paul

**Sr. Marketing Manager:** Eric Bredenberg

**Developmental Editor:** Paul MacIntyre

**Production Manager:** Sally Coglianò

**Sr. Print Buyer:** Mary Beth Hennebury

**Compositor:** Christopher Hanzie, Ronn Lee, TYA Inc.

**Project Manager:** Christopher Hanzie

**Photography Manager:** Sheri Blaney

**Photo Researcher:** Christopher Hanzie, Ronn Lee

**Illustrator:** Raketshop Design Studio (Philippines),  
Melvin Chong (Singapore), Meredith Morgan (U.S.A.)

**Cover/Text Designer:** Christopher Hanzie, TYA Inc.

**Cover Image:** TYA Inc. PhotoDisc, Inc.

**ISBN:** 0-8384-0661-0

Copyright © 2005 by Thomson ELT, a division of  
Thomson Learning.

Original edition published by Thomson Learning.

All rights reserved.

本书原版由汤姆森学习出版集团出版。

版权所有，盗印必究。

For more information contact Thomson Heinle  
25 Thomson Place, Boston, MA 02210 USA, or you  
can visit our Internet site at <http://www.thomson.com>

All rights reserved. No part of this work covered by the  
copyright hereon may be reproduced or used in any form or  
by any means—graphic, electronic, or mechanical, including  
photocopying, recording, taping, Web distribution or  
information storage and retrieval systems—without the written  
permission of the publisher.

For permission to use material from this text or product,  
submit a request online at <http://www.thomsonrights.com>  
Any additional questions about permissions can be submitted  
by email to [thomsonrights@thomson.com](mailto:thomsonrights@thomson.com)

Thomson Learning (A division of Thomson Asia Pte Ltd)  
5 Shenton Way, # 01-01 UIC Building Singapore 068808

### Photo Credits

Unless otherwise stated, all photos are from PhotoDisc, Inc. Digital Imagery © copyright 2005 PhotoDisc, Inc. and TYA Inc. Photos from other sources:  
page 3: (top) Royalty-Free/CORBIS, (middle) Heinle, (bottom) Patricia Barry Levy / Index Stock Imagery; page 6: Alan Schein Photography/CORBIS;  
page 7: (C. Aguilera) MIKE BLAKE/Reuters/Landov, (K. Reeves) MIKE BLAKE/Reuters/Landov, (A. Agassi) DAVID GRAY/Reuters/Landov, (M. Yeoh)  
CLARO CORTES IV/Reuters/Landov; page 8: (J. Lopez) PETER FOLEY/Landov, (Eminem) GARY HERSHORN/Reuters /Landov, (J. Li) KIN CHEUNG/Reuters  
/Landov, (J. Aniston) MICHAEL GERMANA/UPI /Landov, (T. Woods) TOBY MELVILLE/Reuters /Landov, (Ronaldo) BRUNO DOMINGOS/Reuters /Landov;  
page 8: (Marilyn Monroe) DPA /Landov; page 9: (J. Lopez) HUBERT BOESL/dpa /Landov, (J. Li) ADREES LATIF/Reuters /Landov, (Ronaldo) SERGIO PEREZ/  
Reuters /Landov, (J. Aniston) SÖREN STACHE/dpa /Landov; page 10: (Ahn Jung Hwan) Kyodo /Landov, YURIKO NAKAO/Reuters /Landov; page 11:  
(Norah Jones) SHAUN BEST/Reuters /Landov, (Tom Cruise) JOHN SCHULTS/Reuters /Landov; page 15: Vatican City; page 16: Heinle; page 17: Charles &  
Josette Lenars/CORBIS; page 24: Hemera Photo Objects; page 28: William Whitehurst/CORBIS, Comstock Images/Alamy, Hemera Photo Objects; page  
35: (J. Timberlake) STEPHEN HIRD/Reuters /Landov, (J. Lopez) WOLFGANG LANGENSTRASSEN/dpa /Landov, (A. Jolie) MICHAEL GERMANA/UPI /Landov;  
page 39: AMET JEAN PIERRE/CORBIS SYGMA; page 51: Lou Jones / Index Stock Imagery Washington, Catherine Karnow/CORBIS; page 53: Hanan  
Isachar/CORBIS Gilroy, Robert Holmes/CORBIS; page 63: Jacques Langevin/CORBIS SYGMA; page 65: (Bono) TAMI CHAPPELL/Reuters /Landov, (Prince  
William) TOBY MELVILLE/Reuters /Landov, (Madonna) FRED PROUSER/Reuters /Landov, (Jackie Chan) KIN CHEUNG/Reuters /Landov, (Sean Connery)  
SOEREN STACHE/dpa /Landov, (Enrique Iglesias) ANDREA COMAS/Reuters /Landov; page 72: Jeremy Horner/CORBIS; page 74: RUSSELL BOYCE/  
Reuters/Landov, Twentieth Century FOX/The Everett Collection, Twentieth Century FOX, NBC/The Everett Collection; page 75: Image State/Alamy;  
page 76: Ed Kashi/CORBIS; page 81: (top) Alyx Kellington / Index Stock Imagery, (bottom) James Lemass / Index Stock Imagery; page 82: (C.Y. Fat)  
BOBBY YIP/REUTERS /Landov, (C. Diaz) FRED PROUSER/REUTERS /Landov, (J. Carrey) MICHAEL GERMANA/UPI /Landov, (Y. Ono) JEFF CHRISTENSEN/  
Reuters /Landov; page 87: Henryk T. Kaiser / Index Stock Imagery, Charles & Josette Lenars/CORBIS; page 88: Paul Almasy/CORBIS; page 95: Peter  
Turnley/CORBIS; page 114: Fabrizio Cacciatore/Index Stock Imagery, John Henley/CORBIS; page 120: (Elizabeth of Russia) Bettmann/CORBIS; page  
124: (J.K. Rowling) IAN WEST/EPA /Landov, (Alexander Graham Bell) (Ayrton Senna) Mike King/CORBIS, (Michael Flatley) Reuters /Landov, (Shakira)  
Reuters /Landov, (Frida Kahlo) Bettmann/CORBIS, (Will Smith) FRANCIS SPECKER/Landov, (Jean Paul Gaultier) Justin Lane/EPA /Landov; page 137:  
Bettmann/CORBIS

Shanghai Foreign Language Education Press is authorized by Thomson Learning to publish and distribute exclusively this English  
language reprint edition. This edition is authorized for sale in the People's Republic of China only (excluding Hong Kong, Macao  
SAR and Taiwan). Unauthorized export of this edition is a violation of the Copyright Act. No part of this publication may be  
reproduced or distributed by any means, or stored in a database or retrieval system, without the prior written permission of the  
publisher.

本书英文影印版由汤姆森学习出版集团授权上海外语教育出版社独家出版发行。

此版本仅限在中华人民共和国境内（不包括中国香港、澳门特别行政区及中国台湾）销售。

未经授权的本书出口将被视为违反版权法的行为。未经出版者预先书面许可，不得以任何方式复制或发行本书的任何部分。

## 前言

我国大学英语教学,从20世纪80年代初开始教学改革以来已经取得了举世瞩目的长足进步,与改革初期相比,我国大学生的英语能力有了显著提高,这一点已经成为人们的共识。自1984年教育部颁布第一部《大学英语教学大纲》,我国已经编写出版了多套适用于不同层次的大学英语教材,在教材编写方面也取得了丰富的经验。在这样的背景下,上海外语教育出版社决定引进Thomson/Heinle的World Link和World Pass系列教材,整合成《环球英语教程》出版,我想一定有引“他山之玉”的意思,这不但因为我国的英语学习者人数众多,层次不同、要求不同,多一种教材就多一种选择,而且这样做有利于借鉴和吸收国外的教学理论和方法,为我所用,有利于我国英语教学界博采众长,编写出更能适合我国国情、更有利于培养学生实际运用英语能力的教材。

英语教学的任务是培养学生实际运用语言的能力,这关键在于搞好课堂教学,而课堂教学是围绕着教材进行的,因此一套好的教材又是提高教学质量的关键。

我认为一套好的教材既要便于组织课堂教学,又要有利于学生进行课堂外的自主学习。这样的教材至少应具备以下特点:

- 1.教材要为学生提供具有丰富内涵和现实意义的语言文本和语言环境,激发他们的学习动力和潜力,强化英语运用能力。因此教材最好围绕一定的题材来编写、来组织教学。题材的选择要注意知识性、新颖性、趣味性、信息性和真实性,使学生感到所学的语言贴近自己的学习和生活,有现实感和现代感,能满足当前的和未来的交际需要。题材和体裁要多样化,使学生有机会接触不同样式的规范英语,甚至录音材料最好也能包括不同的口音。

- 2.大学生有强烈的交际愿望,他们的思维已经高度发展,天文地理、人文历史,具体的、抽象的,什么都想谈,但是缺乏必要的语言手段。英语课程的任务就是围绕某一题材组织语言教学,让学生掌握相关的表达手段。语言的使用受题材的制约,编写教材时要围绕题材精心选择语言材料,不但要注意词语的常用性,还要注意词语的搭配,注意预构成语块的用法,以便帮助学生在语境中学习词语,学到地道的英语。

- 3.正确处理“输入”和“输出”的关系。英语教学不但要培养领会能力,使学生能够以英语为工具获取专业所需的信息,还要培养综合的英语表达能力,使学生能够适应日益频繁的国际交往的需要,这已成为当前和今后一个时期英语教学的重点和发展方向,教材应能体现这一方向。

- 4.培养语言产出能力要由浅入深、循序渐进。可以先学习样本对话和范文,

然后进行仿说、仿写，再逐步过渡到运用已经掌握的语言表达手段作个性化的表达，所谓个性化是指能够举一反三，运用学到的语言手段表达自己的看法和感情，谈论自己周围的生活环境及与自己有关的事情等，在运用语言的过程中使所掌握的语言内化。

5. 语言的本质特征之一是交互性，要达到有效交际的目的，教材不但要帮助学生掌握词语的意义和用法，还要教学生会话策略，让学生掌握语言的交际功能，学会得体地使用英语；此外，教材应设计多种形式的、生动的练习方式，通过两人对话、小组讨论、角色扮演等在学生之间进行交流，将学与用结合起来。

6. 英语是可以学好的，英语又不是轻易可以学好的，因此教材要注意语言现象的复现率，使学生能在多次循环的过程中学习语言、发展语言能力。

7. 注意课内与课外的结合。语言学习重点是培养技能，包括听说读写各个方面的技能，这就需要操练、需要反复练习。在课堂教学中要充分体现“教师指导”的作用，但是课堂里的时间有限，何况目前一般班级都比较大，学生很难得到全面操练的机会，因此教材还要做到有利于学生课外的“自主学习”，为此，教材应配有现代化的多媒体材料，为学生提供包括磁带、录像、网络等丰富的学习资源，提供真实的语言环境，让学生在课外也有机会接触和使用英语；当然，最好还能配备自测手段，为学生提供诊断性的反馈信息，帮助学生了解自己学习中的长处和短处，改进学习方法。

8. 教材是课堂教学的核心，课堂教学是通过教师来组织的，一套好的教材应当配有好的教师用书。教师用书除了讨论教材的编写原则、教学法指导思想外，最好能起到“教案”的作用，让教师不但知道“教什么”，而且知道“怎么教”，以便教师能根据班级的具体情况用好教材，帮助学生学到地道的英语。

总之，一套好的教材要便于教师组织教学，还要能激发学生学习的积极性，逐步建立起学好英语的信心并掌握正确的学习英语的方法。

《环球英语教程》跨度比较大，从初学者到中、高级英语学习者，使用者应当根据学生的具体情况选择使用，这一点应当注意。

从初步分析来看，《环球英语教程》在以上几个方面做得是比较好的，但是是否真正适合我国国情、适合我国大学生学习英语的特点，还需要经过我国外语教学实践的检验。

杨惠中  
2006年3月

## 前言

我在大学教英语至今已有二十几个年头了。先是在国内教了十几年，之后去国外深造又在美国大学教了八年，最近又回国从事英语教学改革。反反复复，接触并使用了許多英语教材，但总感到每一套教材都有遗憾之处。就引进教材而言，由于编者针对的对象并非中国学生，因此不论是从题材的选择、文化的比较，还是从课堂活动的种类及合理性上，都或多或少地带有不足。

最近，将由上海外语教育出版社从 Thomson/Heinle 引进出版的《环球英语教程》系列教材（该系列教材整合 World Link 与 World Pass 两套教材而成）引起了我的兴趣。尽管从编写的体系、内容的选择、配套练习还有版面的设计上，该系列教材与国内流行的其它教材有相似之处，但这套教材的四大特色使之与众不同。

首先，这套教材不仅在强调英语综合能力训练的基础上将学习英语的四会能力（听、说、读、写）很好结合起来，更重要的是它还同时将语法与词汇的学习贯穿始终，并不失时机地配以有声发音训练。像这种在掌握知识中培养能力，在提高能力中巩固知识的特点正是目前市面上大多数英语教材想做却没有做到家的。

其次，《环球英语教程》系列教材的篇章结构新颖合理。本套书的每个单元都由 A、B 两课组成。其中 A 课主要是介绍每一单元的主题和所涉及到的基本语言点；而 B 课则是对 A 课的加深。两相对比，A 课主要针对听、说技能进行训练；B 课则更多针对读、写技能。这种布局不仅脉络清晰，使每次课的教学重点更突出，而且将学习英语的四会技能融会贯通，面面俱到，从而使学习者在单项和综合能力上面都得到提高，将英语的学与用真正地结合起来，达到最佳的学习效果。

第三，衡量一套教材的好坏，从很大程度上取决于该教材是否给教师带来方便并留有空间和余地。《环球英语教程》系列教材的一个很显而易见的特点就是采用了测评题库 Exam View Pro® 的设计软件。该软件可以帮助教师更快捷地选择合理的试题，并由软件迅速完成批改任务，同时提供即时评估。这种方式极大地方便了教师，而且增加了测试的信度和效度。不仅如此，为了使教师们可以更深入地理解各单元的教学内容，《环球英语教程》还增加了“教学辅导”视频，其中的教学示范为教师们提供了可供参考和仿效的模拟课堂教学。

第四，《环球英语教程》的前四册 World Link 系列的主要服务对象是从初级到中高级的成人英语学习者，因此比较适用于各类专科学校，如：高职高专、二类院校专外、成人教育、语言学校和各种外国语学校等。本套教材除了为英语

学习者创造了深入理解本国文化的机会以外，更为英语学习者们提供了许多了解世界各地文化风情的机会。尽管本套教材的课程设计是建立在以美国文化为背景的基础之上，但通过课本和录像，学员们同样可以和世界各个角落的人用英语交流、沟通。这一出发点体现了英语是全球性语言的特色。作为 World Link 的延伸教材，两册的 World Pass 适合于重点大学使用，它在保留了 World Link 的几大特色的基础上更着重强调对学生在实际生活中的语言应用能力的培养。为了提高学习者的英语流利程度，World Pass 精心打造了动态的词汇学习方法及练习，实用的语法训练，生动有趣的听、说题目，以及写作活动。在完成本套教程的学习后，相信学习者在英语基本功和运用能力上都会得到很大的提高。

总而言之，《环球英语教程》是一套生动、有效的英语系列教材，它提供了真实的语言环境、丰富的学习资源（包括磁带、录像和网络）、生动的词汇、精炼的语法、全球化的观点和人性化的练习，因而它无疑是教师及英语学习者们的又一选择。当然，学好英语绝非一日之功，要真正地使一套教材发挥其作用，先进的教学设备、优良的师资条件、合理的课程设置、浓厚的英语学习氛围以及学生本身对英语的热忱等，都是确保学好英语的关键因素。在此，我祝愿所有的英语学习者都能学有所成！

刘 骏

二零零五年冬于汕头



# World Link

## Introduction to the Series

### Objectives and Approach

*World Link* is a core series for young adult/adult learners of English in beginning through intermediate levels. Combined with *World Pass*, *World Link* provides a complete, comprehensive, and integrated six-level course for students from beginning through advanced levels. The course is based on an integrated syllabus that includes work in all four major skill areas: listening, speaking, reading and writing, together with a strong grammar syllabus, systematic vocabulary development, and pronunciation work.

*World Link* also provides EFL learners with a unique opportunity to interact with information about other cultures around the globe, and relate the information to their awareness of their own culture. The course is based on models of American English, though learners have ample opportunities to interact with the language of other types of English speakers from all corners of the globe, both in the textbook and in the *World Link Video*.

The series approach is based on the key *Links to Fluency*, which are woven into every unit.

**Dynamic Vocabulary:** students acquire and expand lexis through word families and useful expressions.

**Essential Grammar:** students learn grammar through either inductive or deductive techniques, depending on which are more effective and practical for that grammar item.

**Universal Topics:** students relate to world themes that provide the necessary context for learning about the English language and global cultures.

**Confident Communication:** frequent and fun exercises motivate students to produce language on their own.

Through a number of individual, pair, and group work activities, along with abundant resources for additional work in key areas of language development, *World Link* provides both students and teachers with all the materials needed for both flexibility and focus in a variety of teaching situations.

### Course Length

The *World Link* series has been designed to cater to a number of teaching situations for courses ranging from 60 to 120 hours of instruction per level. The *Lesson Planning Guides* in each unit of the teacher's editions (described below) and *Pacing Guides* (available on request) allow teachers and program coordinators to easily tailor the course for their own number of classroom hours and teaching objectives.

### Resources for Students

The *World Link* series approaches the issue of English language instruction by catering to the needs of both students and teachers. For students, *World Link* provides the following materials.

**Student Book:** The student book contains twelve core units, each of which is divided into *Lesson A* and *Lesson B*. Lesson A introduces the general language for the universal topic covered in the unit. Lesson B builds upon the general language introduced in Lesson A, and provides the reading and writing practice for the unit. Review Units appear after every third unit, and actively engage students in utilizing the language learned.

**Workbook:** The workbook provides additional practice through a variety of activity types, consolidating language work in several skill areas.

**Audio Program:** The audio program contains all of the listening, speaking and pronunciation activities from each unit.

**Video on DVD:** The *World Link* video is divided into two parts. The first part, *City Living*, features a short, sitcom-style episode with a cast of international characters. The clip expands on the structural and functional

language practiced in the lesson, providing an opportunity to see the language used in varied settings and situations. The second part of each video, *Global Viewpoints*, features interviews with a range of students and professional people from around the world, discussing issues related to the topic of each unit.

**Video Workbook:** The *World Link* video workbook includes eight pages of activities per unit that enhance the video viewing experience and allow for as much language practice as possible. The video workbook can also be used for self-study.

**Student Web Site:** The *World Link* web site offers vocabulary, grammar and reading practice to students, in addition to internet-based content that links students' learning to the outside world.

### **Resources for Teachers**

The *World Link* series also offers unprecedented support to teachers for lesson planning, implementation, and assessment.

**Teacher's Edition:** In addition to page-by-page teacher's notes, answer keys, and audio scripts, the teacher's editions provide the following additional features:

- photocopiable *Lesson Planning Guides*, which allow teachers to easily plan, implement and monitor the materials they use for each unit
- *Professional Development Pages* by Dr. Andy Curtis, a world-renowned leader in the field of professional development in ELT, which provide exercises for teachers to reflect on and expand their own teaching abilities
- *Key Points* language summaries
- *Watch Out* sections highlighting common errors
- Supplemental vocabulary *Word Banks*
- *Extra!* directions for optional activities for additional fluency practice
- *Culture Links* provide EFL teachers with support in explaining various aspects of topics presented in the student books
- *Teacher Tips* contain a brief description of new teaching ideas
- additional follow-up activities for the *Ask & Answer*, *Reading* and *Communication* sections
- photocopiable *Video Worksheets* and *Video Scripts*
- Each teacher's edition includes a *Presentation Tool CD-ROM* with art work from key sections of each student book unit and review unit, in Microsoft PowerPoint® format, for teachers to use in classroom presentation and practice

**Teacher's Resource Book:** The photocopiable activities in the Teacher's Resource Books expand and exploit the language learned in the student book, and include information gap activities, group activities, games, puzzles, interview worksheets, and so on.

**Video Teacher's Guide:** This valuable teacher resource includes step-by-step teaching notes, video scripts, pacing suggestions, answer keys, quizzes, and an introduction to teaching with video.

**ExamView Pro® Assessment Program:** Create five tests in five minutes with this powerful software. The *World Link* assessment program allows teachers to create, customize, and correct quizzes quickly and easily. Teachers can easily create online or intranet-based tests which allow teachers to view students' results at a glance. A paper-based *Placement Test* allows teachers to easily place students in the appropriate level of *World Link*.

**Teacher Web Site:** The *World Link* web site provides additional resources for the teachers which help them link their students' learning to the outside world. User ID and password are available on request.

### **Unit Format**

Each unit consists of two lessons: Lesson A introduces the topic and contains the most essential language for each unit; Lesson B expands on the language introduced in Lesson A. Though both lessons contain practice in some

of the same skills, Lesson A has a greater focus on listening and speaking; reading and writing appears only in Lesson B. Review units appear after every third unit of the book.

### *Lesson A*

The **Vocabulary Link** section dynamically introduces the vocabulary through the use of word families and useful expressions. Vocabulary introduced in *World Link* is frequently recycled throughout the lesson and in the accompanying components.

**Listening** sections teach strategies for use in real-life situations. Every situation is contextualized, and students are set a specific task before they listen. Students work at least twice with every passage, the first time to find general information, the second time for more specific details. Listening tasks are accompanied by open-ended **Ask & Answer** discussion and critical thinking opportunities.

A **Pronunciation** section focuses on language that features within the context of the topic and the language of the unit. The goal of pronunciation activities is not to make students sound like native speakers, but to make their pronunciation sound natural and comprehensible to a wide international audience. Pronunciation exercises give students item-specific practice with reduction, stress, rhythm, intonation, and troublesome minimal pairs.

**Speaking** sections give students guided support while leading them to produce the language fluently. A model conversation incorporates vocabulary and structures from the unit in a natural dialog about the unit theme. Students learn the language they need to carry out functions in social interaction, and have opportunities to practice it in pair work, group work, and role plays. The **Useful Expressions** that appear within the Speaking section expands students' fluency with frequently used phrases and sentences. An additional **Speaking Strategy** is included in levels 2 and 3 to encourage intermediate students to expand their fluency.

**Language Link** introduces the essential grammar either inductively or deductively, with the purpose of assuring accuracy and appropriateness of language. Some language points are presented through guided-discovery methods that challenge students to employ critical thinking at the presentation stage of the exercise. For other language points, the traditional approach of presenting a rule and then practicing it is more appropriate.

A **Communication** section, at the end of Lesson A, pulls together the essential vocabulary, grammar and speaking skills in a communicative activity. This provides a natural review of the material covered, while challenging students to extend its use in new situations.

### *Lesson B*

Lesson B largely expands on the more core language students have already learned in Lesson A. An additional **Vocabulary Link** section starts the lesson by expanding the language related to the unit topic. Also included in Lesson B are an additional **Listening** activity and a second **Language Link** section that expands on the grammatical point presented in Lesson A. A second **Communication** section ends each unit with a motivational fluency-based task that consolidates all of the language in the unit.

The sections that are specific to Lesson B are:

The **Reading** section, which takes the form of high interest topics in a variety of genres, and includes pre-, during, and post-reading activities. Readings are set in a real-world context, and have a variety of formats such as articles and web pages. They build in length over the course and reach approximately 350 words in length by the end of Level 3. Through a variety of activities, the Reading strand develops various reading skills, including skimming, scanning, predicting, summarizing, and critical thinking.

The **Writing** section, which reinforces the structures, vocabulary, and expressions students have practiced and is based on a number of easy-to-follow writing models. A variety of writing genres are included. Students write a group of sentences about a topic that personalizes the theme of the unit, relating it to their own life and experiences.

## *Review Unit*

**Review Units** appear after every third unit of the book. These have different formats throughout the book, to add variety and consolidate material from the preceding units. They contain the following sections:

**Storyboard** sections feature illustrated conversations which review language from previous units in new contexts.

**See it and say it** sections provide additional opportunities for freer fluency practice through open-ended pair work.

Other review activities of varying types that reinforce the key structures from the units. Written work is followed by communicative practice in pairs. Detailed teaching directions for these sections are given in the teacher's pages for each review unit.

## **Message from the Authors**

It has been our pleasure to create the materials for the *World Link* series. We hope that this course will provide a wealth of teaching and learning opportunities for both teachers and students of English. We wish you the best of luck in your experience using English, both inside and outside of the classroom.

Susan Stempleski  
Nancy Douglas  
James R. Morgan  
Dr. Andy Curtis






This *World Link* Teacher's Edition is designed to make your preparation as simple as possible, allowing you to maximize actual classroom teaching time. It features page-by-page suggestions on how to teach the course, answer keys to the Student Book and Workbook, culture notes, extension activities, tape scripts of listening passages not printed in the Student Book.

Additionally, the unique *World Link* Lesson Planning Guide (page seen below) makes the teacher's planning and time management much easier. As shown throughout the next few pages, the photocopiable Lesson Planning Guide helps teachers prepare and keep track of lesson plan progress with the many *World Link* components. It can also be used as the main tool for effectively customizing lesson plans to individual class needs, no matter what the class size, objective, or length.

Refer to Dr. Andy Curtis' Professional Development activities (pages T23 to T37) for theory and reflective ideas on improving your own teaching.

# Unit 11 • Lesson Planning Guide

Class \_\_\_\_\_

Topic Vocabulary Grammar Functions	<p>Clothing</p> <p>Clothing items and accessories</p> <p>Numbers 100–50,000; count and noncount nouns</p> <p>Asking for and giving prices</p>																					
<p><b>Student Book</b></p> <p>pages 114–123</p>  <p><b>Lesson A</b></p> <p>Time: _____</p> <p><b>Lesson B</b></p> <p>Time: _____</p>	<table border="1"> <thead> <tr> <th>Class</th> <th>HW</th> <th>Done</th> </tr> </thead> <tbody> <tr><td><input type="checkbox"/></td><td><input type="checkbox"/></td><td><input type="checkbox"/></td></tr> <tr><td><input type="checkbox"/></td><td><input type="checkbox"/></td><td><input type="checkbox"/></td></tr> <tr><td><input type="checkbox"/></td><td><input type="checkbox"/></td><td><input type="checkbox"/></td></tr> <tr><td><input type="checkbox"/></td><td><input type="checkbox"/></td><td><input type="checkbox"/></td></tr> <tr><td><input type="checkbox"/></td><td><input type="checkbox"/></td><td><input type="checkbox"/></td></tr> <tr><td><input type="checkbox"/></td><td><input type="checkbox"/></td><td><input type="checkbox"/></td></tr> </tbody> </table> <p><b>Lesson A: Shopping for clothes</b>  Vocabulary Link: "What are you wearing?"  Listening: "Window shopping"  Pronunciation: Vowel sounds  Speaking: "How much is the red coat?"  Language Link: Numbers 100 to 50,000  Communication: "It's a bargain!"</p> <p><b>Lesson B: What do I wear?</b>  Vocabulary Link: "Spring sale"  Listening: "Store sales"  Reading: "Ask Amanda"  Language Link: Count and noncount nouns  Writing: "What are you wearing?"  Communication: "Answer and win!"</p>	Class	HW	Done	<input type="checkbox"/>	<input type="checkbox"/>	<input type="checkbox"/>	<input type="checkbox"/>	<input type="checkbox"/>	<input type="checkbox"/>	<input type="checkbox"/>	<input type="checkbox"/>	<input type="checkbox"/>	<input type="checkbox"/>	<input type="checkbox"/>	<input type="checkbox"/>	<input type="checkbox"/>	<input type="checkbox"/>	<input type="checkbox"/>	<input type="checkbox"/>	<input type="checkbox"/>	<input type="checkbox"/>
Class	HW	Done																				
<input type="checkbox"/>	<input type="checkbox"/>	<input type="checkbox"/>																				
<input type="checkbox"/>	<input type="checkbox"/>	<input type="checkbox"/>																				
<input type="checkbox"/>	<input type="checkbox"/>	<input type="checkbox"/>																				
<input type="checkbox"/>	<input type="checkbox"/>	<input type="checkbox"/>																				
<input type="checkbox"/>	<input type="checkbox"/>	<input type="checkbox"/>																				
<input type="checkbox"/>	<input type="checkbox"/>	<input type="checkbox"/>																				
<p><b>Workbook</b></p> <p>pages 62–67</p> <p><b>Lesson A</b></p> <p>Time: _____</p> <p><b>Lesson B</b></p> <p>Time: _____</p>	<table border="1"> <thead> <tr> <th>Class</th> <th>HW</th> <th>Done</th> </tr> </thead> <tbody> <tr><td><input type="checkbox"/></td><td><input type="checkbox"/></td><td><input type="checkbox"/></td></tr> <tr><td><input type="checkbox"/></td><td><input type="checkbox"/></td><td><input type="checkbox"/></td></tr> <tr><td><input type="checkbox"/></td><td><input type="checkbox"/></td><td><input type="checkbox"/></td></tr> <tr><td><input type="checkbox"/></td><td><input type="checkbox"/></td><td><input type="checkbox"/></td></tr> </tbody> </table> <p><b>Lesson A: Shopping for clothes</b>  Vocabulary Workout  Conversation Workout  Language Workout</p> <p><b>Lesson B: What do I wear?</b>  Vocabulary &amp; Language Workout  Reading &amp; Writing</p>	Class	HW	Done	<input type="checkbox"/>	<input type="checkbox"/>	<input type="checkbox"/>	<input type="checkbox"/>	<input type="checkbox"/>	<input type="checkbox"/>	<input type="checkbox"/>	<input type="checkbox"/>	<input type="checkbox"/>	<input type="checkbox"/>	<input type="checkbox"/>	<input type="checkbox"/>						
Class	HW	Done																				
<input type="checkbox"/>	<input type="checkbox"/>	<input type="checkbox"/>																				
<input type="checkbox"/>	<input type="checkbox"/>	<input type="checkbox"/>																				
<input type="checkbox"/>	<input type="checkbox"/>	<input type="checkbox"/>																				
<input type="checkbox"/>	<input type="checkbox"/>	<input type="checkbox"/>																				
<p><b>Teacher's Resource</b></p> <p>Book pages 46–49</p> <p>Time: _____</p>	<table border="1"> <thead> <tr> <th>Class</th> <th>HW</th> <th>Done</th> </tr> </thead> <tbody> <tr><td><input type="checkbox"/></td><td><input type="checkbox"/></td><td><input type="checkbox"/></td></tr> <tr><td><input type="checkbox"/></td><td><input type="checkbox"/></td><td><input type="checkbox"/></td></tr> </tbody> </table> <p>Activity A (photocopiable)  Activity B (photocopiable)</p>	Class	HW	Done	<input type="checkbox"/>	<input type="checkbox"/>	<input type="checkbox"/>	<input type="checkbox"/>	<input type="checkbox"/>	<input type="checkbox"/>												
Class	HW	Done																				
<input type="checkbox"/>	<input type="checkbox"/>	<input type="checkbox"/>																				
<input type="checkbox"/>	<input type="checkbox"/>	<input type="checkbox"/>																				
<p><b>Video</b></p>  <p>Time: _____</p>	<table border="1"> <thead> <tr> <th>Class</th> <th>HW</th> <th>Done</th> </tr> </thead> <tbody> <tr><td><input type="checkbox"/></td><td><input type="checkbox"/></td><td><input type="checkbox"/></td></tr> <tr><td><input type="checkbox"/></td><td><input type="checkbox"/></td><td><input type="checkbox"/></td></tr> <tr><td><input type="checkbox"/></td><td><input type="checkbox"/></td><td><input type="checkbox"/></td></tr> </tbody> </table> <p>City Living Vignette: "What do I wear to the party?"  Interviews: Fashion and colors; Shopping  Video worksheet: Teacher's Edition page T204 (photocopiable)</p>	Class	HW	Done	<input type="checkbox"/>	<input type="checkbox"/>	<input type="checkbox"/>	<input type="checkbox"/>	<input type="checkbox"/>	<input type="checkbox"/>	<input type="checkbox"/>	<input type="checkbox"/>	<input type="checkbox"/>									
Class	HW	Done																				
<input type="checkbox"/>	<input type="checkbox"/>	<input type="checkbox"/>																				
<input type="checkbox"/>	<input type="checkbox"/>	<input type="checkbox"/>																				
<input type="checkbox"/>	<input type="checkbox"/>	<input type="checkbox"/>																				
<p><b>Website</b></p> <p><a href="http://worldlink.heinle.com">worldlink.heinle.com</a></p> <p>Time: _____</p>	<table border="1"> <thead> <tr> <th>Class</th> <th>HW</th> <th>Done</th> </tr> </thead> <tbody> <tr><td><input type="checkbox"/></td><td><input type="checkbox"/></td><td><input type="checkbox"/></td></tr> <tr><td><input type="checkbox"/></td><td><input type="checkbox"/></td><td><input type="checkbox"/></td></tr> <tr><td><input type="checkbox"/></td><td><input type="checkbox"/></td><td><input type="checkbox"/></td></tr> </tbody> </table> <p>Interactive student quiz  Internet search activities  Vocabulary activities</p>	Class	HW	Done	<input type="checkbox"/>	<input type="checkbox"/>	<input type="checkbox"/>	<input type="checkbox"/>	<input type="checkbox"/>	<input type="checkbox"/>	<input type="checkbox"/>	<input type="checkbox"/>	<input type="checkbox"/>									
Class	HW	Done																				
<input type="checkbox"/>	<input type="checkbox"/>	<input type="checkbox"/>																				
<input type="checkbox"/>	<input type="checkbox"/>	<input type="checkbox"/>																				
<input type="checkbox"/>	<input type="checkbox"/>	<input type="checkbox"/>																				
<p><b>Assessment</b></p> <p>Time: _____</p>	<table border="1"> <thead> <tr> <th>Class</th> <th>HW</th> <th>Done</th> </tr> </thead> <tbody> <tr><td><input type="checkbox"/></td><td><input type="checkbox"/></td><td><input type="checkbox"/></td></tr> </tbody> </table> <p>ExamView® quiz  (photocopiable)</p>	Class	HW	Done	<input type="checkbox"/>	<input type="checkbox"/>	<input type="checkbox"/>															
Class	HW	Done																				
<input type="checkbox"/>	<input type="checkbox"/>	<input type="checkbox"/>																				

Copyright © Thomson Learning. Permission is granted to photocopy for classroom use.

Lesson A introduces the general language for the universal topic covered in the unit.

Vocabulary Link dynamically introduces the vocabulary through the use of word families and useful expressions.

Listening sections use listening tasks to focus students' attention, and are accompanied by open-ended Ask & Answer discussion and critical thinking opportunities.

## Unit 11 • Lesson Planning Guide

Topic	Clothing
Vocabulary	Clothing items and accessories
Grammar	Numbers 100–50,000; count and noncount nouns
Functions	Asking for and giving prices

Student Book pages 114–123	Class	HW	Done	Lesson A: Shopping for clothes Vocabulary Link: "What are you wearing?" Listening: "Window shopping" Pronunciation: Vowel sounds Speaking: "How much is the red coat?" Language Link: Numbers 100 to 50,000 Communication: "It's a bargain!"
-------------------------------	-------	----	------	--

Lesson A Time: _____	<input type="checkbox"/>	<input type="checkbox"/>	<input type="checkbox"/>	
Lesson B Time: _____	<input type="checkbox"/>	<input type="checkbox"/>	<input type="checkbox"/>	

Workbook pages 62–67	Class	HW	Done	Lesson A: Shopping for clothes Vocabulary Link: "Spring" Listening: "Store sales" Reading: "Ask Amanda" Language Link: Count and noncount nouns Writing: "What are you wearing?" Communication: "Answer"
-------------------------	-------	----	------	--

Teacher's Resource Book pages 46–49	Class	HW	Done	Activity A (photocopiable) Activity B (photocopiable)
--	-------	----	------	--

Video Time: _____	Class	HW	Done	City Living Vignette: "W" Interviews: Fashion and Video worksheet: Teach
----------------------	-------	----	------	---

Website worldlink.bceinc.com	Class	HW	Done	Interactive student quiz Internet search activities Vocabulary activities
---------------------------------	-------	----	------	---

Assessment Time: _____	Class	HW	Done	ExamView® quiz
---------------------------	-------	----	------	----------------

## UNIT 11 Clothing

### Lesson A Shopping for clothes

#### 1 Vocabulary Link

What are you wearing?

A Match each word with an item in the pictures.

- CLOTHES**
- a. dress
  - b. coat
  - c. jacket
  - d. suit
  - e. a pair of pants
  - f. a pair of jeans
  - g. a pair of shorts
  - h. skirt
  - i. blouse
  - j. T-shirt
  - k. sweater
  - l. tie
  - m. a pair of socks
- SHOES**
- n. a pair of boots
  - o. a pair of sandals
  - p. a pair of sneakers
  - q. a pair of heels

She's wearing a dress and heels.

B Pair work. Look at the photos again. What is each person wearing? Tell a partner.

1. Look at the photos. What clothes are for men / for women / for both?
2. What are you wearing now? Tell your partner.

#### 4 Speaking

How much is the red coat?

A Pair work. Listen to the conversation. Then practice with a partner. One partner plays Luke and the clerk.

Luke: Hey, Tina. Look at that coat in the window.  
Tina: Oh, it's cool. How much is it?  
Luke: I don't know. I don't see a price.  
Tina: Let's go in the store and ask.  
Clerk: Yes?  
Tina: How much is the red coat?  
Clerk: The red coat? It's a hundred dollars.

B Pair work. Use the pictures and the Useful Expressions to make new conversations. Practice with your partner.



**Useful Expressions:**  
Asking for and giving prices

How much is the red coat? (It's) \$200.  
How much is it? (Two hundred dollars)  
How much are these gray pants? They are \$25.  
How much are they? (Twenty-five dollars)

What's your favorite color?  
Think about the clothes and shoes in your closet.  
What colors are they? Where do you buy your clothes?

Colors: black, blue, brown, dark blue, green, gray, light blue, orange, pink, purple, red, white, yellow

#### 2 Listening

Window shopping

A Tina and Luke are window shopping. Listen. Write 1, 2, or 3 next to the windows. One is extra.



B Listen again. What store do Tina and Luke go in? Circle it.

C Listen again. Circle the best answer to complete each sentence.

1. Tina likes / doesn't like the sweaters.
2. She likes / doesn't like the sandals.
3. She is / isn't looking for summer clothes.
4. It is / isn't her brother's birthday soon.

Where is a good area for window shopping in your city?

#### 3 Pronunciation

Vowel sounds

A Listen and repeat each word. Circle the word with a different vowel sound.

1. jeans heels green slip
2. his he's million with
3. tie high white wish

B Pair work. Say the words below with your partner. Then put them in the correct row in A (1, 2, or 3).

- sleeve bag window sneakers fly clip light

C Listen and check your answers.

**World Link**

One of the first athletic shoes, the "plimsoul," was developed in the 1890s as a court shoe. The plimsoul rubber-soled shoes were soon used by thieves to "smash up" victims - hence their popular nickname: "smashers."

Speaking section gives students guided support while leading them to produce the language fluently.

Useful Expressions anchor students' fluency with frequently used phrases and sentences.

Pronunciation exercises give students item-specific practice with reductions, stress, rhythm, intonation, and troublesome minimal pairs.

World Link information boxes interspersed throughout the unit provide interesting global facts around which discussion can be generated.



Lesson B builds upon the general language introduced in Lesson A, and provides the reading and writing for the unit.

# Unit 11 • Lesson Planning Guide

Topic	Class	HW	Done	Class
Vocabulary				
Grammar				
Functions				
Student Book pages 114-123				
Lesson A Time: _____				
Lesson B Time: _____				
Workbook pages 62-67				
Lesson A Time: _____				
Lesson B Time: _____				
Teacher's Resource Book pages 46-49				
Video				
Website worldlink.hcinc.com				
Assessment Time: _____				

Lesson A: Shopping for clothes  
Vocabulary Link: "What are you wearing?"  
Listening: "Window shopping"  
Pronunciation: Vowel sounds  
Speaking: "How much is the red coat?"  
Language Link: Numbers 100 to 50,000  
Communication: "It's a b..."

Lesson B: What do I wear?  
Vocabulary Link: "Spring"  
Listening: "Store sales"  
Reading: "Ask Amanda"  
Language Link: Count and noncount nouns  
Communication: "Answer"

Activity A (photocopiable)  
Activity B (photocopiable)

City Living Vignette: "Wh..."  
Interviews: Fashion and Video worksheet: Teach

Interactive student quiz  
Internet search activities  
Vocabulary activities

ExamView® quiz

## 2 Listening

Listen to the radio advertisements.  
Write the name of the company in the correct box.  
• The Far Company • Byron's Department Store



Prices: Start at \$ \_\_\_\_\_  
Sale: Buy \_\_\_\_\_ items and you get \_\_\_\_\_ for free.

Listen again. Write the prices at each store.

Listen again. The stores are having a sale. Complete the sentences about each sale.

What stores often have sales?  
When do stores usually have sales?  
Some people like to shop at sales. Do you?

## 3 Reading

Ask Amanda

Imagine this: An American friend invites you to a dinner party at her house. What clothes will you wear? Complete this sentence: I will wear \_\_\_\_\_.

Pair work. Read the letter to Amanda on page 121. Don't read Amanda's reply! Choose the answer you think is correct. Explain your answer to a partner.

1. Wear formal clothes to the party. Bring an expensive gift.
2. Wear casual clothes to the party. Bring a small gift.

Jeans are casual.  
A suit is formal.

120 Unit 11 • Clothing

Now read Amanda's answer.  
Was your answer in A correct? Tell your partner.

## Ask Amanda

Do you have a question about travel or living in another country? Write to Amanda. She can help you!

Dear Amanda,

I'm from Thailand, and I'm a graduate student in Dallas, Texas. I have a night class on Thursday. The professor (an American) invited the class to visit his home this Saturday for a dinner party. It's his birthday. I'm hearing a lot about American customs, but I'm not sure about two things. What do I wear to the party? Also, do I give my professor a gift?

Thanks for your help.  
Susan-Jade

Dear Susan,

A birthday party is usually an informal event. For your professor's birthday dinner, wear something casual, but nice. Don't wear a formal dress or suit. Americans of all ages often wear casual clothes—especially outside the workplace.

About the gift—yes, it's common to give a birthday present. Give your professor something small—for example, a book or a box of candy. Don't give personal gifts like clothing or jewelry.

Enjoy the party!  
Amanda

Read the sentences. Circle the correct answer.

1. Susan is from the U.S. / Thailand.
2. Susan's teacher / friend asked her to a party at his house / the university.
3. Amanda tells Susan to wear / not to wear a formal dress to the party.
4. In the U.S. people usually / hardly ever wear casual clothes outside the workplace.
5. A watch / nice box of candy is a good gift for Susan's professor.

ANSWER

Do you go to parties often? What do you usually wear?

Describe a really fun party.

Lesson B • What do I wear? 121

## 4 Language Link

Count and noncount nouns

In English, there are count nouns and noncount nouns.

Count nouns		Noncount nouns
singular	plural	
an earring	two earrings	jewelry
a ring	three rings	money
a/an _____	four _____	
a/an _____	two _____	
a/an _____	three _____	
a/an _____	four _____	
a/an _____	two _____	
a/an _____	three _____	

Write the nouns below in the chart above. Write both the singular and the plural forms of the count nouns.

money shirt soup math page chair  
dollar clothing banana homework book furniture

Complete the sentences with is or are.

1. There \_\_\_\_\_ furniture in this room.
2. History \_\_\_\_\_ my favorite subject.
3. \_\_\_\_\_ clothing expensive in your country?
4. There \_\_\_\_\_ four chairs in the kitchen.
5. Here \_\_\_\_\_ a dollar for the bus.
6. The money \_\_\_\_\_ on the table.
7. There \_\_\_\_\_ seven days in a week.
8. This homework \_\_\_\_\_ very hard.
9. Be careful! The soup \_\_\_\_\_ hot.
10. Are you hungry? There \_\_\_\_\_ bananas in the kitchen.

## 5 Writing

What are you wearing?

On a separate piece of paper, write about the things you are wearing.

- your clothes and their colors and style
- other things you are wearing—jewelry, glasses, a hat

Give your paper to your teacher. Your teacher gives you another student's paper. Read it. Who is the writer?

I'm wearing a pair of blue jeans, a gray T-shirt, a dark blue jacket, and a blue hat. My socks are white and my boots are black. I'm wearing jewelry.

122 Unit 11 • Clothing

Reading takes the form of high interest topics in a variety of genres.

Language Link introduces the essential grammar either inductively or deductively with the purpose of assuring accuracy and appropriateness of language.

Writing reinforces the structures, vocabulary, and expressions learned.

The last page of every unit pulls it all together with another motivational Communication section.

## Unit 11 • Lesson Planning Guide

Topic	Clothing
Vocabulary	Clothing items and accessories
Grammar	Numbers 100–50,000; count and noncount nouns
Functions	Asking for and giving prices

Student Book	Class	HW	Done	Lesson A: Shopping for clothes
pages 114–123	<input type="checkbox"/>	<input type="checkbox"/>	<input type="checkbox"/>	Vocabulary Link: "What are you wearing?"
	<input type="checkbox"/>	<input type="checkbox"/>	<input type="checkbox"/>	Listening: "Window shopping"
	<input type="checkbox"/>	<input type="checkbox"/>	<input type="checkbox"/>	Pronunciation: Vowel sounds
	<input type="checkbox"/>	<input type="checkbox"/>	<input type="checkbox"/>	Speaking: "How much is the red coat?"
	<input type="checkbox"/>	<input type="checkbox"/>	<input type="checkbox"/>	Language Link: Numbers 100 to 50,000
	<input type="checkbox"/>	<input type="checkbox"/>	<input type="checkbox"/>	Communication: "It's a bargain!"
Lesson A	<input type="checkbox"/>	<input type="checkbox"/>	<input type="checkbox"/>	Lesson B: What do I wear?
Time: _____	<input type="checkbox"/>	<input type="checkbox"/>	<input type="checkbox"/>	Vocabulary Link: "Spring sale"
Lesson B	<input type="checkbox"/>	<input type="checkbox"/>	<input type="checkbox"/>	Listening: "Store sales"
Time: _____	<input type="checkbox"/>	<input type="checkbox"/>	<input type="checkbox"/>	Reading: "Ask Amanda"
	<input type="checkbox"/>	<input type="checkbox"/>	<input type="checkbox"/>	Language Link: Count and noncount nouns
	<input type="checkbox"/>	<input type="checkbox"/>	<input type="checkbox"/>	Writing: "What are you wearing?"
	<input type="checkbox"/>	<input type="checkbox"/>	<input type="checkbox"/>	Communication: "Answer and win!"

Workbook	Class	HW	Done	Lesson A: Shopping for clothes
pages 63–67	<input type="checkbox"/>	<input type="checkbox"/>	<input type="checkbox"/>	Vocabulary Workout
Lesson A	<input type="checkbox"/>	<input type="checkbox"/>	<input type="checkbox"/>	Conversation Workout
Time: _____	<input type="checkbox"/>	<input type="checkbox"/>	<input type="checkbox"/>	Language Workout
Lesson B	<input type="checkbox"/>	<input type="checkbox"/>	<input type="checkbox"/>	Lesson B: What do I wear?
Time: _____	<input type="checkbox"/>	<input type="checkbox"/>	<input type="checkbox"/>	Vocabulary & Language Workout
	<input type="checkbox"/>	<input type="checkbox"/>	<input type="checkbox"/>	Reading & Writing

Teacher's Resource Book	Class	HW	Done	Activity A (photocopiable)
pages 46–49	<input type="checkbox"/>	<input type="checkbox"/>	<input type="checkbox"/>	Activity B (photocopiable)
Time: _____	<input type="checkbox"/>	<input type="checkbox"/>	<input type="checkbox"/>	

Video	Class	HW	Done	City Living Vignette: "What do I wear to the party?"
	<input type="checkbox"/>	<input type="checkbox"/>	<input type="checkbox"/>	Interviews: Fashion and colors; Shopping
Time: _____	<input type="checkbox"/>	<input type="checkbox"/>	<input type="checkbox"/>	Video worksheet: Teacher's Edition page T204 (pho

Website	Class	HW	Done	Interactive student quiz
worldlink.heinle.com	<input type="checkbox"/>	<input type="checkbox"/>	<input type="checkbox"/>	Internet search activities
Time: _____	<input type="checkbox"/>	<input type="checkbox"/>	<input type="checkbox"/>	Vocabulary activities

Assessment	Class	HW	Done	ExamView® quiz (photocopiable)
Time: _____	<input type="checkbox"/>	<input type="checkbox"/>	<input type="checkbox"/>	

### 6 Communication

Answer and win!

**A** Read the directions.

- Get into groups of three or four. One person is the game host. The others close their books.
- Player 1 chooses a category: Clothing and jewelry, Money and numbers, or Colors. The game host reads the first question in that category.
- If Player 1 answers correctly, he or she gets the points.
- The game continues with the next player. Repeat steps 2 and 3.
- The winner is the student with the most points.

**B** For 300 extra points: At the end, find two count nouns and two noncount nouns in the three boxes.

**Clothing and jewelry**

100: Name three things a partner is wearing.

200: Complete the moon title: Lord of the \_\_\_\_\_.

300: Name one kind of clothing for women only.

400: Choose the correct answer: Jeans are a kind of formal / casual clothing.

500: Which is not a kind of jewelry: a necklace / a bracelet / a hat?

600: Complete the sentence: A person with pierced ears wears \_\_\_\_\_.

700: Name a traditional item of clothing in Japan.

800: Name a clothing designer.

**Money and numbers**

100: What is 1,000 + 500?

200: How much is a bus ride in your city?

300: What is 1,200 + 10,500?

400: What money is used in many countries in Europe?

500: How many zeros are there in the number ten thousand?

600: What is 2,300 - 200?

700: What money is used in Canada?

800: What does I'm broke mean? Does it mean I don't have any money OR I have money?

**Colors**

100: What are the colors of your country's flag?

200: This color means "stop".

300: The president of the United States lives in the \_\_\_\_\_ House.

400: What color is paper money in the U.S.A.?

500: This color is also the name of a fruit.

600: In the 1950s, many movies were not in color. The movies were in \_\_\_\_\_ and white.

700: The Beatles have a famous song called "\_\_\_\_\_ Submarine."

800: What does I'm blue mean? Does it mean I'm happy, I'm sad, or I'm angry?

Check your answers on page 154.

Check out the World Link video. Practice your English online at [worldlink.heinle.com](http://worldlink.heinle.com).

Lesson B • What do I wear? 123

## REVIEW: Units 10-12

Review Units appear every 3 units and actively engage students in utilizing the language learned with the intention of mastering fluency.

### 1 Storyboard

**A** Pair work. Gary and Mina are at a party. Sabrina and Jerry are shopping in Mexico City. Complete the two conversations.

Conversation 1: Gary and Mina

Conversation 2: Sabrina and Jerry

- B** Pair work. Practice the conversations.
- C** Pair work. Change roles and practice again.

134 Review: Units 10-12

### 2 See it and say it

**A** This store sells many things. Write the word on the correct sign in the picture below.

Furniture Clothing Jewelry Appliances

**B** Pair work. Study the picture. Take turns answering the questions with a partner.

- What things are in each section of the store?
- How many rugs are there in the store? Lamps? Sales clerks? Chairs? Windows? Tables? Mirrors?
- Look at the people in the picture. What are they wearing?

**C** Pair work. Four pairs of people are talking. What are they saying? Role-play four short conversations.

Excuse me. How much is that watch?

It's...

Review: Units 10-12 135



## Unit 11 • Lesson Planning Guide Class \_\_\_\_\_

Topic	Class	HW	Done	Clothing
Vocabulary				Clothing items and accessories
Grammar				Numbers 100-50,000; count and noncount nouns
Functions				Asking for and giving prices
Student Book pages 114-123				Lesson A: Shopping for clothes Vocabulary Link: "What are you wearing?" Listening: "Window shopping" Pronunciation: Vowel sounds Speaking: "How much is the red coat?" Language Link: Numbers 100 to 50,000 Communicative: "It's a bargain!"
Lesson A Time: _____				Lesson B: What do I wear? Vocabulary Link: "Spring sale" Listening: "Store sales" Reading: "Ask Amanda" Language Link: Count and noncount nouns Writing: "What are you wearing?" Communicative: "What are you wearing?"
Lesson B Time: _____				
Workbook pages 62-67				Lesson A: Shopping for clothes Vocabulary Link: "What are you wearing?" Listening: "Window shopping" Pronunciation: Vowel sounds Speaking: "How much is the red coat?" Language Link: Numbers 100 to 50,000 Communicative: "It's a bargain!"
Lesson A Time: _____				Lesson B: What do I wear? Vocabulary Link: "Spring sale" Listening: "Store sales" Reading: "Ask Amanda" Language Link: Count and noncount nouns Writing: "What are you wearing?" Communicative: "What are you wearing?"
Lesson B Time: _____				
Teacher's Resource Book pages 46-49				Activity 1 Activity 1
Time: _____				
Video				City Living Interview Video
Time: _____				
Website worldlink.hcinc.com				Interactive Internet Vocabulary
Time: _____				
Assessment Time: _____				ExamView


The Workbook provides additional practice through a variety of activity types.

# 11 Clothing

## Lesson A Shopping for clothes

## 1 Vocabulary Workout

A What are these people wearing?  
Write the words in the spaces.



1. a. \_\_\_\_\_  
b. \_\_\_\_\_  
c. \_\_\_\_\_

2. a. \_\_\_\_\_  
b. \_\_\_\_\_  
c. \_\_\_\_\_

3. a. \_\_\_\_\_  
b. \_\_\_\_\_  
c. \_\_\_\_\_

B Answer these questions.

- What are your favorite clothes?
- What clothes do you wear on weekends?
- What clothes do you wear in the summer?

## 2 Conversation Workout

A Write two or three things for each color. Follow the example.

Example: red: *romantic, my T-shirt*

- blue: \_\_\_\_\_
- green: \_\_\_\_\_
- white: \_\_\_\_\_
- \_\_\_\_\_

B Dave and Linda are shopping. Complete the conversations.

- Dave: \_\_\_\_\_  
Clerk: \_\_\_\_\_  
Dave: \_\_\_\_\_ the blue jacket?  
Clerk: The \_\_\_\_\_ is fifty dollars.
- Linda: \_\_\_\_\_  
Clerk: Yes?  
Linda: \_\_\_\_\_ the black pants?  
Clerk: The black pants? \_\_\_\_\_ twenty-five dollars.

C Draw pictures of three things to wear. Then write conversations like those in activity B.

- You: \_\_\_\_\_  
Clerk: \_\_\_\_\_  
You: \_\_\_\_\_  
Clerk: \_\_\_\_\_
- You: \_\_\_\_\_  
Clerk: \_\_\_\_\_  
You: \_\_\_\_\_  
Clerk: \_\_\_\_\_
- You: \_\_\_\_\_  
Clerk: \_\_\_\_\_  
You: \_\_\_\_\_  
Clerk: \_\_\_\_\_

62 Unit 11 •

## Teacher's Notes 11A: What Are They Wearing?

## Interaction

Pair work

Time  
20-25 minutes

## Objective

To practice describing clothing items.

## Activity Language

What is he/she wearing? It's an expensive, blue...  
Is he/she wearing a coat? What color is it?  
dress; coat; jacket; suit; skirt; blouse; T-shirt; tie;  
earrings; sweater; (a pair of) pants; jeans; shorts;  
socks; boots; sandals; sneakers; heels

## Preparation

Make one copy of the activity on page 47 for each student.

## Procedure

- Divide the class into pairs. Give each student a copy of the activity.
- Ask each partner to choose one of the figure outlines; one person in each pair selects the girl's outline and one the boy's.
- Give students a time limit to draw clothing on the outlines each has chosen. Students must not let their partners see what clothes they are drawing. Encourage students to draw as much clothing as possible. The clothing can also be humorous: for example, including a tie with a T-shirt.
- Explain that students are to take turns describing and drawing. Demonstrate the activity as follows:
  - Draw either the male or female figure from the activity on the board.
  - Ask a student who has drawn clothes on a figure of the same gender: What is he/she wearing?

- Have the student describe the clothing on his/her figure to you and you draw it on your figure on the board. Ask questions about the clothing, e.g., Is he/she wearing a coat? What color is it?
- Have students do the activity in their pairs.
- Ask students to compare their drawings. Ask them to look for differences in their pictures and think about what language was missing or not clear.

## Sample Conversation

A: What is she wearing?  
B: She's wearing a dress.  
A: What color is it?  
B: It's blue.  
A: Is she wearing sneakers?  
B: No, she isn't. She's wearing sandals.  
A: Is he wearing...

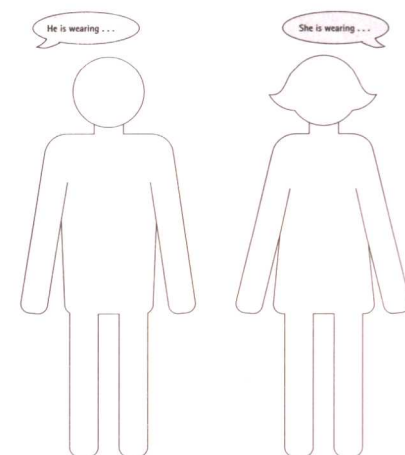
## Follow Up

- Write What are young people wearing these days? on the board.
- Divide the class into groups and have them discuss the question.
- Ask different students in each group to give feedback to the class on what either young men or young women are wearing these days.



## 11A: What Are They Wearing?

Work with a partner. Choose one of the figures below. Draw clothes on him or her. Then take turns describing the figures. Draw the clothes on your partner's figure.



46 11A • What Are They Wearing?

11A • What Are They Wearing? 47