

学做中国菜

Learn to Cook Chinese Dishes

豆制品类

Bean Products



外文出版社 FOREIGN LANGUAGES PRESS

学做中国菜

Learn to Cook Chinese Dishes

豆品类 Bean Products



外 文 出 版 社
FOREIGN LANGUAGES PRESS

图书在版编目 (CIP) 数据

学做中国菜·豆品类 / 《学做中国菜》编委会编. -北京: 外文出版社, 1999

ISBN 7-119-02489-2

I. 学… II. 学… III. 豆品类-烹饪-中国-汉、英对照 IV. TS972.1
中国版本图书馆 CIP 数据核字 (1999) 第 48185 号

Members of the Editorial Board:

Sun Jiaping Lu Qinpu
Sun Shuming Liu Chun'gen
Lan Peijin

Dish preparation and text:

Zhu Deming Wen Jinshu
Zhu Guifu Zhang Guomin
Zhang Guoxiang Xu Rongming
Cao Gang

Editor: Lan Peijin

English translation and editing:

Huang Youyi Foster Stockwell Cong Guoling

Design: Lan Peijin

Photography: Sun Shuming Liu Chun'gen Lan Peijin

Cover design: Wang Zhi

编委: 孙建平 鲁钦甫 孙树明

刘春根 兰佩瑾

菜肴制作及撰文: 朱德明 温金树

朱桂福 张国民

张国祥 徐荣明

曹 刚

责任编辑: 兰佩瑾

英文翻译: 黄友义 卓柯达 丛国玲

设计: 兰佩瑾

摄影: 孙树明 刘春根 兰佩瑾

封面设计: 王 志

First Edition 2000

Learn to Cook Chinese Dishes

—Bean Products

ISBN 7-119-02489-2

© Foreign Languages Press

Published by Foreign Languages Press

24 Baiwanzhuang Road, Beijing 100037, China

Home Page: <http://www.flp.com.cn>

E-mail Addresses: info@flp.com.cn

sales@flp.com.cn

Printed in the People's Republic of China

学做中国菜·豆品类

《学做中国菜》编委会 编

© 外文出版社

外文出版社出版

(中国北京百万庄大街 24 号) 邮政编码 100037

外文出版社网页: <http://www.flp.com.cn>

外文出版社电子邮件地址: info@flp.com.cn
sales@flp.com.cn

北京骏马行图文中心制版

天时印刷 (深圳) 有限公司印制

2000 年 (24 开) 第一版

2000 年第一版第一次印刷

(英汉)

ISBN 7-119-02489-2/J·1513 (外)

08000 (精)

前言

朱熙钧

倘若不是为想成为专业厨师，只是为了自家享用或偶尔饕客而学做中国菜，就无须专诚拜师学艺。中国主妇的厨艺最初几乎都是从她们的老祖母和母亲那里耳濡目染学来的；待到为人妻母之后，她们之中的一些有心人或借助菜谱用心揣摩，或与友邻切磋交流，制作出的菜饌有时竟然不逊于出自名店名厨之手。当然，在中国的家庭中，擅长烹饪的男士也不在少数，而且饭店中的名厨以男性居多。

这套《学做中国菜》丛书的编撰者都是在名店主厨的烹饪大师，为了使初学者易于入门，他们以简明的文字介绍了每一菜式的用料、刀法、制作步骤等。读者只须按所列一一去做，无须多日便可熟能生巧，举一反三，厨艺大进。

《学做中国菜》系列丛书共九册，包括水产类、肉菜类、菜蔬类、豆品类、汤菜类、冷菜类、面点类、禽蛋类和家宴类。本册为《学做中国菜》系列丛书之一，共介绍40种以豆制品为原料的菜饌的制作方法。

中国是大豆的故乡。三千年前，中国人就对大豆进行加工，制作出豆腐、百叶、豆腐干、豆腐衣等等，这是中国食品制造业对世界的一大贡献。而今以豆腐或其它豆制品为原料的菜肴，仍是中国传统菜之一，而且极其丰富多彩。

豆制品的种类极多，有水豆腐、豆腐、豆腐茸、豆腐干、百叶（千张）、豆腐皮（衣）、腐竹、油豆腐、素鸡等等。

豆制品加工过程都是先将大豆用水泡涨，冲洗干

净，然后加清水研磨，过滤去渣后成豆浆。另用熟石膏粉若干用水泡开，兑入烧沸的豆浆内，使之凝固成型。

水豆腐与豆腐的区别是水豆腐中含水分多，所以极嫩，不能成型，只能在汤水中飘浮，俗称豆腐脑；而豆腐水分较少，固能成型。如果将豆浆与熟石膏粉配比稍加调整，制成豆腐后再将水分压干，就可制成豆腐干。制作豆腐干时加入不同调料，又有白干、香干、黄干、酱干等之分。

百叶的制法是在豆腐即将成型时，将其摊平用布分隔，再压干水分而成；素鸡则是用多层百叶卷起扎紧而成；若将豆腐切成块用油炸至外皮金黄、内松空即成油豆腐；待烧开的豆浆冷却以后，将凝结在豆浆表层的薄油皮逐层捞起晾干就成了一张张豆腐衣；将豆腐衣卷紧成长条就是腐竹了。将黄豆或绿豆浸泡在水中，保持适当的温度，经过三五日，就会生发出嫩芽，这便是黄豆芽和绿豆芽。

以上介绍各类豆制品，现都无需自己制作，在副食商店和超级市场内皆可购得。这里略作介绍，烹调时可根据豆腐制品不同的质地，采用相宜的方法烹调。

豆制品的烹调方法极多，丰简随意，调味从心，粗料细作，素菜荤作，荤素相配都很鲜美。烹调方法有：氽、熬、烩、炖、焖、煮、烧、炸、煸、炒、煎、烹、塌、蒸、烤、拌等等。

豆腐的烹调方法虽多，但都要在烹调前去掉豆腐中的异味。以下介绍几种去异味的方法：（一）放入开水锅中煮；（二）上笼屉蒸透；（三）用小火焖出蜂孔；（四）切成小丁用开水冲烫。

Foreword

Zhu Xijun

You don't have to take lessons from a professional teacher to learn the art of Chinese cooking if all you want to do is to entertain your friends or cook for your family. Almost without exception, Chinese women learn this skill by watching and working together with their mothers or grandmothers. After they become wives or mothers themselves, the most diligent among them will try to improve their techniques by consulting cook books and exchanging experiences with their neighbors. In this way they eventually become as skilled as the best chefs in established restaurants. It should be noted, of course, that most of the well-known chefs in famous restaurants are men because many men in Chinese homes are just as good at the art of cooking as their wives.

This book in the *Learn to Cook Chinese Dishes* series has been compiled by master chefs. They have used simple explanations to introduce the ingredients, the ways of cutting, and the cooking procedures for each Chinese recipe. Readers who follow the directions will before long become skilled in the art of Chinese cooking. The entire set consists of nine volumes, covering freshwater and seafood dishes, meat dishes, vegetable dishes, courses made from soy beans, soups, cold dishes, pastries, dishes of eggs and poultry, and recipes for family feasts. This particular volume presents forty different foods prepared with bean curd.

China is the home country of soy beans and the Chinese people began to process beans for food in the form of various types of bean curd 3,000 years ago. This has been a great contribution to the food industry of the world. Today, bean curd and other bean products remain a popular type of food in China and provide ingredients for a wide range of dishes.

Food made from beans comes in many forms including the soft bean curd, ordinary bean curd, fluffy bean curd, dried bean curd, bean curd leaves, bean curd peels, fried bean curd, dried bean curd cream in tight rolls and "meatless chicken" -- a kind of bean curd with a texture like that of chicken meat.

All bean products used for food are prepared by first soaking the beans in water. After the beans rise, wash them clean, grind

them, and filter off the residue to make bean curd milk. Heat this and then soak a certain amount of edible plaster in water to mix with the boiling bean curd milk. When the mixture solidifies, bean curd is made.

Soft bean curd is distinguished from other kinds of bean curd in containing more water. It is so soft that it cannot be shaped into any solid form and has to be kept in water in a container, thus known as jellied bean curd. Ordinary bean curd has less water content. "Meatless chicken" is made by placing multiple layers of flat sheets of bean curd tightly together. When bean curd is cut into small pieces and deep-fried until it is golden yellow in color and very soft inside, it is known as fried bean curd. When boiled bean curd milk cools off, lift the layer of oily bean curd cream that forms on the top and let it dry to become bean curd peel. When bean curd peels are rolled up, they become known as dried bean curd cream in tight rolls. If soy beans or green beans are soaked in water and kept at the right temperature for three to five days, bean sprouts will grow.

None of these bean products need to be made by individual cooks at home since they are readily available in Chinese grocery stores. Different kinds of bean curd products require different kinds of cooking skills as outlined in this book.

The ways of cooking bean curd are many and easy to accomplish. They can be modified according to the desire of individual cooks. Bean curd can be prepared to look like real meat and can be given meat dish names. Bean curd dishes also make good combinations for meals with meat dishes. The basic methods for cooking bean curd dishes include quick-boiling, stewing, pre-cooking before stewing, braising, boiling, stir-frying, quick-frying, deep-frying, deep-frying before stir-frying, raw stir-frying, steaming, and roasting.

No matter what method you employ, make sure to remove the undesirable special smell of bean curd before cooking. To achieve this, you may do the following: (1) Boil the bean curd in hot water; (2) Steam well in a steamer; (3) Simmer over a low fire; and (4) Cut the bean curd into dices and quickly run them through boiling water.

在编辑《学做中国菜》系列丛书的过程中，得到了苏州饭店的大力支持和帮助。作为苏州市旅游业的骨干企业苏州饭店已有数十年的历史，饭店拥有一流的烹饪厨师，经验丰富，技艺精湛。今借此书出版之机，我们对苏州饭店给予的支持，深表感谢！

We wish to thank the Suzhou Hotel, which kindly provided strong support and assistance to the compilation of the *Learn to Cook Chinese Dishes* series. As a major tourist hotel in the city of Suzhou, the Suzhou Hotel has a history of dozens of years and is serviced by experienced first-class chefs.

目 录

Contents

名词解释	
Terms Used in Chinese Cooking	(1)
麻辣豆腐	
Spicy Bean Curd	(8)
葱辣豆腐	
Bean Curd with Chili and Scallions	(10)
锅塌豆腐	
Slow-stewed Bean Curd with Chicken Soup	(12)
宫保豆腐	
Quick-stir-fried Bean Curd with Chili & Peanuts	(14)
蘑菇豆腐	
Bean Curd with Mushrooms	(16)
三鲜豆腐	
Three-flavored Bean Curd	(18)
家常豆腐	
Home-style Bean Curd	(20)
烤豆腐	
Roast Bean Curd	(22)
大葱烧豆腐	
Bean Curd with Scallions and Minced Meat	(24)
蜂窝豆腐	
Honeycomb Bean Curd	(26)
牛肉豆腐	
Bean Curd with Beef	(28)
黄豆芽炖豆腐	
Stewed Bean Curd with Soy Bean Sprouts	(30)
肉末豆腐羹	
Bean Curd Soup with Minced Meat	(32)
翠绿腐竹	
Dried Bean Milk Cream with Green Pepper ...	(34)
奶油腐竹蘑菇	
Dried Bean Milk Cream with Mushrooms	(36)
咖喱百叶结	
Curried Bean Curd Leaves	(38)
五香酱干	
Five-flavored Bean Curd Cheese	(40)
香炸豆沙包	
Bean Dumplings	(42)
三虾豆腐	
Bean Curd with Shrimps	(44)
花生米拌香干	
Bean Curd Cheese with Peanuts	(46)
青豆炒香干	
Stir-fried Bean Curd Cheese with Peas	(48)
海米拌干丝	
Shredded Bean Curd Cheese with Dried Shrimps	(50)
芹菜干丝	
Shredded Bean Curd Cheese with Celery	(52)
三丝银芽	
Bean Sprouts with Vegetables	(54)
大煮干丝	
Bean Curd Cheese with Assorted Meats	(56)

青椒银芽	
Bean Sprouts with Green Pepper	(58)
茄汁干丝	
Bean Curd Cheese with Tomato Sauce	(60)
火腿末拌豆腐	
Bean Curd with Ham	(62)
素拌黄豆芽	
Soy Bean Sprouts with Sliced Carrot & Green Pepper	(64)
咸蛋炖豆腐	
Bean Curd Stewed with Salted Duck Eggs	(66)
鸡蛋蒸豆腐	
Steamed Bean Curd and Eggs	(68)
文丝豆腐	
Stewed Shredded Bean Curd	(70)
豆腐饺	
Bean Curd Dumplings	(72)

酿豆腐	
Steamed Tasty Bean Curd	(74)
砂锅豆腐	
Bean Curd in Earthen Pot	(76)
蟹粉豆腐	
Bean Curd with Crab Meat	(78)
五香豆腐干	
Five-flavored Bean Cheese	(80)
三层豆腐	
Three-level Bean Curd	(82)
青椒干丝	
Shredded Bean Cheese with Green Peppers	(84)
小葱拌豆腐	
Bean Curd Mixed with Tender Scallions	(86)
计量换算表	
A comparison of the weight systems and a conversion table for measuring Chinese cooking ingredients	(88)

名词解释 Terms Used in Chinese Cooking



上浆:猪肉丝、猪肉片、牛肉丝、牛肉片、羊肉丝、羊肉片、鸡肉片在烹制前都要上浆。上浆大多用于滑溜、滑炒、清炒、酱爆等烹调方法。上浆好坏,直接影响烹调出菜肴的质量。上浆就是把切好的肉,用水冲洗净,

放入盐、料酒、淀粉(有时也放鸡蛋),拌匀后,向一个方向搅拌,感到有劲为止。

Coating (*shangjiang*): Shreds and slices of pork, beef, mutton and chicken have to be coated before they are cooked in such ways as slippery-frying, quick-frying and stir-frying. And how the meat is coated has a direct bearing on the quality of the cooked dish. The coating process involves first washing the cut meat, then adding in salt, cooking wine, and cornstarch(sometimes eggs are also used) and stirring well in the same direction until you feel it is a bit sticky.

刀工 Cutting techniques:

直刀法:就是指刀同砧板垂直的刀法,分切、剁、砍,切是一般用于无骨的主料,剁是将无骨的主料制成茸的一种刀法,砍通常用于加工带骨的或硬的主料。

Straight-cutting: Holding the knife perpendicularly over the chopping board to cut, chop and heavy-cut the main ingredient. Cutting is applied to boneless meat ingredients, chopping is done to turn boneless ingredients into pulp or paste and heavy-cutting is used when preparing meat with bones or other hard ingredients.

平刀法:是刀面与砧板平行的一种刀法,分推刀、拉刀。推刀就是把刀从刀尖一直推到刀根,拉刀就是把刀从刀根拉到刀尖。平切就是把刀一切到底。

Horizontal-cutting: Holding the knife flat against the chopping

board to push it or pull it through the ingredients. Pushing means to push the knife through the ingredients from the knife's tip through to its end while pulling involves going through the ingredients from the end to the tip of the knife.

斜刀法:刀面同砧板面成小于90度夹角的刀法。

Slashing: To cut by holding the knife in an angle smaller than 90 degrees from the surface of the chopping board.

花刀:是在主料表面用横、竖两种刀法的不同变化,切(不断)出花纹,经加热后,主料卷曲成各种形状的刀法,有菊花形花刀,麦穗刀,鳞毛形花刀等。

Mixed cutting: To cut straight and then cross with sideways cuts to produce varied patterns. When heated, the ingredients cut in this way will roll up into different forms such as chrysanthemums, wheat ears and scales, according to the ways they are cut.



片:用切或片的方法将原料加工成薄片。质地硬的原料用切,质地软的用片的方法加工成薄片。

Slicing (*pian*): By either cutting or slicing to turn the ingredients into thin slices.

Hard ingredients require cutting while soft ingredients require slicing.



丝:丝有粗细之分,一般在0.2-0.4厘米左右。一般先将主料切成0.2-0.4厘米的薄片,再将这些薄片排成瓦楞状,排叠要整齐,左手按稳主料,不可滑动,用刀把主料切成丝。

Shredding (si): The thickness of shreds usually varies between 0.2 (0±0.8 in) and 0.4 cm (0±1.6 in). First, either chunks of meat or vegetables are cut into thin slices of 0.2 to 0.4 cm in thickness. The slices are then arranged neatly like roof tiles. Pressed steadily underneath the left hand of the chef, the slices are finally cut into shreds.

条: 条的成形方法, 是先把主料切成厚片, 再将片切成条, 条的粗细取决于片的厚薄。

Strapping (tiao): Main raw materials are cut into thick slices that are cut again into straps the size of which is decided by the thickness of the slices.



粒: 粒比丁小些一般在0.3厘米见方, 切的方法同丁相同。

Grain-sized dicing (li): Cut in the same way as diced pieces, they are simply much smaller in size. The most common size is 0.3 cm (0.12 in) each side.

丁: 先将主料切成厚片, 再将厚片切成条, 然后再切成丁。丁有大小之分, 大丁在2厘米见方, 小丁在1厘米见方。

Dicing (ding): Main raw materials are cut into thick


slices that are cut into straps. In turn, the straps are reduced to diced pieces that may be as large as 2 cm (0.8 in) on each side or as small as 1 cm (0.39 in) on each side.

末: 末比粒还小, 将丁或粒剁碎就可以了。

Mincing (mo): Ground ingredients are even smaller than grain-sized dices. Usually the diced pieces are chopped into mince.

茸: 用排剁的方法把主料剁得比末还细。

Chopping to make a pulp (rong): To chop the materials, knife cut after knife cut into pieces even finer than minced materials.



块: 块是采用切、砍、剁等刀法加工而成的。块分菱形块、方块、长方块、滚刀块等。

Cutting into chunks (kuai): Chunks are the result of perpendicular and sideways cutting as well as chopping.

The chunks come in many shapes such as diamonds, squares and rectangles.

炸: 是旺火加热, 以食油为传热介质烹调方法, 特点是火旺用油量多。

Deep-frying (zha): Heat the cooking oil over a hot fire and deep-fry the materials. This process is characterized by a hot fire and a large amount of oil.

炒: 炒是将加工成丁、丝、条、球等小型主料投入油锅中, 在旺火上急速翻炒成熟的一种烹调方法。炒分滑炒、熟炒、干炒等几种。滑炒是经过粗加工的小型主料先经上浆, 再用少量油在旺火上急速翻炒, 最后以湿淀粉勾芡的方法, 叫滑炒。熟炒是把经过初步加工后的半成品, 改切成片或块, 不上浆, 用旺火烧锅热油, 放入半成品翻炒, 再加佐料而成。煸炒和干炒是把主料煨一下, 在热油锅急火炒至退水后, 加佐料, 起锅。

Stir-frying (*chao*): Put processed materials in the shape of diced pieces, shreds, straps, or balls into the heated oil and quickly stir them over a hot fire. There are several different ways of stir-frying. *Hua chao* (stir-frying with batter), for example, requires that the ingredients are put in a batter and then quickly stirred in a small quantity of oil over a hot fire. The final process is to apply the mixture of cornstarch and water. *Shu chao* (stir-frying precooked food) does not require that the materials be put into some kind of batter. Simply put the precooked materials into the wok and use a hot fire before adding spicing agents. *Bian chao* and *gan chao* (raw stir-frying) calls for the simmering of main ingredients, then quick-stir-frying over a hot fire until the juice is fully absorbed. Now add spicing agents and the dish is ready to serve.

溜:溜是先将主料用炸的方法加热成熟,然后把调制好的卤汁浇淋于主料上,或将主料投入卤汁中搅拌的一种烹调方法。

Slippery-frying (*liu*): First deep-fry the main ingredient and then top it with sauce or mix the main ingredient in the sauce.

爆:爆是将脆性主料投入适量的油锅中,用旺火高油温快速加热的一种烹调方法。

Quick-fry over high heat (*bao*): Put crispy materials into the wok with medium amount of oil and quickly stir the materials over high heat.

隔水炖:隔水加热使主料成熟的方法,叫做隔水炖。

Steaming in a container (*ge shui dun*): Put the main ingredient into a bowl or similar container and cook it in a steamer.

烧:烧是经过炸、煎、煸炒或水煮的主料,再用葱姜炆锅后,倒入翻炒,然后加适量汤水和调味品,用旺火烧开,中小火烧透入味,改用旺火使卤汁稠浓的一种烹调方法。

Stewing over medium, then high heat (*shao*): After putting

scallions and ginger into the wok, put in the main materials that have been deep-fried, or stir-fried or boiled and stirred. Then add water and seasoning materials to cook over a hot fire until the ingredients boil. Turn the fire to medium or low to allow full absorption of the sauce into the ingredients before turning the fire hot again to thicken the sauce.

扒:扒是将经过初步熟处理的主料整齐地排放在锅内,加汤汁和调味品,用旺火烧开,小火烧透入味,出锅前,原汁勾芡的一种烹调方法。

Stewing and adding thickening (*pa*): Neatly arrange the main ingredient that has already been cooked, add water and flavoring materials and cook over a hot fire until it boils. Turn the fire to low to allow full absorption of the flavor. Thicken the sauce with the mixture of water and cornstarch before bringing the dish out of the wok to serve.

煮:煮是将主料放入多量的汤汁或水中,先用旺火煮沸,再用中小火烧熟的一种烹调方法。

Boiling (*zhu*): Put main materials of the dish into the wok with an adequate amount of water and cook it over a hot fire to the boiling point. Then continue to cook after turning the fire to low or medium.

烩:将加工成片、丝、条、丁等料的多种主料放在一起,炆锅翻炒后,用旺火制成半汤半菜的菜肴,这种烹调方法就是烩。

Precooking and then stewing (*hui*): First heat the oil in the wok, put in scallions and ginger and then put several kinds of main ingredients that have been cut into slices, shreds, chunks or dices to cook over a hot fire so as to create a dish of half soup and half vegetables and meat.

煎:煎是以少量油布遍锅底、用小火将主料煎熟使两面呈黄

色的烹调方法。

Sauteing (jian): Put a small amount of oil into the wok and use a low fire to cook the main ingredient until it is golden brown on both sides.

蒸: 蒸是以蒸汽的热力使经过调味的主料成熟或酥烂入味的烹调方法。

Steaming (zheng): Cook the materials that have already been prepared with flavoring agents by using hot steam.

拔丝: 拔丝又叫拉丝,是将经过油炸的小型主料,挂上能拔出丝来的糖浆的一种烹调方法。

Crisp frying with syrup (ba si): Put small-size ingredients that have already been deep-fried into sugar syrup heated in the wok. When diners pick up the materials, long sugar threads are created.

焯水: 就是把经过初加工的主料,放在水锅中加热至沸(主要为去腥味或异味),原料出水后供烹调菜肴之用。焯水分冷水锅和热水锅。冷水锅就是主料与冷水同时下锅,水沸取出,适用于腥气重血量多的主料如牛肉、羊肉等。热水锅就是先将锅中水加热至沸,再将主料下锅,翻滚后再取出主料。适用于腥气小,血污少的主料如鸡、鸭、猪肉和蔬菜。

Quick boiling (chao): Put main ingredients into the pot and heat the water to boiling point(in order to remove fishy or other undesirable smells). Then cook the boiled ingredients. The quick-boiling process includes cold water boiling and hot water boiling. The former requires putting the ingredients into the pot together with the cold water and then taking them out when the water boils. This process is often applied to such materials as beef and mutton, which contain a fishy smell and a lot of blood. The latter calls for heating the water in the pot to boiling point before putting the ingredients in. This is applicable to materials like chicken, duck, pork and vegetables that have a much weaker fishy smell and less blood.


油温表

油温类型	俗 称	油温特点
温油锅	四成 70℃-100℃	无青烟, 无响声, 油面平静。
热油锅	五、六成热 110℃-170℃	微有青烟, 油四周向内翻动。
旺油锅	七、八成热 180℃-220℃	有青烟, 油面仍较平静, 用勺搅动有响声。

Temperatures of cooking oil:

Category	Temperature	Features
Luke-warm	70°C-100°C 158°F-212°F	Smokeless, soundless, calm oil surface
Hot oil	110°C-170°C 230°F-338°F	Slight smoke, oil stirs from the side to the center of the wok
Very hot oil	180°C-220°C 356°F-428°F	Smokes, the surface remains calm and when stirred, sizzling sound is heard.

花椒: 花椒是花椒树的果实,以籽小,壳厚紫色为好。味香麻,烹调肉类的调料。



Prickly ash (hua jiao): Seeds from prickly ash trees, which are small and light purple in color. They have a slight effect of numbness on the tongue. Used to cook dishes with meat.

椒盐: 味香麻,是炸菜蘸食的调味品。把花椒和盐按1:

3的比例在锅中,微火炒成焦黄,磨成细末,即成。

Pepper salt (jiao yan): This mixture is made by stirring one portion of peppercorns and three portions of salt in the wok until they

turn crispy yellowish in color and release their fragrance. Then finely grind the mixture into powder. It serves as a seasoning for deep-fried dishes.


味精: 根据个人口味, 也可不放味精, 而使用适量的鸡精。

Monosodium glutamate and chicken bouillon: Though MSG is essential in traditional Chinese cooking, for many who do not find it agreeable, chicken bouillon can be used instead.



茴香: 小茴香是茴香菜的籽, 呈灰色, 似稻粒, 有浓郁的香味。

Fennel seeds (*hui xiang*): Seeds of fennel plants, grey in color and similar to unhusked rice grains in shape, have a hot flavor.



大茴香: 又名八角、大料, 形如星状, 味甜浓, 烹调肉类的调料。

Star anise (*da hui xiang*): In the shape of stars, they have a strong and sweet flavor. Mostly used in cooking meat dishes.

糟: 制作料酒剩下的酒糟经过加工就成为烹调用的糟, 糟具有同料酒同样的调味作用。

Steaming with distillers' grains sauce (*zao*): Distillers' grains, which are left over from liquor making, are processed into a spicy agent for cooking that has the same function as the cooking wine.

五香料: 大料、茴香、桂皮、甘草、丁香(丁香花蕾)五种香料



混合为五香料, 研成粉为五香粉。

Five Spices (*wu xiang liao*): A mixture of powdered star anise, fennel seed, cinnamon bark, licorice root and clove buds. Also referred to as the "five-powdered spices".



桂皮: 是桂树的皮, 外皮粗糙呈现褐色。

Cinnamon (*gui pi*): The bark of cinnamon trees, brown in color.

料酒: 常用料酒是用糯米等粮食酿制成的, 料酒, 在烹调菜肴过程中起去腥、增香的作用, 特别是烹制水产或肉类时少不了它。如没有料酒, 可用适量的啤酒或白兰地代替, 但没有料酒好。

Cooking wine (*liao jiu*): Cooking wine, brewed from grain, is applied to remove the fishy smell and increase the aroma of the dish. It is particularly essential when cooking dishes with aquatic ingredients and meat. While cooking wine is most desirable, in its absence, beer and brandy can be used.

勾芡: 勾芡就是在菜肴接近成熟时, 将调好的湿淀粉加入锅内, 搅拌均匀, 使卤汁稠浓。增加卤汁对主料的附着力的一种方法。

Thickening with mixture of cornstarch and water (*gou qian*): When the dish is nearly cooked, put a previously prepared mixture

of cornstarch and water into the dish and stir well so as to thicken the sauce or broth. This process promotes the flavored sauce to stay with the main materials of the dish.

勾芡作用: 1、增加菜肴汤汁的粘性和浓度。2、增加菜肴的光泽。

Major functions of this process: (1) Increase the stickiness and thickness of the sauce of the dish. (2) Making the dish look more shiny.

勾芡关键: 1、勾芡必须在菜肴即将成熟时候进行。2、勾芡时锅中汤汁不可太多或太少。3、必须在菜肴的口味、颜色已经调准后进行。4、勾芡时锅中油不宜太多。

Key for using this process: (1) This process must be conducted when the cooking of the dish is nearly complete. (2) The sauce in the wok must not be too much or too little when this thickening technique is applied. (3) This process can only be done after all efforts for flavoring and coloring of the dish are completed. (4) When doing the thickening process, the wok should not have too much oil in it.

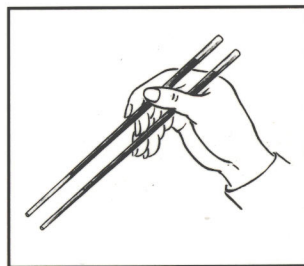
如何使用筷子

吃中式饭菜一般使用筷子。筷子是用木或竹、骨及其它材料制成长 25-30 厘米、上方（各边为 8 毫米）下圆（直径为 3-5 毫米）的二根小棍。

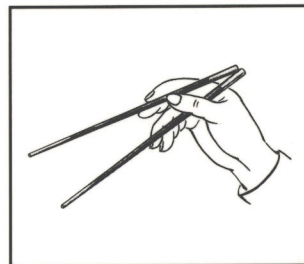
使用时须依靠拇指及食指、中指和无名指的连贯配合。方法是：首先把两根筷子拿在右手，用食指、中指及无名指在距筷子近上端处各夹一根筷子，再把拇指和食指合在一起，如图 1。用筷子取食时，把食指和中指夹的一根向上抬，另一根不动，使两根筷子张开。如图 2。夹取食物时，把食指和中指夹的筷子往下压，夹住食物，抬起筷子进食，如图 3。

How to Use Chopsticks

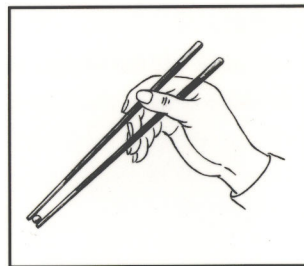
Chopsticks for eating Chinese food are usually made from wood, bamboo, animal bones or other materials. About 25 to 30



(1)



(2)



(3)

centimeters long, their top is square, about 0.8 square centimeter, and the low end round with a diameter of 3 to 5 millimeters.

The correct way of using the chopsticks requires concerted efforts of the thumb, index finger, middle finger and third finger. Hold the pair of chopsticks in the right hand, using the index finger, middle and third fingers to keep the chopsticks steady near their top and then push them open by moving the thumb and index finger. (See Drawing 1)

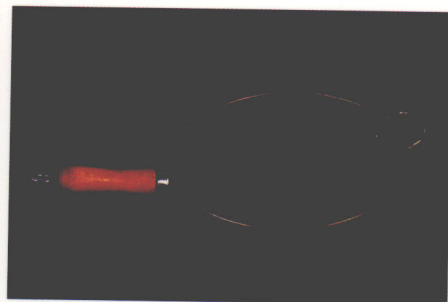
To pick things up with chopsticks, lift upward one of the two chopsticks with the index and middle fingers while keeping the other one where it is so as to separate the two. (See Drawing 2)

Once the chopsticks have picked up the food, press one of the chopsticks with the thumb and index finger and raise the pair. (See Drawing 3)



笼屉 蒸锅

Steaming tray(*long ti*) Usually made of bamboo or wood, these often come in several tiers




炒锅

Skillet




火锅

Hot-pot




砂锅

Earthen pot



汤勺 炒铲 漏勺

Soup spoon Shovel Perforated spoon



筷子

Chopsticks



菜(面)板

Chopping board

麻辣豆腐

主料：豆腐 500 克

辅料：嫩牛肉 150 克

调料：四川郫县豆瓣酱 50 克、豆豉 2 克、干红辣椒 10 克、青蒜 75 克、花椒粉 2 克、姜末 3 克、酱油 10 克、料酒 10 克、盐 2 克、味精 2 克、鸡汤 200 克、湿淀粉 10 克、花生油 75 克

制作：①将豆腐切成 3 厘米见方的块，投入沸水中焯烫，捞出滤去水分。

②嫩牛肉切长、宽、厚皆约 0.3 厘米的粒，干红辣椒洗

净去蒂、籽同青蒜都切成 0.6 厘米长的段。

③炒锅置中火上加花生油烧至七成热，下牛肉粒煸炒至酥香，烹入料酒，下豆瓣酱、豆豉，煸出香味，然后加红辣椒和姜末，炒匀后加鸡汤，再放入豆腐、酱油、盐、烧沸转小火。烧透入味，加味精，用湿淀粉勾芡，下青蒜出锅，撒上花椒粉即可。

特点：开胃爽口

口味：辣麻鲜香

Spicy Bean Curd

Ingredients:

500 grams (1.1 lb) bean curd
150 grams (0.33 lb) tender beef
50 grams (0.11 lb) soy bean paste
2 grams (1/2 tsp) black bean paste
10 grams (1/3 oz) dried red chili
75 grams (2 1/2 oz) garlic leaves
2 grams (1/2 tsp) Chinese prickly ash powder
3 grams (1/10 oz) chopped ginger
10 grams (1 1/2 tsp) soy sauce
10 grams (2 tsp) cooking wine
2 grams (1/3 tsp) salt
2 grams (1/2 tsp) MSG
200 grams (2/5 cup) chicken soup
10 grams (2 tsp) mixture of cornstarch and water
75 grams (5 1/2 tbsp) cooking oil

Directions:

1. Cut the bean curd into dices 3 cm (1.2 inches) long on

each side. Quick-boil and take out to drain off the water.

2. Cut the tender beef into dices 0.3 cm (0.12 inch) long on each side. Cut the red chili into sections 0.6 cm (0.24 inch) long. Cut the garlic leaves into sections of the same length.

3. Heat the oil in a wok to 180-200°C (355-390°F) and stir-fry the beef dices until they produce a distinctive aroma. Add the cooking wine, soy bean paste and black bean paste until there is a clear aromatic smell. Add the red chili and ginger. Stir to mix well. Add the chicken soup, bean curd, soy sauce and salt, and bring to a boil. Turn to a low fire to simmer. Before the soup is all gone, add the MSG. Thicken the remaining soup with the mixture of cornstarch and water. Add the sectioned garlic leaves and sprinkle on the powder of Chinese prickly ash. Now it is ready to serve.

Features: Very appetizing.

Taste: Spicy and delicious.

麻辣豆腐
Spicy Bean Curd

