

A.S. HORNBY

OXFORD
PROGRESSIVE
ENGLISH
COURSE
BOOK 1

6
12

A. S. Hornby

Oxford
Progressive English
Course

Book ~~One~~
~~One~~

Oxford University Press

Oxford University Press, Walton Street, Oxford OX2 6DP

OXFORD LONDON GLASGOW NEW YORK TORONTO MELBOURNE WELLINGTON
CAPE TOWN IBADAN NAIROBI DAR ES SALAAM LUSAKA ADDIS ABABA
DELHI BOMBAY CALCUTTA MADRAS KARACHI KUALA LUMPUR
SINGAPORE JAKARTA HONG KONG TOKYO

ISBN 0 19 432111 8

*First published (under the title
Oxford Progressive English for Adult Learners)*

1954

Twenty-first impression 1977

OXFORD PROGRESSIVE
ENGLISH COURSE

This Course consists of three books, each covering
one year's work. The texts of all three books are
available on tape from the Tutor-Tape Company, Ltd.
2 Replingham Road, London, S.W.18.

PRINTED IN GREAT BRITAIN BY HEADLEY BROTHERS LTD
109 KINGSWAY LONDON WC2B 6PX AND ASHFORD KENT

SOUNDS AND SPELLINGS

NOTES ON THE PHONETIC SYMBOLS

The mark : indicates length. The vowel in *sit* is short. The vowel in *seat* is long. There is a difference in quality between the vowels in *sit* and *seat*. The two words are transcribed *sɪt* and *si:t*. This mark does not show the relative length of vowels. *Seat* and *seed* are both transcribed with the vowel *i:*, but the vowel in *seed* is longer than the vowel in *seat*. In the noun *record* 'reko:d the vowel *o:* is shorter than the vowel *o:* in the verb *record* ri'ko:d.

The mark ' indicates a stressed syllable. It is placed in front of the stressed syllable: *many* 'meni, *teacher* 'ti:tʃə.

The mark , indicates a secondary stress: *examination* ig,zami'neɪʃn. This word has a secondary stress on the second syllable and a primary stress on the fourth syllable.

The asterisk (*) indicates the possibility of r-linking. Compare:

Where was it?

weə 'woz it?

Where is it?

weər 'ɪz it?

The r-sound is used when the word immediately following begins with a vowel sound.

A phonetic symbol is in some cases printed in parenthesis. This indicates that the sound may be omitted. *Change* is transcribed tʃeɪn(d)ʒ. This indicates that the word may be pronounced either as tʃeɪndʒ or as tʃeɪnʒ.

CONSONANTS

*Phonetic
Symbol*

Examples

p	pen	pen	put	put
b	bag	bag	box	boks
t	ten	ten	put	put
d	desk	desk	head	hed
k	come	kʌm	back	bak
g	go	gou	bag	bag
m	mouth	mauθ	him	him
n	name	neim	near	niə*
ŋ	coming	'kʌmiŋ	English	'iŋgliʃ
l	look	luk	letter	'letə*
f	face	feis	knife	naif
v	five	faiv	knives	naivz
θ	three	θri:	mouth	mauθ
ð	these	ði:z	they	ðei
s	six	siks	face	feis
z	nose	nouz	his	hiz
ʃ	she	ʃi:	fish	fɪʃ
ʒ	pleasure	'pleʒə*	measure	'meʒə*
r	right	rait	rub	rʌb
h	hat	hat	head	hed
tʃ	touch	tʌtʃ	teacher	'ti:tʃə*
dʒ	J, j	dʒei	John	dʒon
w	window	'windou	what	wot
j	you	ju:	yes	jes

VOWELS AND DIPHTHONGS

<i>Phonetic Symbol</i>	<i>Examples</i>			
i:	these	ði:z	three	θri:
ɪ	this	ðɪs	sit	sɪt
e	desk	desk	head	hed
ʌ	hat	hæt	back	bæk
a:	arm	ɑ:m	glass	glɑ:s
ɒ	box	bɒks	clock	klok
o:	wall	wɔ:l	draw	dro:
u	book	buk	put	put
u:	who	hu:	too, two	tu:
ʌ	come	kʌm	rub	rʌb
ə:	her	hə:*	word	wə:d
ə	the	ðə	under	'ʌndə*
eɪ	face	feɪs	name	neɪm
oʊ	go	gou	nose	nouz
aɪ	five	faɪv	eye	aɪ
aʊ	mouth	maʊθ	down	daʊn
ɔɪ	boy	boɪ	point	poɪnt
ɪə	here	hɪə*	near	nɪə*
eə	chair	tʃeə*	where	weə*
ʊə	you're	juə*	poor	puə*

THE ENGLISH ALPHABET

A	a	ei, -z	N	n	en, -z
B	b	bi:, -z	O	o	ou, -z
C	c	si:, -z	P	p	pi:, -z
D	d	di:, -z	Q	q	kju:, -z
E	e	i:, -z	R	r	a:*, -z
F	f	ef, -s	S	s	es, -iz
G	g	dʒi:, -z	T	t	ti:, -z
H	h	eitʃ, -iz	U	u	ju:, -z
I	i	ai, -z	V	v	vi:, -z
J	j	dʒei, -z	W	w	'dʌblju:, -z
K	k	kei, -z	X	x	eks, -iz
L	l	el, -z	Y	y	wai, -z
M	m	em, -z	Z	z	zɛk, -z ¹

¹ (U.S.A.) zi:, -z

CONTENTS

SOUNDS AND SPELLINGS:

NOTES ON THE PHONETIC SYMBOLS	v
CONSONANTS	vi
VOWELS AND DIPHTHONGS	vii
THE ENGLISH ALPHABET	viii
PICTURE-LESSON ONE	I
READING-TEXT ONE	3
PICTURE-LESSON TWO	4
READING-TEXT TWO	5
FOR STUDY	6
READING-TEXT THREE	7
READING-TEXT FOUR	12
FOR STUDY	15
READING-TEXT FIVE	16
FOR STUDY	19
READING-TEXT SIX	21
FOR STUDY	24
READING-TEXT SEVEN	27
READING-TEXT EIGHT	32
FOR STUDY	35
READING-TEXT NINE	37
FOR STUDY	41
READING-TEXT TEN	44
FOR STUDY	46
READING-TEXT ELEVEN	47
FOR STUDY	50
READING-TEXT TWELVE	52
FOR STUDY	56

READING-TEXT THIRTEEN	57
FOR STUDY	61
READING-TEXT FOURTEEN	63
FOR STUDY	67
READING-TEXT FIFTEEN	69
FOR STUDY	73
READING-TEXT SIXTEEN	75
FOR STUDY	78
READING-TEXT SEVENTEEN	81
FOR STUDY	85
READING-TEXT EIGHTEEN	86
FOR STUDY	89
READING-TEXT NINETEEN	91
FOR STUDY	96
READING-TEXT TWENTY	98
FOR STUDY	102
READING-TEXT TWENTY-ONE	105
FOR STUDY	109
READING-TEXT TWENTY-TWO	111
FOR STUDY	114
READING-TEXT TWENTY-THREE	117
FOR STUDY	122
READING-TEXT TWENTY-FOUR	124
FOR STUDY	129
READING-TEXT TWENTY-FIVE	131
FOR STUDY	135
COMPOSITION EXERCISES	137
IRREGULAR VERBS	175
PRONOUNCING VOCABULARY	177
PROPER NAMES	192
GRAMMATICAL TERMS	194
INDEX	195

PICTURE-LESSON ONE

1




What is this?
This is a table.
It is a table.

2




What is this?
This is a chair.
It is a chair.

3




Is this a chair? No, this is
not a chair; it is a desk.

4




What are these? They are tables.

5



What are these? They are desks.

6



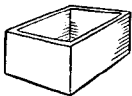
Are these desks? No, they are not desks; they are chairs.

7




What is this?
This is a book.

8






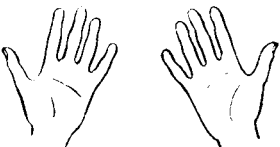




Is this a book, too?
No, this is not a book.
This is a box.

9



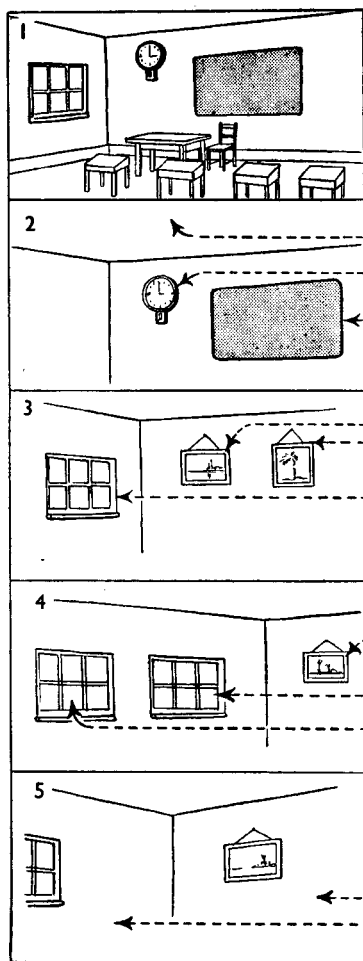
What is this?
This is a clock.

<p>10</p>  <p>This is a face.</p>	<p>11</p>  <p>These are faces.</p>
<p>12</p>  <p>This is a glass.</p>	<p>13</p>  <p>These are glasses.</p>
<p>14</p>  <p>This is a hand.</p>	<p>15</p>  <p>These are hands.</p>
<p>16</p>  <p>This is a hat.</p>	<p>17</p>  <p>These are hats.</p>

READING-TEXT ONE

- | | |
|---|--|
| <p>1. What is (What's) this?
This is a table.
It is (It's) a table.</p> | <p>ˈwɒts ðɪs?
ðɪs ɪz ə ˈteɪbl.
ɪts ə ˈteɪbl.</p> |
| <p>2. What is (What's) this?
This is a chair.
It is (It's) a chair.</p> | <p>ˈwɒts ðɪs?
ðɪs ɪz ə ˈtʃeə.
ɪts ə ˈtʃeə.</p> |
| <p>3. Is this a chair?
No, this is not a chair.
It is (It's) a desk.</p> | <p>ˈɪz ðɪs ə ˈtʃeə?
ˈnəʊ, ðɪs ɪz ˈnɒt ə ˈtʃeə.
ɪts ə ˈdesk.</p> |
| <p>4. What are these?
They are (They're) tables.</p> | <p>ˈwɒt ə ˈði:z?
ðeɪə ˈteɪblz.</p> |
| <p>5. What are these?
They are (They're) desks.</p> | <p>ˈwɒt ə ˈði:z?
ðeɪə ˈdesks.</p> |
| <p>6. Are these desks?
No, they are not desks;
they are (they're) chairs.</p> | <p>ˈɑ: ˈði:z desks?
ˈnəʊ, ðeɪə ˈnɒt desks;
ðeɪə ˈtʃeəz.</p> |
| <p>7. What is (What's) this?
This is a book.</p> | <p>ˈwɒts ðɪs?
ðɪs ɪz ə ˈbʊk.</p> |
| <p>8. Is this a book, too?
No, this is not a book.
This is a box.</p> | <p>ˈɪz ðɪs ə ˈbʊk, ˈtu:?
ˈnəʊ, ðɪs ɪz ˈnɒt ə ˈbʊk.
ðɪs ɪz ə ˈbɒks.</p> |
| <p>9. What is (What's) this?
This is a clock.</p> | <p>ˈwɒts ðɪs?
ðɪs ɪz ə ˈklɒk.</p> |
| <p>10. This is a face.</p> | <p>ðɪs ɪz ə ˈfeɪs.</p> |
| <p>11. These are faces.</p> | <p>ði:z ə ˈfeɪsɪz.</p> |
| <p>12. This is a glass.</p> | <p>ðɪs ɪz ə ˈglɑ:s.</p> |
| <p>13. These are glasses.</p> | <p>ði:z ə ˈglɑ:sɪz.</p> |
| <p>14. This is a hand.</p> | <p>ðɪs ɪz ə ˈhænd.</p> |
| <p>15. These are hands.</p> | <p>ði:z ə ˈhændz.</p> |
| <p>16. This is a hat.</p> | <p>ðɪs ɪz ə ˈhæt.</p> |
| <p>17. These are hats.</p> | <p>ði:z ə ˈhæts.</p> |

PICTURE-LESSON TWO



What is this? This is
a classroom.

2

That is the ceiling.
That is the clock.
That is the black-
board.

3

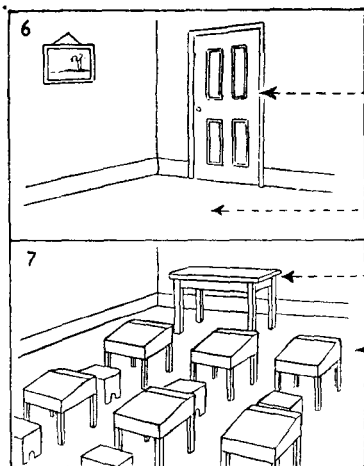
Those are pictures.
That is a window.

4

That is a picture.
Those are windows.

5

Those are walls.



That is the door.

That is the floor.

That is the table.

Those are desks.

READING-TEXT TWO

1. What is (What's) this?

This is a classroom.

2. That is (That's) the ceiling.

That is (That's) the clock.

That is (That's) the blackboard.

3. Those are pictures.

That is (That's) a window.

4. That is (That's) a picture.

Those are windows.

5. Those are walls.

6. That is (That's) the door.

That is (That's) the floor.

7. That is (That's) the table.

Those are desks.

ˈwɒts ɪs ɪz?

ɪs ɪz ə ˈklɑːsrʊm.

ðætɪz ðə ˈsiːlɪŋ.

ðætɪz ðə ˈklɒk.

ðætɪz ðə ˈblækboːd.

ðəʊz ə ˈpɪkʃəz.

ðætɪz ə ˈwɪndəʊ.

ðætɪz ə ˈpɪkʃə.

ðəʊz ə ˈwɪndəʊz.

ðəʊz ə ˈwɔːlz.

ðætɪz ðə ˈdɔː.

ðætɪz ðə ˈflɔː.

ðætɪz ðə ˈteɪbəl.

ðəʊz ə ˈdesks.

FOR STUDY

TABLE No. 1

This That It	is (not) isn't	a	table chair desk book picture
Is	this that it	the	ceiling floor blackboard
These Those They	are (not) aren't		chairs desks books hats
Are	these those they		pictures windows walls

PLURAL ENDINGS

s

hat	hat	hats	hats
desk	desk	desks	desks
book	buk	books	buks
clock	klok	clocks	kloks


z

table	'teɪbl	tables	'teɪblz
wall	wɔ:l	walls	wɔ:lz
chair	tʃeə	chairs	tʃeəz
ceiling	'si:lɪŋ	ceilings	'si:lɪŋz
picture	'pɪktʃə	pictures	'pɪktʃəz

iz

face	feɪs	faces	'feɪsɪz
glass	'glɑ:s	glasses	'glɑ:sɪz
box	bɒks	boxes	'bɒksɪz


READING-TEXT THREE



☞ This is a letter. It is the letter 't'.
ðis iz ə ʌletə. its ðə letə ʌti:.



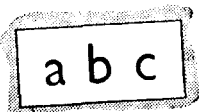
☞ What is this? This is a letter, too. It is the letter 'd'.
wɒts ðis? ðis iz ə letə. ʌtu: its ðə letə ʌdi:.



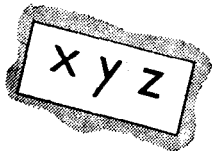
☞ These are letters. They are the letters 'p' and 'b'.
ðeiz ə letəz. ðeiz ðə letəz ʔpi: ənd ʌbi:.



☞ Is this a letter? Yes, it is. Is it the letter 'p'? No, it is not the letter 'p'; it is the letter 'q'.
iz ðis ə letə? ʌjes, it ʌz. ʔiz it ðə letə ʔpi: ʌnu:, its ʌnot ðə letə pi:; its ðə letə ʌkju:.




☞ What are these? They are letters. They are the letters 'a', 'b' and 'c'.
wɒt ə ʌði:z? ðeiz ʌletəz. ðeiz ðə letəz ʔei, bi: ənd ʌsi:.



☞ What are these? These are letters, too. They are the letters 'x', 'y' and 'z'.
wɒt ə ʌði:z? ðeiz ə letəz, ʌtu:. ðeiz ðə letəz ʔeks, wai ənd ʌzed.



☞ Is this the letter 'p' or the letter 'q'? It is the letter 'p'.
iz ðis ðə letə ʔpi: o: ðə letə ʌkju: ʔits ðə letə ʌpi:.



☞ Are these letters? Yes, they are. These are capital letters.

ˊa: ʃði:z letəz? \jes, ðei \a:. ði:z ə \kəpɪtl letəz.



☞ Are these capital letters? No, they are not. They are small letters.

ˊa: ʃði:z kəpɪtl letəz? \nou, ðeɪə \not. ðeɪə \smo:l letəz.



☞ Is this a small 'a' or a capital 'a'? It is a small 'a'.

ˊiz ðɪs ə ʃsmo:l ei o:r ə \kəpɪtl ei? Its ə \smo:l ei.



☞ What is this? This is a capital 'P'.

ˊwɒts ðɪs? ðɪs iz ə ˊkəpɪtl ʋpi:.



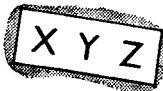
☞ What are these? These are small letters. They are the letters 't' and 'd'.

ˊwɒt ə \ði:z? ði:z ə ˊsmo:l \letəz. ðeɪə ðə letəz ˊti: ən \di:.




☞ What are these? They are the small letter 't' and the capital letter 'T'.

ˊwɒt ə \ði:z? ðeɪə ðə ʃsmo:l letə ti: ənð ðə \kəpɪtl letə ti:.



☞ What are these? They are the capital letters 'X', 'Y' and 'Z'.

ˊwɒt ə \ði:z? ðeɪə ðə kəpɪtl letəz ˊeks, wai ənð \zed.



☞ What are these? Are they small letters or capital letters? They are small letters; they are the small letters 'm', 'n' and 'o'.

ˊwɒt ə \ði:z? ˊa: ðei ʃsmo:l letəz o: \kəpɪtl letəz? ðeɪə \smo:l letəz; ðeɪə ðə smo:l letəz ˊem, en ənð \ou.