



煤炭技工学校“十一五”规划教材

中国煤炭教育协会职业教育教材编审委员会 编

实用英语

great, black birds from flying down out of the sky
corn before it could grow.
very comfortable and not at all happy.
led to a fence post he could never lie down at night,

nor go into the house to cool himself in the heat of the day.
Neither could he look up and watch the white clouds sailing through the sky,
for his slouch hat was pulled too far down on his forehead.

煤炭工业出版社

煤炭技工学校“十一五”规划教材

实 用 英 语

中国煤炭教育协会职业教育教材编审委员会 编

煤炭技工学校“十一五”规划教材

实 用 英 语

中国煤炭教育协会职业教育教材编审委员会 编

煤炭工业出版社 出版

(北京市朝陽區朝陽門外大街15号 100027)

网址: www.cpi.cn

煤炭工业出版社印刷厂 印刷

新华书店北京发行所 发行

开本 787mm×1092mm^{1/16} 印张 15

字数 350千字 印数 1—5,000

2007年5月第1版 2007年5月第1次印刷

ISBN 978-7-5020-3018-3/H·3

社内编号 316 定价 30.00元

煤 炭 工 业 出 版 社

版权所有 侵权必究

本书如·北 京· 发现质量问题,本社负责调换

煤炭技工学校“十一五”规划教材

实 用 英 语

中国煤炭教育协会职业教育教材编审委员会 编

*

煤炭工业出版社 出版

(北京市朝阳区芍药居 35 号 100029)

网址: www.cciph.com.cn

煤炭工业出版社印刷厂 印刷

新华书店北京发行所 发行

*

开本 787mm×1092mm¹/₁₆ 印张 15

字数 350 千字 印数 1—5,000

2007 年 5 月第 1 版 2007 年 5 月第 1 次印刷

ISBN 978-7-5020-3019-3/H3

社内编号 5818 定价 30.00 元

(含光盘)

版权所有 违者必究

本书如有缺页、倒页、脱页等质量问题,本社负责调换

中国煤炭教育协会职业教育教材编审委员会

名誉主任	朱德仁					
主任	邱江					
常务副主任	刘富					
副主任	刘爱菊	吕一中	肖仁政	张西月	郝临山	魏焕成
	曹允伟	仵自连	桂和荣	雷家鹏	张贵金	韩文东
	李传涛	孙怀湘	程健业			
秘书长	刘富(兼)					
委员	(按姓氏笔画为序)					
	朱宪民	王枕	王明生	王树明	王朗辉	甘志国
	白文富	仵自连	任秀志	刘爱菊	刘富	吕一中
	孙怀湘	孙茂林	齐富全	何富贤	余传栋	吴丁良
	张久援	张先民	张延刚	张西月	张贵金	张瑞清
	李传涛	肖仁政	辛洪波	邱江	邹京生	陈季言
	屈新安	林木生	范洪春	侯印浩	赵杰	赵俊谦
	郝临山	夏金平	桂和荣	涂国志	曹中林	梁茂庆
	曾现周	温永康	程光岭	程建业	董礼	谢宗东
	谢明荣	韩文东	雷家鹏	题正义	魏焕成	
主编	汪庆梅					
副主编	宋兴元					
参编	杨柳	王惠	庞文芳	任翠菊	张宗泉	
录音	刘娜	赵珊珊				
	赵珊珊	宋兴元				

前 言

为适应煤炭工业新形势对煤炭职业教育和职工培训工作的要求,加快煤炭职业教育教材建设步伐,坚持“改革创新、突出特色、提高质量、适应发展”的指导思想,完成“创新结构、配套专业、完善内容、提高质量”的工作任务,中国煤炭教育协会职业教育教材编审委员会于2004年5月份召开了第一次全体会议,对煤炭行业职业教育教材建设工作提出了具体意见和要求。经过几年的工作,煤炭行业职业教育教材建设工作进展顺利,煤炭行业职业教育教材建设“十一五”规划已经完成,新的教学方法研究和新的教材开发都取得了可喜成绩。一套“结构科学、特色突出、专业配套、质量优良”的煤炭技工学校通用教材正在陆续出版发行,将为煤炭职业教育的不断发展提供有力的技术支持。

这套教材主要适用于煤炭技工学校教学及工人在职培训、就业前培训,也适合具有初中文化程度的工人自学和工程技术人员参考。

《实用英语》是这套教材中的一种,是根据经劳动和社会保障部批准的全中国煤矿技工学校统一教学计划、教学大纲的规定编写的,经中国煤炭教育协会职业教育教材编审委员会审定,并认定为合格教材,是全国煤炭技工学校教学,工人在职培训、就业前培训的必备的统一材料。

本教材由江苏工贸高级技工学校茆庆梅同志主编,茆庆梅、杨柳编写了Unit1~Unit4,王惠、茆庆梅编写了Unit5~Unit6,庞文芳、杨柳、任翠菊编写了Unit7~Unit8,张宗泉、刘娜编写了Unit9~Unit12,赵珊珊、宋兴元编写了Unit13~Unit16及Supplementary Reading。另外,在本教材的编写过程中,得到了有关煤炭技工学校的广大教师和煤矿企业有关工程技术人员的大力支持和帮助,在此一并表示感谢。

由于时间仓促,书中难免有不当之处,恳请广大读者批评指正。

中国煤炭教育协会职业教育教材
编审委员会

Contents

Unit 1	Greetings and Introductions	1
Unit 2	Manners	9
Unit 3	Family and Friends	17
Unit 4	Food and Drink	26
Unit 5	Shopping	35
Unit 6	Computers	43
Unit 7	School and School life	51
Unit 8	Holiday	58
Unit 9	Famous People	67

Unit 10	Traffic	75
Unit 11	Traveling	82
Unit 12	Health	90
Unit 13	Olympic Games	98
Unit 14	Weather	107
Unit 15	Television and Advertisement	115
Unit 16	A New Job	123
Supplementary Reading		132
New Words & Expressions		136
Grammar		146

Unit 1 *Greetings and Introductions*

By the end of this unit you will be able to

- ☆ know how to greet people.
- ☆ introduce yourself to others.
- ☆ introduce people to each other.
- ☆ get some information about others.

Welcome to the unit

单元音:

前元音 /i:/ /ɪ/ /e/ /æ/

[bi:] [i:t] [mi:t] [pig] [big] [did] [bed] [pen] [eg] [bæd] ['æpl] [dæd]

Listening

Warm-up

Match the response in the box to each greeting.

1. Good morning, Smith.

2. How are you?



3. How is everything with you?

4. How are things?

5. This is my friend John Smith.

6. Long time no see. How are you?

7. How is your father?




- | | |
|----------------------------|--------------------------|
| A. Pretty well, thank you. | B. I'm pretty well. |
| C. Morning, Liu. | D. He's much better now. |
| E. The same as usual. | F. Not bad. Thank you. |
| G. How do you do? | |

Task 1

First try to guess the jobs of the following people. And then listen to the tape and find where they are from.

an English teacher
a taxi driver a doctor
a postman a student

A. Germany B. America
C. China D. Japan E. France

PEOPLE: 

JOB: _____

COUNTRY: _____


Task 2

Listen to the tape and choose the correct answer.

1. What's the name of the speaker?
A. Sam B. Tim C. Tom
2. Where does he come from?
A. the UN B. the USA C. Australia
3. Whom does he live with?
A. his parents B. his brother C. his parents and his brother
4. What does he like in his spare time?
A. playing baseball
B. playing basketball and football
C. singing and dancing
5. Does Sam like singing and dancing?
A. Yes, he does. B. No, he doesn't. C. No one knows.

Task 3

Listen to the tape and fill in the blanks with correct words.



1. My _____ is Sam. I am _____. I am a bank _____ in London. I work in an _____ in the city. The office has a _____ and a _____. A _____ and a vase are on the desk.
2. I live in a house in the country. The house has a _____, a dining-room, and a _____. It also has _____ bedrooms, and bathrooms. It is very _____ in the country.

Speaking

Sentence Patterns

May I introduce myself? My name is ...

Lily, may I introduce ... to you?

This is Mr. White.

May I know your name?

What's your name?

My name is ...

Where are you from?

I'm from America.

How do you do?

Nice/Glad to meet you.

Task 1

Dialogue

(Lily is in her classroom. She shares a desk with Wang Hua, a boy student. Today is the first day of the new term. Now the two students are introducing themselves to each other.)

Lily: Hello. May I introduce myself? My name is Lily. I'm from America.

Wang: Oh, hello, Lily. Glad to meet you. I'm Wang Hua. I'm the monitor of the class.

Lily: Glad to meet you, Wang. I'm lucky to have you as my deskmate.

Wang: I'm lucky, too. Please don't hesitate to let me know whenever you need help.

Lily: I will. Thank you, Wang.

Task 2

Substitution drills

1. May I introduce myself? My name is **Wang Hua**.

Li Hui

Ma Ping

2. *Lily*, may I introduce *Wang Hua* to you?

Mary

Li Hui

John

Ma Ping

3. I am from *America*.

Japan

France

4. *Glad* to meet you.

Nice

Pleased

5. I'm lucky to have you as my *deskmate*.

classmate

workmate

Task 3

Practice the dialogue in pairs using the words in the box.

Germany	German	German
Australia	Australian	English
Japan	Japanese	Japanese
Canada	Canadian	English/French
China	Chinese	Chinese
France	French	French
America	American	English

A: Are you from...?

B: No, I'm not.

A: Where are you from?

B: I'm from...

A: So you are...

B: That's right.

A: And you speak...?

B: That's correct.

Task 4

Imagine that you are having a birthday party. Invite an old friend, a new friend and a foreign student to the party. Work in Pairs. Take turns to greet each other and make introductions.

Expressions to refer to

Mr. Li, this is Mr. Brown. He is from France.

Mr. Wang, may I introduce Mr. Brown to you?

I would like to introduce Mr. Brown.

I'd like you to meet Mr. Brown.

I don't think you have met Mr. Brown.

How do you do?

Nice to meet you.

Time to enjoy:



“Who are you”和 “How are you”

某国总统到一英语国家访问，临行前让翻译教他几句常用语，翻译对他说：“见面时说 'How are you?' 对方会回答 'Fine, thank you, and you?' 你回答 'Me, too.' 就行了。”谁知道总统在机场见面时一紧张不知怎么就把 “How are you?” 说成了 “Who are you?” 那个英语国家的总统在吃惊的同时，看到了在身边陪同的妻子海伦，灵机一动，就幽默地回答道：“I'm Helen's husband.” 来访总统十分肯定地回应道：“Me, too.”

Reading

Task 1

Do you know the meaning of the words and phrases in boldface type(黑体字)? If not, please find and learn them.

Passage

Professor White

Professor White begins her first class. She **introduces** herself to her students.

Good morning, everyone! This is our first lesson and I'd like to introduce myself to you. You know, I'm from the United States. **Actually** I was born in England and then my family moved to the States when I was a little girl. You can see that I have **brown curly** hair and blue eyes. I'm 170 cm tall and **perhaps** a little **bit overweight**. I like Chinese **culture** so much that my **hobbies** are Chinese **painting** and Beijing **Opera**. I enjoy Chinese food and I'm also quite **skilled** in using **chopsticks**. I would like to be your friend not only in class, but also after class. Oh, my name is

Helen White. Please call me Helen. Now, do you have any more questions about me?

Task 2 Practice

I. Are the following statements true(T) or false(F) according to the passage?

- ☐ 1. Professor White is introduced to the students of each class.
- ☐ 2. She was born and grew up in England.
- ☐ 3. She has brown hair and blue eyes.
- ☐ 4. She is very interested in Chinese culture.
- ☐ 5. She likes Chinese food very much although she can't use chopsticks well.
- ☐ 6. She would like to make friends with her students.

II. Translate the phrases in the blanks into English.

- 1. I'd like to _____ (介绍) myself to you.
- 2. I'm from _____ (美国).
- 3. I was _____ (出生) in England.
- 4. I'm also quite _____ (擅长的) in using chopsticks.
- 5. I'm _____ (1.7 米) tall and I have _____ (棕色卷发) and blue eyes.
- 6. I like Chinese _____ (文化) so much.
- 7. My hobbies are _____ (中国画) and _____ (京剧).
- 8. I enjoy _____ (中国美食).

III. Translate the following sentences into English.

- 1. 我有着棕色的卷发和蓝色的眼睛。

- 2. 我非常喜欢中国文化, 所以我非常喜欢中国画和京剧。

- 3. 我喜欢中国菜, 而且我的筷子用得很熟练。

- 4. 我来做个自我介绍。

- 5. 我很愿意成为你们的朋友, 不仅在课上, 还有课后。

IV. Fill in the blanks with proper words and expressions in the box.

not only...but also lucky share sth. with sb. have sb. as
overweight be skilled in introduce sb. to sb. be from


- 1. I left my book home. Would you mind _____ a book _____ me?
- 2. A: I met Yao Ming on the street yesterday.
B: Oh my god! You are so _____.

3. Mrs. White is _____ our teacher _____ our friend.
4. I am very happy to _____ you _____ my partner.
5. I must be on a diet from now on. I am a bit _____.
6. When my father was a child, he _____ making wooden guns.
7. Kate wants to _____ her friend Lucy _____ me.
8. Our new classmate _____ Canada.

Writing

Task 1

Look at the picture and answer the following questions according to the information given.



Name: Lindsay
Age: 20
Nationality: U.S.A.
Features: beautiful, an oval face,
blue eyes, with golden hair
Occupation: actress
Likes: swimming

1. What's the girl's name?

2. How old is she?

3. Where is she from?

4. What does the girl look like?

5. What's her job?


6. What does she like?

Task 2

Write a self-introduction, using the right words and expressions you've learned in this unit.

More to Learn

Learn the following words and phrases by yourself.



Enter 确认 **Insert** 插入

Delete 删除 **End** 结束

Page Up/Page Down 上页/下页

Backspace 回退

Caps lock 大小写锁定键

ESC 取消 **keyboard** 键盘

Ctrl 控制键 **mouse** 鼠标

1. What's the girl's name?
2. How old is she?
3. Where is she from?
4. What does the girl look like?
5. What's her job?
6. What does she like?

Write a self-introduction, using the right words and expressions you've learned in this unit.

Unit 2 Manners

By the end of the unit you will be able to

- ☆ be familiar with friendly manners in everyday life.
- ☆ how to communicate with the people in social situations.
- ☆ know what is polite and what is impolite.
- ☆ know the different customs in different countries.

Welcome to the unit

中元音 /ə:/ /ə/ /ʌ/

[hə:] [bə:d] [ge:l] ['leɪə] ['fɔ:mə] [fə'get] [bʌs] [lʌv] [kʌt]

Listening

Warm-up

What do you say in this situation?

1. You don't hear something very well. What do you say?

2. Someone gives you something. How do you thank him or her?

3. You want to speak to someone. What do you say first?

4. You want to greet someone. It's 8:30 a.m.

5. You do something wrong. What do you say?


6. Which word do you use when you ask for something?

7. How do you say it was good to see someone?

8. How do you ask about a person's health?

9. What do you say when you leave someone?

10. What do you say when asking someone the way?



Task 1

Listen to the tape and choose the proper answer for each dialogue.

1. — _____
—That's all right. The past is past.
2. — _____
—Forget it.
3. —It's so kind of you to do all this for me.
— _____
4. —You look so great today!
— _____
5. —I've got an A for my work!
— _____

- A. I'm sorry for this.
B. My pleasure.
C. Congratulations.
D. Can you forgive me?
E. Thank you.

Task 2

Listen to the tape and choose the correct answer.

1. What's the passage talking about?
A. manners B. shaking hands C. introducing and greeting
2. We learn not to _____ with our mouths full?
A. talk B. eat C. stand
3. We learn _____ to shake hands and _____ to stand and when to sit.
A. when; what B. how; when. C. how; how
4. We learn the _____ to introduce and greet people.
A. way B. why C. white
5. Sometimes _____ manners in one place may be _____ manners somewhere else.
A. good; bad B. goods; bad C. good; bad



Task 3

Listen to the tape and fill in the blanks with correct words.

1. A: _____, please?
B: I don't know.
A: Are you married?
B: I _____.
A: _____ do you earn _____?
B: I don't want to _____ such things with you, bye-bye.
2. A: I _____! I simply can't _____ French!