



2007中国城市(镇) 生活与价格年鉴

CHINA URBAN
LIFE AND PRICE YEARBOOK

国家统计局城市社会经济调查司 编

Compiled by
Department of Urban Society and Economic Statistics,
National Bureau of Statistics of China



 中国统计出版社
China Statistics Press


2007中国城市(镇) 生活与价格年鉴


CHINA URBAN LIFE AND PRICE YEARBOOK

国家统计局城市社会经济调查司 编

Compiled by

Department of Urban Society and Economic Statistics,
National Bureau of Statistics of China



 中国统计出版社
China Statistics Press

(京)新登字 041 号

图书在版编目(CIP)数据

中国城市(镇)生活与价格年鉴. 2007/国家统计局城市社会经济调查司编.

—北京:中国统计出版社,2007.10

ISBN 978-7-5037-5259-9

I. 中…

II. 国…

III. ①城镇—职工家庭收支调查—统计资料—中国—2007—年鉴

②物价管理—统计资料—中国—2007—年鉴

IV. F126.2—66 F726.7—66

中国版本图书馆 CIP 数据核字(2007)第 134336 号

中国城市(镇)生活与价格年鉴—2007

作 者/国家统计局城市社会经济调查司

责任编辑/马 平

装帧设计/艺编广告

出版发行/中国统计出版社

通信地址/北京市西城区月坛南街 57 号 邮政编码/100826

办公地址/北京市丰台区西三环南路甲 6 号

网 址/www.stats.gov.cn/tjshuua

电 话/(010)63459084 63266600—22500(发行部) 63321207(编辑部)

印 刷/河北天普润印刷厂

经 销/新华书店

开 本/880×1230mm 1/16

字 数/698 千字

印 张/23.25

印 数/1—1500 册

版 别/2007 年 10 月第 1 版

版 次/2007 年 10 月第 1 次印刷

书 号/ISBN 978-7-5037-5259-9/F·2551

定 价/208.00 元

版权所有。未经许可,本书的任何部分不准以任何方式在世界任何地区以任何文字翻印、拷贝、仿制或转载。
中国统计版图书,如有印装错误,本社发行部负责调换。

《中国城市(镇)生活与价格年鉴—2007》

编委会和编辑人员

编委会

名誉主任：张为民

主任：魏贵祥

副主任：庞晓林 程学斌 汪小青

编委：刘文华 刘建伟 马晓明 陈小龙

王有捐

编辑部工作人员

总编辑：陈晓杰

编辑人员：王青青 阙晓清 帅蓉 许福建

崔如春 谭晓梅 王田合 张丽萍

2007 CHINA URBAN LIFE AND PRICE YEARBOOK

Editorial Board And Staff

Editorial Board

Reputation Chairman: Zhang Weimin

Chairman: Wei Guixiang

Vice-Chairman: Pang Xiaolin Cheng Xuebin Wang Xiaoqing

Editorial Board: Liu Wunhua Liu Jianwei Ma Xiaoming
Chen Xiaolong Wang Youjuan

Editorial Staff

Editor-in-Chief: Chen Xiaojie

Editorial Staff: Wang Qingqing Que Xiaoqing Shuai Rong
Xu Fujian Cui Ruchun Tan Xiaomei
Wang Tianhe Zhang Liping

编者说明

一、《中国城市（镇）生活与价格年鉴—2007》是在《城镇居民家庭收支调查资料》与《中国物价统计年鉴》的基础上，对资料进行了充实和重新编排，增加了英文对照。本年鉴系统收录了2006年度城镇居民家庭收支调查资料、城市发展基本情况资料、价格调查资料，是一部比较全面地反映中国城市（镇）人民生活水平和各类价格指数的专业性综合年鉴。

二、年鉴分四个主要部分，第一部分，城镇居民家庭收入和消费；第二部分，城市资源与经济；第三部分，城市生活质量与环境；第四部分，价格指数。篇末附有主要统计指标解释。

三、本年鉴所涉及的全国性统计数据，均未包括香港、澳门特别行政区和台湾省数据。

四、年鉴资料中所使用的度量单位均采用国际统一标准计量单位。

五、资料中的城市为地级及以上城市。城市统计数据由各市统计部门或调查队采集。城市中的“全市”为城市全部行政区域，包括城区、郊区、市辖县；“市辖区”包括城区、郊区，不包括市辖县。

六、资料中的城镇居民家庭收支调查资料和物价调查资料为抽样调查资料，引用时须注意代表性误差。

七、城镇居民家庭收支调查（又称住户调查）和价格指数调查，是由国家统计局城市社会经济调查司组织实施，国家统计局各调查总队及抽中市（县）的调查队依据国家统计局统一制定的调查方案具体操作的。

八、年鉴符号使用说明：“空格”表示无该项数据或数据不详；*号表示本表下有注释，#号表示其中数。

PREFACE

I. China Urban Life and Price Yearbook 2007 mainly uses data of two books Data of urban households' income and expenditure and China Price Statistical Yearbook, with the English explanation and abundance in contents and re-organization in editing mode. The yearbook is a professional annual statistics publication, which covers very comprehensive data in 2006 of urban households' income and expenditure, basic condition of urban development and price indices.

II. The yearbook contains four main chapters, 1. the urban households' income and expenditure; 2. Resources and economics in urban area; 3. Quality of life and circumstance in urban area; 4. Price indices. In addition, Explanatory Notes on Main Statistical Indicators are provided at the end of the yearbook.

III. The national data in this yearbook do not include that of Hong Kong SAR (Special Administrative Region), Macao SAR and Taiwan province.

IV. The units of measurement used in this yearbook are in accordance with internationally standard measurement units.

V. The urban areas in this yearbook are the cities at prefecture level and above. The urban data are collected by the municipal statistical sector or the survey organization at different level; "All cities" in this yearbook is the whole administrative district of a city, including the city and suburb district and counties under the jurisdiction of city government; "Districts under city" include city and suburban district, excluded counties.

VI. The data of urban households' income and expenditure and price indices, both are collected by sample survey; attention must be paid when the data are used as quotation.

VII. Department of Urban Surveys of National Bureau of statistics in China organizes urban household's survey and price indices survey. The survey organizations of provinces, autonomous regions and municipalities directly under the central government as well as the survey organizations of the selected cities and counties collect the data in accordance with the survey scheme stipulated by NBS.

VIII. Notations used in the yearbook; "blank space" indicates that the data are unknown or are not available; "#" indicates a major breakdown of the total; "*" indicates footnotes at the end of the table.

目 录

CONTENTS

第 1 篇 收入与消费

Income and Consumption

1-1-1	城镇居民家庭可支配收入和消费支出	(3)
	Cash Income and Expenditure of Urban Household	
1-1-2	城镇居民家庭基本情况	(4)
	Basic Conditions of Urban Households	
1-1-3	最低收入户城镇居民家庭基本情况	(6)
	Basic Conditions of Lowest Income Households	
1-1-4	困难户城镇居民家庭基本情况	(6)
	Basic Conditions of Poor Households	
1-1-5	低收入户城镇居民家庭基本情况	(8)
	Basic Conditions of Low Income Households	
1-1-6	中等偏下收入户城镇居民家庭基本情况	(8)
	Basic Conditions of Lower Middle Income Households	
1-1-7	中等收入户城镇居民家庭基本情况	(10)
	Basic Conditions of Middle Income Households	
1-1-8	中等偏上收入户城镇居民家庭基本情况	(10)
	Basic Conditions of Upper Middle Income Households	
1-1-9	高收入户城镇居民家庭基本情况	(12)
	Basic Conditions of High Income Households	
1-1-10	最高收入户城镇居民家庭基本情况	(12)
	Basic Conditions of Highest Income Households	
1-1-11	最低收入户城镇居民家庭现金收支表	(14)
	Income and Expenditure in Cash of Lowest Income Households	
1-1-12	困难户城镇居民家庭现金收支表	(16)
	Income and Expenditure in Cash of Poor Income Households	
1-1-13	低收入户城镇居民家庭现金收支表	(18)
	Income and Expenditure in Cash of Low Income Households	
1-1-14	中等偏下收入户城镇居民家庭现金收支表	(20)
	Income and Expenditure in Cash of Lower Middle Income Households	
1-1-15	中等收入户城镇居民家庭现金收支表	(22)
	Income and Expenditure in Cash of Middle Income Households	

1-1-16	中等偏上户城镇居民现金收支表	(24)
	Income and Expenditure in Cash of Upple Middle Income Households	
1-1-17	高收入户城镇居民现金收支表	(26)
	Income and Expenditure in Cash of Urban High Income Households	
1-1-18	最高收入户城镇居民现金收支表	(28)
	Income and Expenditure in Cash of Highest Income Households	
1-1-19	城镇居民家庭平均每人全年购买主要商品数量	(30)
	Per Capita Annual Purchases of Major Commodities of Urban Households	
1-1-20	城镇居民家庭平均每百户年底耐用消费品拥有量	(30)
	Number of Major Durable Consumer Goods Owned Per 100 Urban Households at the Year-end	
1-2-1	城镇居民家庭基本情况 (2006 年)	(32)
	Basic Condition of Urban Households (2006)	
1-2-2	城镇居民家庭现金收入和支出 (2006 年)	(34)
	Per Capita Annual Cash Income and Expenditure of Urban Households (2006)	
1-2-3	城镇居民家庭消费支出 (2006 年)	(38)
	Per Capita Annual Living Expenditure of Urban Households (2006)	
1-2-4	城镇居民家庭消费支出构成 (2006 年)	(42)
	Composition of Per Capita Annual Living Expenditure of Urban Households (2006)	
1-2-5	按收入等级分城镇居民家庭每人全年购买主要商品数量 (2006 年)	(46)
	Per Capita Annual Purchases of Major Commodities of Urban Households by Level of Income (2006)	
1-2-6	城镇居民家庭购买主要耐用消费品数量 (2006 年)	(50)
	Per Capita Annual Purchases of Major Durable Consumer Goods of Urban Households by Level of Income (2006)	
1-2-7	城镇居民家庭平均每百户年底主要耐用消费品拥有量 (2006 年)	(52)
	Number of Durable Consumer Goods owned Per 100 Urban Households at Year-end by Level of Income (2006)	
1-3	按绝对收入分组城镇居民家庭基本情况 (2006 年)	(54)
	Basic Conditions of Urban Households by Level of Income (2006)	
1-4-1	各地区城镇居民家庭人口就业情况 (平均每户, 2006)	(58)
	Employment Status of Urban Households by Region (2006)	
1-4-2	各地区城镇居民家庭现金收入 (平均每人全年, 2006 年)	(60)
	Per Capita Annual Cash Income of Urban by Region (2006)	
1-4-3	各地区城镇居民家庭现金支出 (平均每人全年, 2006 年)	(68)
	Per Capita Annual Liring Expenditure of Urban Households by Region (2006)	
1-4-4	各地区城镇居民家庭年末主要耐用消费品拥有量 (2006 年)	(77)
	Number of Major Durable Consumer Goods Owned Per 100 Urban Households at the Year-end by Region (2006)	
1-4-5	各地区城镇居民家庭消费支出 (平均每人全年, 2006 年)	(82)

	Per Capita Annual Consumption Expenditure of Urban Households by Region (2006)	
1-4-6	各地区城镇居民家庭消费支出构成 (2006 年)	(97)
	Composition of Per Capita Annual Consumption Expenditure of Urban Households by Region (2006)	
1-5	大中城市居民家庭基本情况 (2006 年)	(112)
	Basic Condition of Urban Households of Major Cities (2006)	

第 2 篇 城市资源与经济

Urban Resources and Economy

2-1	城市人口资源分布 (2006 年)	(119)
	Distribution of Urban Population Resources (2006)	
2-2	城市土地资源分布 (2006 年)	(126)
	Distribution of Urban Land Resources (2006)	
2-3	城市劳动力与就业 (2006 年)	(133)
	Labor Force and Employees (2006)	
2-4	城市经济主要指标 (市辖区) (2006 年)	(140)
	Main Indicators of Urban Economic (Districts under City) (2006)	

第 3 篇 城市生活质量与环境

Urban Life Quality and Environment

3-1	城市居住 (市辖区) (2006 年)	(149)
	Urban Residency (Districts under City) (2006)	
3-2	城市生活用水、电、气 (市辖区) (2006 年)	(156)
	Urban Consumption of Water and Electric Power and Gas for Residential Use (Districts under City) (2006)	
3-3	城市教育与文化 (市辖区) (2006 年)	(163)
	Urban Education and Culture (Districts under City) (2006)	
3-4	城市卫生 (2006 年)	(170)
	Urban Health (2006)	
3-5	城市社会保障 (2006 年)	(177)
	Urban Social Security (2006)	
3-6	城市道路与交通 (市辖区) (2006 年)	(184)
	Urban Roads and Public Transportation (Districts under City) (2006)	
3-7	城市绿化 (市辖区) (2006 年)	(191)
	Urban Green Areas (Districts under City) (2006)	

第 4 篇 价格指数

Price Indices

4-1-1	各种价格总指数 (1951~2006 年)	(201)
-------	-----------------------------	-------

	Price Indices (1951~2006)	
4-2-1	各种价格定基指数 (1978~2006 年)	(202)
	Fixed-base Price Indices (1978~2006)	
4-3-1	全国工业品出厂价格分类指数 (1985~2006 年)	(203)
	Ex-factory Price Indices of Industrial Products (1985~2006)	
4-3-2	全国按部门分工业品出厂价格指数 (1985~2006 年)	(204)
	Ex-factory Price Indices of Industrial Products by Branch (1985~2006)	
4-3-3	全国按行业分工业品出厂价格指数 (1985~2006 年)	(205)
	Ex-factory Price Indices of Industrial Products by Sector (1985~2006)	
4-3-4	全国主要产品工业品出厂价格指数 (1993~2006 年)	(209)
	Main Ex-factory Price Indices of Industrial Products (1993~2006)	
4-3-5	各地区工业品出厂价格总指数 (1987~2006 年)	(210)
	Ex-factory Price Indices of Industrial Products by Region (1987~2006)	
4-3-6	各地区工业品出厂价格分类指数 (2006 年)	(212)
	Ex-factory Price Indices of Industrial Products by Region (2006)	
4-3-7	各地区按部门分工业品出厂价格指数 (2006 年)	(214)
	Ex-factory Price Indices of Industrial Products by Branch and Region (2006)	
4-3-8	各地区按行业分工业品出厂价格指数 (2006 年)	(216)
	Ex-factory Price Indices of Industrial Products by Sector and Region (2006)	
4-4-1	全国原材料、燃料、动力购进价格分类指数 (1986~2006 年)	(224)
	Indices of Purchasing Prices of Raw Materials, Fuels and Power (1986~2006)	
4-4-2	各地区原材料、燃料、动力购进价格总指数 (1986~2006 年)	(225)
	Indices of Purchasing Prices of Raw Materials, Fuels and Power (1986~2006)	
4-4-3	各地区原材料、燃料、动力购进价格分类指数 (2006 年)	(227)
	Indices of Purchasing Prices of Raw Materials, Fuels and Power by Category and Region (2006)	
4-5-1	全国固定资产投资价格分类指数 (1991~2006 年)	(228)
	Price Indices of Investment in Fixed Assets (1991~2006)	
4-5-2	各地区固定资产投资价格总指数 (1991~2006 年)	(229)
	Price Indices of Investment in Fixed Assets by Region (1991~2006)	
4-5-3	各地区固定资产投资价格分类指数 (2005~2006 年)	(231)
	Price Indices of Investment in Fixed Assets by Region and Category (2005~2006)	
4-6-1	全国房地产价格分类指数 (1998~2006 年)	(232)
	Price Indices for Real Estate (1998~2006)	
4-6-2	35 个大中城市房地产价格指数 (1998~2006 年)	(234)
	Price Indices of Real Estate in 35 Large-scale and Medium-scale Cities (1998~2006)	
4-7-1	全国居民消费价格分类指数 (1994~2006 年)	(238)
	Consumer Price Indices by Category (1994~2006)	
4-7-2	全国居民消费价格分类指数 (2006 年)	(242)

	Consumer Price Indices by Category (2006)	
4-7-3	各地区居民消费价格指数 (1981~2006 年)	(244)
	Consumer Price Indices by Region (1981~2006)	
4-7-4	各地区居民消费价格指数 (2006 年)	(247)
	Consumer Price Indices by Category and Region (2006)	
4-7-5	各地区城市居民消费价格指数 (2006 年)	(258)
	Urban Consumer Price Indices by Category and Region (2006)	
4-7-6	各地区农村居民消费价格指数 (2006 年)	(269)
	Rural Consumer Price Indices by Category and Region (2006)	
4-7-7	36 个大中城市居民消费价格指数 (2006 年)	(280)
	Consumer Price Indices in 36 Major Cities (2006)	
4-8-1	全国商品零售价格分类指数 (1978~2006 年)	(291)
	Retail Price Indices by Category (1978~2006)	
4-8-2	全国商品零售价格分类指数 (2006 年)	(296)
	Retail Price Indices by Category (2006)	
4-8-3	各地区商品零售价格总指数 (1981~2006 年)	(297)
	Retail Price Indices by Region (1981~2006)	
4-8-4	各地区商品零售价格分类指数 (2006 年)	(299)
	Retail Price Indices by Category and Region (2006)	
4-8-5	各地区城市商品零售价格分类指数 (2006 年)	(308)
	Urban Retail Price Indices by Category and Region (2006)	
4-8-6	各地区农村商品零售价格分类指数 (2006 年)	(317)
	Rural Retail Price Indices by Category and Region (2006)	
4-8-7	36 个大中城市商品零售价格分类指数 (2006 年)	(326)
	Retail Price Indices by Category in 36 Major Cities (2006)	
4-9-1	各地区农业生产资料价格分类指数 (1994~2006 年)	(335)
	Price Indices of Means of Agricultural Production by Category and Region (1994~2006)	
4-9-2	全国及各地区农业生产资料价格总指数 (2006 年)	(337)
	Price Indices of Means of Agricultural Production by Region (2006)	

附 主要统计指标解释


Explanatory Notes on Main Statistical Indicators

第 1 篇	收入与消费	(341)
第 2 篇	城市资源与经济	(350)
第 3 篇	城市生活质量与环境	(350)
第 4 篇	价格指数	(352)

收入与消费

Income and Consumption

第 1 篇



1-1-1 城镇居民家庭可支配收入和消费支出
The Cash Income and Expenditure of Urban Households

单位:元

Unit: yuan

年 份 Year	城镇居民家庭人均可支配收入 Per Capita Annual Disposable Income of Urban Households			城镇居民人均消费性支出 Per Capita Annual Consumption Expenditure of Urban Households		
	绝对数 Value	指 数 Index		绝对数 Value	指 数 Index	
		1978=100	上年=100 Preceding year=100		1978=100	上年=100 Preceding year=100
1978	343.4	100.0		311.2		
1979	405.0	115.7	115.7			
1980	477.6	127.0	109.7	412.4	121.0	
1981	500.4	129.9	102.2	456.8	130.9	108.1
1982	535.3	136.3	104.9	471.0	132.3	101.1
1983	564.6	141.5	103.9	505.9	139.3	105.3
1984	652.1	158.7	112.2	559.4	150.0	107.7
1985	739.1	160.4	101.1	673.2	161.2	107.5
1986	900.9	182.7	113.9	799.0	178.8	110.9
1987	1002.1	186.8	102.2	884.4	182.0	101.7
1988	1180.2	182.3	97.6	1104.0	188.1	103.4
1989	1373.9	182.5	100.1	1211.0	177.5	94.3
1990	1510.2	198.1	108.5	1278.9	185.1	104.3
1991	1700.6	212.4	107.1	1453.8	200.3	108.2
1992	2026.6	232.9	109.7	1671.7	212.0	105.9
1993	2577.4	255.1	109.5	2110.8	230.6	108.8
1994	3496.2	276.8	108.5	2851.3	249.1	108.1
1995	4283.0	290.3	104.9	3537.6	264.6	106.2
1996	4838.9	301.6	103.8	3919.5	269.5	101.8
1997	5160.3	311.9	103.4	4185.6	279.1	103.6
1998	5425.1	329.9	105.8	4331.6	290.6	104.1
1999	5854.0	360.6	109.3	4615.9	313.8	108.0
2000	6280.0	383.7	106.4	4998.0	337.0	107.4
2001	6859.6	416.3	108.5	5309.0	355.5	105.5
2002	7702.8	472.1	113.4	6029.9	407.9	114.7
2003	8472.2	514.6	109.0	6510.9	436.5	107.0
2004	9421.6	554.2	107.7	7182.1	466.1	106.8
2005	10493.0	607.4	109.6	7942.9	507.4	108.9
2006	11759.5	670.7	110.4	8696.7	547.4	107.9

1-1-2 城镇居民家庭基本情况

项 目	Item	单位	Unit	1985	1990
调查户数	Number of Households Surveyed	户	household	17143	35660
平均每户家庭人口	Average Household Size	人	person	3.82	3.50
平均每户就业人口	Average Number of Employed Persons Per Household	人	person	2.20	1.98
平均每户就业面	Proportion of Employment per Household	%	%	57.59	56.57
平均每一就业者负担人数 (包括就业者本人)	Number of Dependents per Employee (Including the Employee Himself or Herself)	人	person	1.74	1.77
平均每人全部年收入	Per Capita Annual Income	元	yuan	821.40	1516.21
工薪收入	Income of Wages and Salaries	元	yuan		1149.70
经营净收入	Net Business Income	元	yuan		22.50
财产性收入	Income from Property	元	yuan		15.60
转移性收入	Income from Transfer	元	yuan		328.41
#可支配收入	# Disposable Income	元	yuan	752.40	1510.16
平均每人消费性支出	Per Capita Annual Consumption Expenditures	元	yuan	732.24	1278.89
食 品	Food	元	yuan	390.36	693.77
衣 着	Clothing	元	yuan	112.32	170.90
家庭设备用品及服务	Household Appliances and Service	元	yuan	81.48	108.45
医疗保健	Health Care and Medical Services	元	yuan	5.52	25.67
交通通信	Transport and Communications	元	yuan	9.24	40.51
教育文化娱乐服务	Education, Cultural and Recreation Services	元	yuan	75.48	112.26
居 住	Housing	元	yuan	25.56	60.86
杂项商品与服务	Miscellaneous Goods and Services	元	yuan	32.28	66.57
平均每人消费性支出构成 (人均消费性支出=100)	Composition of Per Capita Annual Consumption Expenditures	%	%		
食 品	Food	%	%	53.31	54.25
衣 着	Clothing	%	%	15.34	13.36
家庭设备用品及服务	Household Appliances and Service	%	%	11.13	10.14
医疗保健	Health Care and Medical Services	%	%	0.75	2.01
交通通信	Transport and Communications	%	%	1.26	1.20
教育文化娱乐服务	Education, Cultural and Recreation Services	%	%	10.31	11.12
居 住	Housing	%	%	3.49	6.98
杂项商品与服务	Miscellaneous Goods and Services	%	%	4.41	0.94

Basic Conditions of Urban Households

1995	2000	2001	2002	2003	2004	2005	2006
35520	42220	43840	45317	48028	50430	54496	56094
3.23	3.13	3.10	3.04	3.01	2.98	2.96	2.95
1.87	1.68	1.65	1.58	1.58	1.56	1.51	1.53
57.89	53.67	53.23	51.97	52.49	52.35	51.01	51.86
1.73	1.86	1.88	1.92	1.91	1.91	1.96	1.93
4279.02	6295.91	6868.88	8177.40	9061.22	10128.51	11320.77	12719.19
3390.21	4480.50	4829.86	5739.96	6410.22	7152.76	7797.54	8766.96
72.62	246.24	274.05	332.16	403.82	493.87	679.62	809.56
90.43	128.38	134.62	102.12	134.98	161.15	192.91	244.01
725.76	1440.78	1630.36	2003.16	2112.20	2320.73	2650.70	2898.66
4282.95	6279.98	6859.58	7702.80	8472.20	9421.61	10493.03	11759.45
3537.57	4998.00	5309.01	6029.88	6510.94	7182.10	7942.88	8696.55
1771.99	1971.32	2027.99	2271.84	2416.92	2709.60	2914.39	3111.92
479.20	500.46	533.66	590.88	637.72	686.79	800.51	901.78
263.36	374.49	376.22	388.68	410.34	407.37	446.52	498.48
110.11	318.07	343.28	430.08	475.98	528.15	600.85	620.54
183.22	426.95	493.94	626.04	721.12	843.62	996.72	1147.12
331.01	669.58	736.63	902.28	934.38	1032.80	1097.46	1203.03
283.76	565.29	610.67	624.36	699.38	733.53	808.66	904.19
114.92	171.83	186.61	195.84	215.10	240.24	277.75	309.49
50.09	39.44	38.20	37.68	37.12	37.73	36.69	35.78
13.55	10.01	10.05	9.80	9.79	9.56	10.08	10.37
7.44	7.49	7.09	6.45	6.30	5.67	5.62	5.73
3.11	6.36	6.47	7.13	7.31	7.35	7.56	7.14
5.18	8.54	9.30	10.38	11.08	11.75	12.55	13.19
9.36	13.40	13.88	14.96	14.35	14.38	13.82	13.83
8.02	11.31	11.50	10.35	10.74	10.21	10.18	10.40
3.25	3.44	3.51	3.25	3.30	3.34	3.50	3.56