



中等职业教育规划教材

英语

主 编：彭志斌 何向阳

副主编：黎少碧 江爱云

ZHONGDENG ZHIYE JIAOYU GUIHUA JIAOCAI



暨南大学出版社
JIXIAN UNIVERSITY PRESS



中等职业教育规划教材

ZHONGDENG ZHIYE JIAOYU GUIHUA JIAOCAI

英语

ENGLISH

主 编：彭志斌 何向阳
副主编：黎少碧 江爱云
编 者：刘伟清 马敏丽 霍淑琼 李玲艳
周武英 李洁红 祝咏香 李 华
唐 洁 梁丽婷 陈小静 王先梅
龙福林



暨南大学出版社
JINAN UNIVERSITY PRESS

中国·广州

图书在版编目 (CIP) 数据

英语/彭志斌,何向阳主编;黎少碧,江爱云副主编. —广州:暨南大学出版社,2007.9
(中等职业教育规划教材)

ISBN 978 - 7 - 81079 - 912 - 6

I. 英… II. ①彭…②何…③黎…④江… III. 英语课—专业学校—教材
IV. G634.411

中国版本图书馆 CIP 数据核字 (2007) 第 125151 号

出版发行: 暨南大学出版社

地 址: 中国广州暨南大学

电 话: 总编室 (8620) 85221601

营销部 (8620) 85225284 85228291 85220693 (邮购)

传 真: (8620) 85221583 (办公室) 85223774 (营销部)

邮 编: 510630

网 址: <http://www.jnupress.com> <http://press.jnu.edu.cn>

排 版: 暨南大学出版社照排中心

印 刷: 佛山市浩文彩色印刷有限公司

开 本: 787mm × 1092mm 1/16

印 张: 14.375

字 数: 332 千

版 次: 2007 年 9 月第 1 版

印 次: 2007 年 9 月第 1 次

定 价: 33.00 元 (含教学光盘)

(暨大版图书如有印装质量问题,请与出版社总编室联系调换)

前言



据我们了解,中等职业学校非英语专业开设英语课有一学年或两学年不等。周课时也有2~4学时不等,近年又出现了工学结合的新的学制形式。这样一来中职教师面对的是基础相对不好而英语学时又不多的学生群体。如何在有限的时间内激发学生学习英语的兴趣,让学生真正获取基本的英语交流技能,这是摆在中职教师面前的一道难题。为了寻找一种学生乐于用英语口语交际的办法,我们进行了多年的尝试与探索,研究了国内外的听说教材以及中职学生学习英语的特定环境,从众多的书刊中精选资料,编写了本书。它具有以下三大特点:

(1) 注重实用性。本教材突出中职课堂教学特色,为中职学生提供了一套口语和听力练习的工具。每单元都有一个独立的话题,题材广泛,与中职学生今后的工作、生活环境紧密相关。使用此书有助于他们产生用英语进行口头交际的强烈欲望。本书既适合中等职业学校在校的不同年级的学生,也适用于水平不一的英语自学者。教材每一个环节的可操作性强,便于教师授课和英语自学者学习。

(2) 注重层次性。本教材能满足基础相差较大的学生的需求。各单元由 Learning Aims (目标)、Warm-up (热身)、Time to Imitate (模仿)、Time to Learn (学习)、Time to Practice (练习)、Time to Enjoy (欣赏)、Supplementary Reading (阅读)、Phonetics (语音语调) 八个模块构成,内容由易到难,循序渐进,梯度明显。

(3) 注重审美性。全书精心设计,图文并茂,融知识性、趣味性、实用性为一体。

在编写本教材的过程中,我们借鉴了国内外同行的经验,也从学生学习的过程中获得了有益的反馈,在此我们一并表示诚挚的谢意。

本书如有疏漏与不妥之处,敬请批评指正。

编者

2007年7月



Contents 目录

前 言	(1)
Unit 1 Introduction (介绍)	(1)
Unit 2 Hobby (爱好)	(11)
Unit 3 Shopping (购物)	(24)
Unit 4 Restaurant (饭店)	(35)
Unit 5 Hospital (医院)	(47)
Unit 6 Bank (银行)	(58)
Unit 7 Taxi (出租车)	(71)
Unit 8 Airport (飞机场)	(83)
Unit 9 Hotel (酒店)	(96)
Unit 10 Sightseeing (观光旅游)	(106)
Unit 11 Job (工作)	(115)
Unit 12 Interview (面试)	(125)
Unit 13 Company (公司)	(138)
Unit 14 Social Occasions (社交场合)	(148)
Unit 15 Thanks and Apologies (道谢和道歉)	(160)
Unit 16 Planning for the Future (计划未来)	(173)
参考答案	(184)
附录一 常用词汇表	(209)
附录二 常见名言或谚语	(217)
附录三 标志用语选	(223)
附录四 英语广告语欣赏	(225)

Unit 1 Introduction

(介绍)



☆ Learning Aims

亲爱的同学们，来到一个全新的环境，你们一定很期待认识许多新朋友吧！恰当的自我介绍对自己很重要，会给别人留下美好的第一印象。如果你想在短时间内快速地“推销”自己，那就不要犹豫，赶紧进入本单元的学习吧！

☆ Warm-up


1. Please fill in the form.

Full name	First /Given name	Middle name	Family/Last name
(1) Sarah Jane Smith		Jane	
(2) William Archer	William		
(3) Liu Dan (刘丹)			Liu
(4) Wang Haidong (王海东)			

Questions: (1) What are the meanings of “full name”, “first name”, “middle name” and “family name”?

(2) What's the difference between English names and Chinese names?

2. Look at the family tree and complete the words. If you know more words about the family members, please write them down on the right side and share them with your classmates.



More words about family members:

_____	_____
_____	_____
_____	_____
_____	_____
_____	_____
_____	_____

3. Since we're new to each other, let's make friends together! Please complete the following personal profile for you, and then report to your classmates. After class, you can even paste them up on the wall at the back of the classroom.

Personal Profile

Stick up your photo

My given name: _____

My family name: _____

My nationality: _____

I was born: _____

The things I like: _____

The things I dislike: _____

The wishes I have: _____



Words and Phrases

full name 全名

family/last name 姓

personal profile 个人简介

dislike [dis'laik] *vt.* 讨厌, 不喜欢

first/given name 名

nationality [ˌnæʃə'næləti] *n.* 国籍

wish [wiʃ] *n.* 愿望

☆ Time to Imitate

Dialogue 1: Self introduction

(Two students, Judy and Barbara meet for the first time.)

Barbara: Good morning. How do you do?

Judy: How do you do. Are you a student here?

Barbara: Yes, I am. You're a student, too, aren't you?

Judy: Yes. My name is Judy, Judy Stone.

Barbara: Pleased to meet you, Judy. My name is Barbara.



Dialogue 2: Introducing other people

(Kevin, Maggie and Peter meet at a party.)

Peter: Hey, Kevin. Can I introduce you to my colleague? Kevin, this is Maggie. Maggie, this is Kevin.


Kevin: Hi, Maggie. I've heard a lot about you!

Maggie: Oh, nothing bad I hope!

Kevin: Hmm, no, only good stuff I think! Are you having a good time?

Maggie: Oh, it's been good fun so far! There are lots of nice people here.

Kevin: Yeah, there are. So, can I get you a drink?



Dialogue 3: Introduction in the business field

(Jane is Mrs. Smith's secretary. She is introducing Mr. Chen to Mrs. Smith.)

Jane: Mrs. Smith, may I introduce Mr. Chen to you? Mr. Chen, the manager of Nike Company's Purchasing Department. Mrs. Smith, the marketing manager of our company.

Mrs. Smith: How do you do? Mr. Chen.

Mr. Chen: How do you do. Mrs. Smith, welcome to China.

Mrs. Smith: It's very kind of you to come to meet me.

Mr. Chen: My pleasure. I know you are interested in our shoes.



Mrs. Smith: Yes. Could you tell me something about them?

Mr. Chen: Sure. Here are some samples and brief introductions of the shoes.

Mrs. Smith: Thank you very much. Do you have a calling card? I think I will call you when I have decisions.

Mr. Chen: Yes, right here. Wish you have a good time in China.

Mrs. Smith: I hope so.



Words and Phrases

introduction [ˌɪntrəˈdʌkʃən] *n.* 介绍

colleague ['kɒli:g] *n.* 同事, 同僚

secretary ['sekrətri] *n.* 秘书

manager ['mænɪdʒə] *n.* 经理

purchase ['pɜ:tʃəs] *n.* 买, 购买

pleasure ['pleʒə] *n.* 愉快

sample ['sæmpl] *n.* 标本

introduce [ˌɪntrəˈdju:z] *vt.* 介绍

good stuff 好东西

marketing ['mɑ:kɪtɪŋ] *n.* 行销, 买卖

company ['kʌmpəni] *n.* 公司; 陪伴

department [diˈpɑ:tmənt] *n.* 部

be interested in 对……感兴趣

catalog ['kætəlɒg] *n.* 目录

文化小常识:

(1) 作介绍时一定要面带微笑。刚开始的时候通常是连名带姓将自己的全名 (full name) 直接说出。当然, 如果在非正式场合, 气氛比较轻松, 则可以只报出自己的名字 (given name 或 first name)。

(2) 英美人和中国人也有相同的地方, 就是见面时要互相握手。握手的时候要有力, 但是别把对方握痛了, 同时要看着对方的眼睛, 大约持续三秒。

(3) 相互介绍认识有如下基本原则: ① 男士通常会被介绍给女士; ② 年轻人会被介绍给年龄大的人; ③ 地位不太高的人会被介绍给地位高一些的人。

☆ Time to Learn

Making a self-introduction (作自我介绍)

1. May I introduce myself? 我可以介绍我自己吗?

2. Hello, I'm Hanson Smith. 你好, 我是汉森·史密斯。

3. Excuse me, I don't think we've met. My name's Hanson Smith.

不好意思, 我觉得我们没见过面, 我叫汉森·史密斯。



4. How do you do? I'm Hanson Smith. 你好, 我是汉森·史密斯。
5. First, Let me introduce myself. I'm Peter White, production manager.
先让我自我介绍吧。我是彼特·怀特, 产品部经理。
6. My name is David. I work in the marketing department.
我叫大卫, 在市场部工作。

Making introductions (给别人作介绍)

1. Jane, Tom. Tom, Jane. 珍妮, 这是汤姆。汤姆, 这是珍妮。
2. Jane, this is Tom. Tom, this is Jane. 珍妮, 这是汤姆。汤姆, 这是珍妮。
3. Jane, I'd like you to meet my friend Tom. 珍妮, 我想你会来会一会我的朋友汤姆。
4. Jane, have you met Tom? 珍妮, 你见过汤姆没有?
5. Jane, do you know Tom? 珍妮, 你认识汤姆吗?
6. Jane, this is Tom. He's a friend from my college.
珍妮, 这是汤姆。他是我大学时认识的一个朋友。
7. Jane, Tom is the guy I was telling you about.
珍妮, 汤姆就是我跟你提过的那个人。
8. Do you know each other? 你们俩认识吗?
9. Have you two met? 你们俩见过面没有?
10. Have you two been introduced? 你们俩介绍认识了吗?
11. Allow me to introduce Professor Linda White of Harvard University.
让我介绍一下来自哈佛大学的琳达·怀特教授吧。
12. Let me introduce our guest of honor, Mr. David Morris.
让我介绍我们尊贵的客人, 大卫·莫里斯先生。
13. If you want to be introduced to the author, I think I can arrange it.
假如你想被介绍给作者, 我想我可以为你安排。

After being introduced (被介绍与对方认识后)

1. I'm glad to meet you. 很高兴认识你。
2. Nice to meet you. 认识你很开心。
3. How nice to meet you. 认识你真高兴。
4. I've heard so much about you. 我知道很多关于你的事儿 (久仰大名)。
5. Helen has told me much about you. 海伦对我讲了好多你的事儿。
6. I've been hoping to meet you for some time. 很久以来我一直想见你。

Words and Phrases

college ['kɒlɪdʒ] *n.* <美> 大学
professor [prə'fesə] *n.* 教授

allow [ə'laʊ] *vt.* 允许; 承认
honor ['ɒnə] *n.* 尊敬, 敬意



Harvard University [ˌjʊːniˈvɜːsɪti] 哈佛大学
 arrange [əˈreɪndʒ] *v.* 安排
 cousin [ˈkʌzn] *n.* 堂(表)兄弟姐妹

author [ˈɔːθə] *n.* 作家
 delighted [diˈlaɪtɪd] *adj.* 欣喜的

☆ Time to Practice

I. Listening practice

1. Listen to the sentence. If the following sentence is the same as what you heard, put a tick “√”, if not, just cross “×” in the brackets.

- (1) Hello, Jack! () (2) How are you? () (3) Pleased to meet you. ()
 (4) Can I introduce myself? () (5) You can call me Tim. ()

2. Listen and complete the following dialogues.

- (1) A: _____? My name is John Arnold. I'm with the local newspaper.

B: My name is Henry Ford. _____.

A: Nice to meet you, too.

- (2) A: Excuse me. Are you Mr. Smith _____?

B: Why? Yes, I am.

A: I'm the secretary to Mr. Taylor. Welcome to Beijing.

- (3) A: Who's the tall girl next to Barbara?

B: That's my cousin, Mary Peterson. Don't you know her?

A: No, I don't.

B: Oh, then let me _____ you to her now.

This is my _____, Mary. _____.

C: Hi, David. Glad to meet you.

B: _____. Would you like to have a drink?

C: Yes, please.

3. Listen to the following passage and fill in Jane's family tree.

Here are the names of her family members.

Julia Henry Charles Richard Lily Linda Maria Alice David





II. Oral practice

1. Use the tips in the brackets to make complete sentences.

- (1) You see a student of your age and want to tell her your name?

(Hi, _____.)



- (2) You want to introduce yourself at a business meeting at 9 am.

(Good _____, ladies and gentlemen. Allow me to _____.

My name _____.)



- (3) You want John to meet Li Ming, your classmate.

(John, I'd like you to _____. He's _____.)



- (4) You want to introduce Mr. Baker to other guests at a meeting.

Mr. Baker is a manager of a big company.

(Ladies and gentlemen, may I introduce _____ to you? He is _____.)



2. Role-play:

Situations:

- (1) Make the introduction between you and a foreigner who named John Smith.
- (2) You are talking with Mr. Green at a party when your friend Zhang Yu comes up. Make the introduction between them.
- (3) Suppose a foreign friend of yours wants to be introduced to someone you know. How might he ask for an introduction?

Useful expressions might be helpful:

- (1) Hi / Hello / Good morning, my name is...
- (2) Excuse me, let me introduce...
- (3) Excuse me. Are you...
- (4) How do you do?
- (5) Glad to meet you!
- (6) Have you two been introduced?
- (7) That's my cousin/friend/colleague/classmate. Do you know her/him?

3. Group discussion: Discuss with your partners to find out what are the differences between the ways we greet people of different countries. If you want to know more, please surf on the Internet.

the ways to greet people	in which country	in what situation
saying hello to each other		
kissing each other lightly on the cheeks		




(续上表)

the ways to greet people	in which country	in what situation
shaking hands with each other		
bowing to each other		
hugging each other		

☆ Time to Enjoy

1. Design your own special calling card (名片) according to the sample below.



2. Collect and appreciate the film selections about introduction like “I’m Bond, James Bond.” (电影 “007” 系列中詹姆斯·邦德出场的台词)

☆ Supplementary Reading

I

Hello, everyone,

My name is Li Xiaoli. My family name is Li, and my given name is Xiaoli. My parents gave me this name because I was born in the early morning. Xiaoli in Chinese means “early in the morning” and “pretty”. My parents wish me to be bright and pretty. I hope that I will do well in the new school.

I’m glad to study in this new class. I wish to make friends with all of you and our teachers. I’m fond of singing. I can sing several English songs. My favorite English song is “Do-Rei-Me”. I also like to play table tennis and basketball. My favorite subject is English, and I hope to improve and learn more.

Questions:

1. What does Xiaoli’s name mean?
2. What is her parents’ wish?



3. What does she like to do?

II

My name is Jane Yuan. My family consists of my father, mother and myself. I'm 21 years old. At present I am studying at Zhongshan University, majoring in politics. My ambition is to be a governor and to do something useful for my country. My hobbies are reading books and traveling. I can drive a car and also enjoy playing the piano. Since I am the only child in my family, I'm quite independent and now I can support myself. I deeply believe that I can succeed in the future.

Questions:

1. How many people are there in Jane's family?
2. Which school is Jane studying at and what is her major?
3. What does Jane like?

Words and Phrases

lightly ['laitli] *adv.* 轻轻地

shake [ʃeik] *v.* 摇动

hug [hʌg] *n.* 拥抱

governor ['gʌvənə] *n.* 官员

independent [indi'pendənt] *adj.* 独立的

cheek [tʃi:k] *n.* 面颊

bow [bau] *v.* 鞠躬

ambition [æm'biʃən] *n.* 雄心

succeed [sək'si:d] *vi.* 成功

☆ Phonetics

● /i:/ & /i/ ; /t/ & /d/

I. /i:/ & /i/

1. How do you pronounce the phonetic symbols and words?

/i:/ e me he she these Chinese

ee tree three see meet agree succeed

ea tea speak eat please read meat

/i/ i it big mix sit pity

y baby really lovely

2. Listen and read the words. Notice the difference of the words in each pair.

sleep/slip sheep/ship eat/it teen/tin leave/live feet/fit seat/sit

3. Listen to the following sentences. Pay attention to the pronunciation of /i:/ and /i/.

(1) Please read it!

(2) She eats a lot of meat.



- (3) My sister visited that big city.
- (4) Some fish swim in the deep sea.
- (5) He yearns for a happy family.

4. Listen to the following dialogue. Read it with your partner. See who can read better.

- A: Mummy. Are you busy?
B: Yes. You see I'm cooking in the kitchen.
A: Can I go swimming with Jim this morning?
B: Isn't it better to read stories in the morning?
A: Oh no, silly stories!

II. /t/ & /d/

1. How do you pronounce the phonetic symbols and words?

/t/ t time table taxi talk tall student

/d/ d dad read dinner read die bead

2. Listen and read the words. Notice the difference of the words in each pair.

seat/seed tie/die neat/need write/ride tip/dip sent/send

3. Listen to the following sentences. Read them aloud and pay attention to the pronunciation of /t/ and /d/.

- (1) I will never forget that tale.
- (2) You had better pick it up.
- (3) The box is too big for the boy to carry.
- (4) Please send me the bread with a little meat in it.

Unit 2 Hobby (爱好)




☆ Learning Aims

高雅的兴趣爱好不仅可以陶冶性情，提高文化修养，而且还能成为一把助你踏上成功之路的钥匙。在本单元的学习中，通过介绍自己的爱好和了解别人的爱好，可以充分展现自己的魅力，结交更多志趣相投的朋友，从而谱写绚丽多彩的人生。

☆ Warm-up

1. Look at the pictures. What hobbies do they show?



2. Group contest: Which group can give more words about hobby?





3. Walk around the classroom, ask and answer everyone's hobby by using the given sentences, then complete the chart.



What is your hobby?
My hobby is...
What do you like?
I like...
What are you interested in?
I am interested in...

Name	Like	Dislike

Words and Phrases

hobby ['hɒbi] *n.* 业余爱好

painting ['peɪntɪŋ] *n.* 绘画, 油画

surf [sɜ:f] *vi.* 做冲浪运动; *vt.* 在……冲浪

surfing the Internet 网上冲浪

golf [gɒlf] *n.* 高尔夫球

concert ['kɒnsət] *n.* 音乐会

photography [fə'tɒgrəfi] *n.* 摄影

climb [klaɪm] *v.* 攀登

☆ Time to Imitate

Dialogue 1: Sports and entertainment

(A: Lily B: Tom)

A: How about going out for sports? I really like table tennis.

B: Well, you know I am not interested in any ball games.

A: What do you like best?

B: I enjoy pop songs and Hip-Hop.

A: Really? I am crazy about Hip-Hop, but I can't do it well.

B: We have a team and practice twice a week. You can join us together.

A: Great! I'll get ready for it. See you then.

B: See you.