手工坊

毛衣编织系列图书

手工坊带您编织
美好生活
阿珠

应广大读者的要求，为了解决工具及毛线购买难的问题，手工坊将协助您选购各种线材及工具，请您记录所需款式的编号与我们联系，或登陆手工坊网站。

联系电话：0731-4444800　　网　　址：www.yhcul.com

手工坊网上会员正在招募中……

手工坊毛衣编织系列图书新书推荐

定价：39.80元

定价：39.80元

定价：39.80元

定价：39.80元

定价：35.80元

定价：35.80元

定价：35.80元

定价：35.80元

定价：35.80元



定价：35.80元

定价：35.80元

定价：35.80元

定价：35.80元

定价：35.80元

定价：29.80元

定价：29.80元



定价：19.80元

定价：19.80元

定价：19.80元

定价：19.80元

定价：19.80元

定价：19.80元

定价：19.80元

定价：19.80元

定价：19.80元

定价：26.80元

定价：19.80元

定价：19.80元

定价：19.80元

定价：19.80元

定价：19.80元

定价：19.80元

定价：19.80元

定价：19.80元

定价：19.80元



定价：19.80元

地址：长沙市湘湖路30号2-201室（越华文化传播有限公司）　联系人：阿瑛　联系电话：（0731）2193849 4444800

网址：www.yhcul.com

（读者如有不明之处可来电咨询，也可登陆我们的网站，我们将静候您的佳音。）

手工坊2007棒针编织基础教程系列

SHOUGONGFANG 2007 BANGZHEN BIANZHI JICHU JIAOCHENG XILIE

棒针编织

符号详解

阿 瑛 编

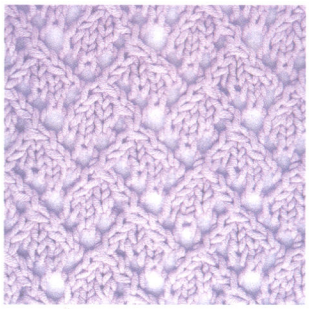



中国纺织出版社

目录

CONTENTS

镂空花形

编织实例详解…… 3

花样编织详解…… 14

实地花形

编织实例详解…… 41

花样编织详解…… 52

编织符号说明

编织符号说明…… 77

镂空花形





= 下针

= 上针

= ○

= 人

= ↓

= ↑

= ⅄

= ⅄



此为试读，需要完整PDF请访问：www.ertongbook.com



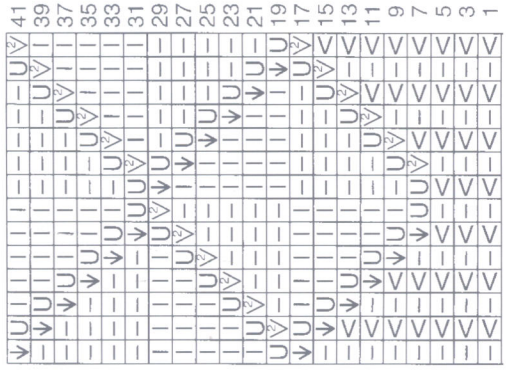

= 下针

= 上针

= = = =



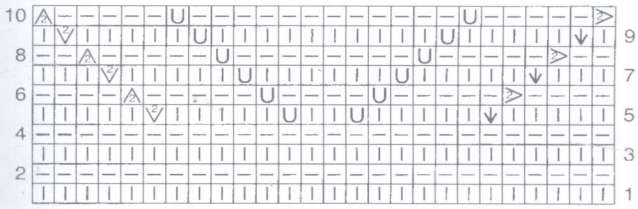



= 下针	
= 上针	
= ○	
= λ	
= λ	
= ⅄	
= ⅄	

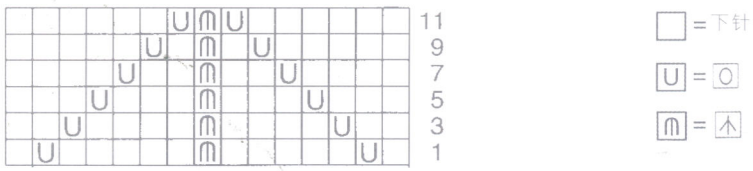

□ = 下针

U = ○

m = ⅄



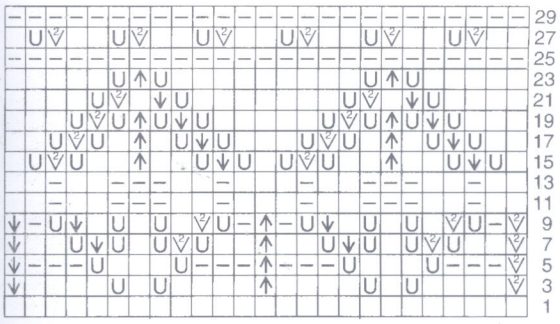

□ = 下针

— = 上针

U = O

V = 入

↓ = 入

↑ = 扑

↓ = 回



| = 下针

— = 上针

↑ = ⅄

^{3}▽ = ⅄

U = ○

^{2}▽ = ⅄

↓ = ⅄





I = 下针	↓ = ⅄
— = 上针	↑ = ⅄
U = O	⅃⅂ = ⅄
⅄ = ⅄	⅃⅂ = ⅄

此为试读，需要完整PDF请访问：www.ertongbook.com

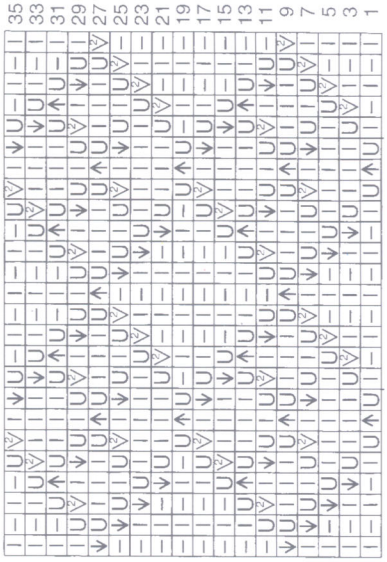
35
33
31
29
27
25
23
21
19
17
15
13
11
9
7
5
3
1

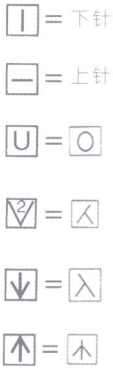
= 下针
= 上针
= O
= 入
= 入
= 入



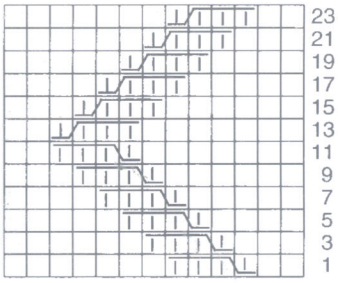
23
21
19
17
15
13
11
9
7
5
3
1

3
1

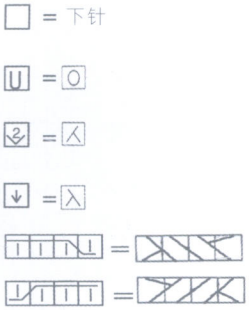
= 下针
=
=
=
=
=

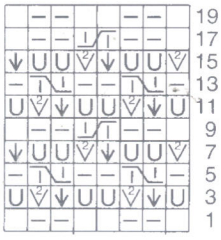

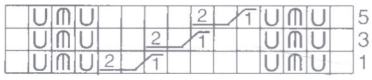

□ = 下针

— = 上针

U = O

V = ⌿

↓ = ⌿

M = ⌅

⌋⌊ = ⌅

2⌋⌊1 = ⌅

⌉⌊ = ⌅

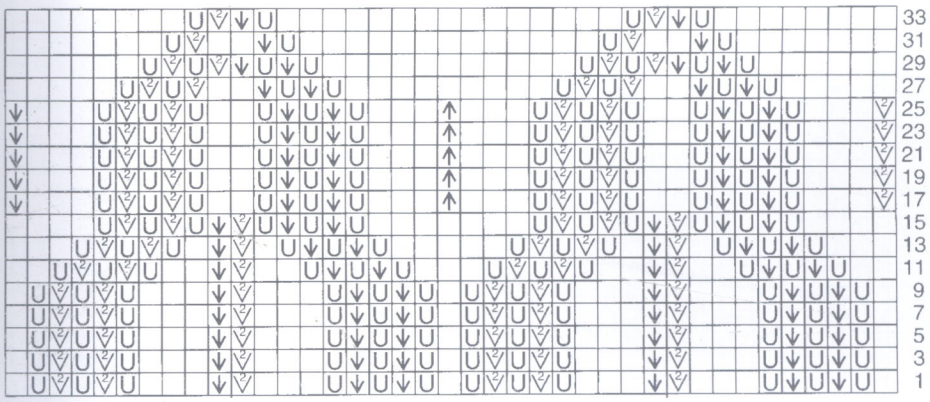

□ = 下针

U = ○

▽ = ⅄

↓ = λ

↑ = ⅄̄



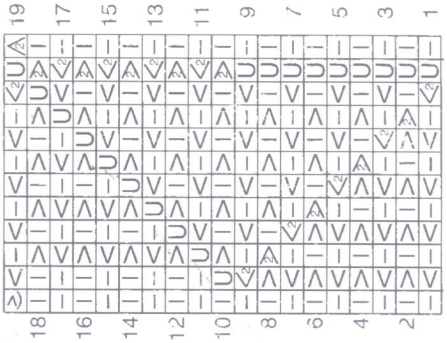

= 下针

= 上针

=

=

（反针扭针）

=

=

=

=

=

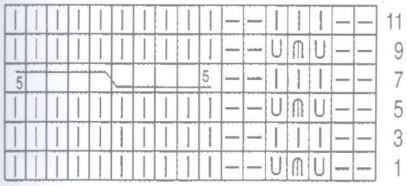

= 下针

= 上针

=

=

=

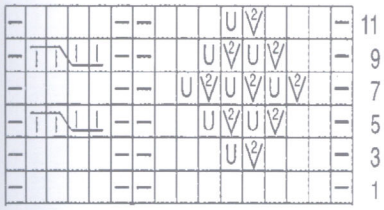

= 下针

= 上针

=

=

=

此为试读，需要完整PDF请访问：www.ertongbook.com