

根据教育部考试中心2006年最新考试大纲编写

全国英语等级考试 成功过关一本通

全国英语等级考试备考研究组
华洋英语研究中心 主编

第四级
Level 4



外语教学与研究出版社
FOREIGN LANGUAGE TEACHING AND RESEARCH PRESS

根据教育部考试中心2006年最新考试大纲编写

全国英语等级考试 成功过关一本通

全国英语等级考试备考研究组

华洋英语研究中心 主编

第四级
Level 4

本册主编 何 健
编 委 肇 燮

李宗彬	齐申林
夏竞成	杨玉娟
李雨晨	郭 华
朱 慧	赵向阳
陈 红	陈 昱
赵向南	



外语教学与研究出版社

FOREIGN LANGUAGE TEACHING AND RESEARCH PRESS

北 京 BEIJING

图书在版编目(CIP)数据

全国英语等级考试. 成功过关一本通. 第四级 / 全国英语等级考试备考研究组, 华
洋英语研究中心主编. — 北京: 外语教学与研究出版社, 2007. 3

ISBN 978-7-5600-6382-9

I. 全… II. ①全… ②华… III. 英语—水平考试—自学参考资料 IV. H310.42

中国版本图书馆 CIP 数据核字 (2007) 第 017817 号

出 版 人: 李朋义

责任编辑: 高翠玲

封面设计: 原创在线

出版发行: 外语教学与研究出版社

社 址: 北京市西三环北路 19 号 (100089)

网 址: <http://www.fltrp.com>

印 刷: 清华大学印刷厂

开 本: 710×1020 1/16

印 张: 29.25

版 次: 2007 年 3 月第 1 版 2007 年 3 月第 1 次印刷

书 号: ISBN 978-7-5600-6382-9

定 价: 38.90 元 (随书赠送 MP3 光盘一张)

* * *

如有印刷、装订质量问题出版社负责调换

制售盗版必究 举报查实奖励

版权保护办公室举报电话: (010)88817519

目 录

第一章 口试	1
第一节 大纲解读	2
第二节 例题剖析	6
第三节 命题规律	11
第四节 口试备考要点与高分策略	18
第五节 考点清单	32
第六节 口试现场演示与答案	72
第二章 听力	89
第一节 大纲解读	90
第二节 例题剖析	93
第三节 命题规律	101
第四节 题型分析与高分策略	111
第五节 考点清单	138
第六节 经典试题与名师精解	149
第三章 英语知识运用	178
第一节 大纲解读	179
第二节 例题剖析	181
第三节 命题规律	188
第四节 题型分析与高分策略	191
第五节 考点清单	204
第六节 经典试题与名师精解	227
第四章 阅读理解	240
第一节 大纲解读	241
第二节 例题剖析	243
第三节 命题规律	256
第四节 题型分析与高分策略	260
第五节 考点清单	288

第六节 经典试题与名师精解	296
第五章 写作	316
第一节 大纲解读	317
第二节 例题剖析	322
第三节 命题规律	327
第四节 题型分析与高分策略	328
第五节 考点清单	400
第六节 经典试题与参考范文	406
第六章 考前冲刺模拟考场	409
第一部分 笔试部分	410
考前冲刺模拟试卷(一)	410
考前冲刺模拟试卷(二)	423
第二部分 口试部分	436
口试考前强化训练(一)	436
口试考前强化训练(二)	438
第三部分 答案与名师精解	441
考前冲刺模拟试卷(一)	441
考前冲刺模拟试卷(二)	447
口试考前强化训练(一)	452
口试考前强化训练(二)	454
第四部分 听力录音材料	457
考前冲刺模拟试卷(一)	457
考前冲刺模拟试卷(二)	459

第一章



试

A young idler, an old beggar.
少壮不努力,老大徒伤悲。

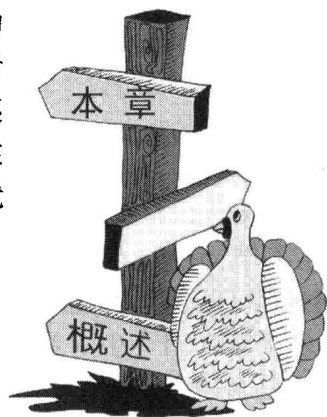
只

有努力,才能获得成功。如果你已经足够努力却又未能成功,那么你缺少的就是合适的方法。通过本书,你会寻找到适合自己的克敌制胜的方法,你的英语成绩也会更上一层楼。我们期待你笑容绽放的那一天!

全国英语等级考试(Public English Test System,简称PETS)分为两个部分,即笔试部分和口试部分。与相同级别的考试相比,PETS口试更加注重测试考生的英语运用能力,特别是用英语进行口头交际的能力,是目前最具考核力度的考试之一。

成功的英语学习者需要具备出色的听、说、读、写能力。我国过去的英语教学对口语能力培养的重视程度不够,因此许多考生在口试的复习备考中感到十分头痛。许多考生由于口语训练的方法不当,在口试准备中进入了若干误区,没有抓住口试备考这一大好契机提高自己运用英语进行有效交流的能力,最终因没能很好地发挥出自己的水平而饮恨口试考场。

针对目前考生的这种实际情况,并结合《全国英语等级考试第四级考试大纲》(以下简称《大纲》),我们在本章中为考生提供了一套完善的口试攻克方案。我们的目标是通过提供科学的复习备考方法,不仅让所有使用本书的考生避免走入复习误区,还要让考生顺利通过口试,最终提高口语运用能力。考生在认真学习本章的基础上必须加以勤奋的练习,这样,你就一定能取得出色的成绩,笑傲口试考场!



第一节 大纲解读

P ETS 第四级口试的命题、组织和评分严格按照《大纲》)中有关口试的相关内容作为依据和准绳。对《大纲》的正确解读是成功备考的第一步,本节将为考生提供最准确和透彻的解读分析。

一、内容解读与试卷结构

PETS 第四级考试由笔试(140 分钟,满分 100 分)和口试(12 分钟,满分 5 分)两部分组成。

PETS 第四级口试分 A、B、C 三节,时间约 12 分钟,主要测试考生英语口语交际能力。每次口试采取两名口试教师和两名考生的形式。一名口试教师(accessor)不参与交谈,专事评分;另一名口试教师(interlocutor)主持口试,主要是与考生进行交谈,同时也参与评分。专事评分的教师(accessor)所给分数的权重占考生口试成绩的三分之二,主持口试的教师(interlocutor)所给分数的权重占考生口试成绩的三分之一。

A 节:由口试教师与考生对话。主要考查考生作自我介绍的能力,亦即回答有关个人信息方面的问题的能力,比如日常生活、家庭背景、家乡概貌、学习情况、工作情况、受教育情况、个人兴趣爱好和未来计划等。大纲规定此节中两考生无需相互交流,但如果有需要,也可以进行交流。该节约需 2 分钟时间。

B 节:两考生相互对话交流。口试教师给考生提供信息卡,要求考生就信息卡上的图片讨论并解决相关问题,但教师不参与讨论。此节主要考查考生根据已提供的信息卡上的图片进行讨论和相互交流的能力,形式有解决问题、排序、讨论、决策、或就两个完全相反的观点阐述自己的观点等。图片主要侧重反映现实生活中的热门话题,比如家庭、爱情、友谊、公德、人际关系、生活习惯、健康状况、娱乐休闲、时政热点、环境污染和人口与能源危机等。该节约需 3 分钟时间。

C 节:考查考生针对信息卡上的图片进行连续表达及简短讨论的能力。具体的考察过程可以分为两大部分:第一部分是由口试教师将信息卡 1(picture 1)放在 A、B 两位考生面前,让考生 A 就信息卡上的内容进行 3 分钟的连续表达,之后由考生 B 就考生 A 所讲的内容提出一个问题,考生 B 提问和考生 A 回答问题的时间共有半分钟;第二部分是由口试教师将信息卡 2(picture 2)放在 A、B 两位考生面前,让考生 B 就信息卡上的内容进行 3 分钟的连续表达,之后由考生 A 就考生 B 所讲的内容提出一个问题,考生 A 提问和考生 B 回答问题的时间也只共有半分钟。该节约需 7 分钟时间。在 C 节,新大纲与旧大纲有所不同。旧大纲是只把卡片递给其中的一名考生,让这名

考生将卡片给另外一名考生看一下,然后自己拿着卡片进行表达,在表达的过程中,另外一名考生不能看卡片。新大纲则是把卡片放在两名考生面前,这样,两名考生自始至终都能看到卡片,从而使两名考生之间表达、问答及交流的难度稍微降低了一些。这一点值得考生们注意。另外,新大纲比旧大纲考虑得更为周全,在C节增加了一张信息卡,这张信息卡是为考生C准备的,这是因为如果一个地区参加口试的考生人数为奇数,那么就会有一个3人组,这张信息卡就是为3人组中的考生C准备的。

二、评分标准

一) 评分原则与方法

在口试过程中,口试教师依照口试评分标准进行评分,而不对两名考生的口试情况作任何比照。口试教师依照口试各节的全部考查内容对考生进行口语评价,而不依照其中的某一部分独立评分。

口试由两名口试教师对考生的口语能力进行评价。不参与交谈的教师(accessor)根据评分标准列出的四项内容分项给分。参与交谈的教师(interlocutor)只给出一个综合分。

二) 合格标准

口试教师从以下四方面评价考生的口语能力:

1. 语法与词汇

根据考生使用语法与词汇的恰当性和准确性评分。要求考生能够运用准确的语法和丰富的词汇进行表达,允许存在一些不影响理解的错误。

2. 话语运用

根据考生话语的条理性和连贯性评分。要求考生具有较强的语言运用能力,能够连贯地传递信息、阐述观点等。允许有个别的不连贯之处。

3. 语音语调

根据考生为完成口试任务所产出语言的可理解程度评分。其中包括单音的清晰度,连读以及重音、节奏、语调运用的恰当程度。只要不对理解造成影响,允许考生在英语表达中带有母语口音。

4. 互动交际

根据考生相互交流和连续表达,完成交际任务的情况进行评分。要求考生能恰当地进行交际和导入话题。其中包括使用功能性语言和方法维持交流或进行交流补救,并能主动地进行讨论和展开话题。允许在交际中因组织思路和语言而出现个别停顿。

口试的成绩计算采用5分制,3分以上(含3分)为合格。

三、能力解读

口语考试是 PETS 重视英语应用能力测试的一个体现。大纲要求参加第四级口语考试的考生应能参与一般性或专业学术话题的讨论,不仅能够询问事实,还能询问抽象的信息;能够就某一观点的正确与否进行争论,详细说明一个问题、一个过程或一个事件;此外考生还应能够就某个一般性问题或所熟悉领域的问题进行阐述。具体来讲,考生应能:

1. 使用适当、精确的语言表达思想,并能产出较长的、内容连贯达意的话语,中途由于考虑措辞及语言的恰当性可以有正常的迟疑或停顿。

2. 积极地进行交流,并能使用有效的交流补救措施。

口试是对考生口语能力的综合性测试,练好口语不是一朝一夕之功。根据 PETS 第四级口语测试的评分标准,口语的能力主要体现在语法与词汇、话语运用、语音语调和互动交际 4 个方面。因此,考生在备考 PETS 第四级口语考试的过程中,就应该从与这 4 个方面相关的基本能力上着手进行针对性的练习。

一) 语法与词汇

PETS 第四级口语考试要求考生能够运用准确的语法和丰富的词汇进行表达,因此考生在备考过程中要在语法和词汇上多下功夫。从长远角度讲,语法和词汇是英语听说读写各项能力的基础,更是口语交流得以正常进行的基本保证,因此,考生须下大力气牢固地掌握语法和词汇。

在口语交流过程中,词汇的作用尤为重要。试想,如果考生没有一定数量的词汇和相关词组做保证,就不能把自己的所思所想用词汇表达出来,这样必然会大大影响语言交际的流利程度和交流效果,因此,考生一定要重视词汇的学习和积累。

积累常用词汇,扩大自己的词汇量,对于每一位考生来说是随时随地可以进行的事情,关键在于能不能持之以恒。考生可以有针对性地去强化记忆 PETS 第四级考试所要求的单词,也可以通过自己平时的大量阅读来积累词汇,殊途同归,都能达到扩大词汇量的效果。另外,考生也可以尽可能多地记忆与自己的学习生活密切相关的词汇,考生只要做有心人,就能牢固地记住它们,为提高自己的口语水平添砖加瓦。

二) 话语运用

PETS 第四级口语考试要求考生具有较强的语言运用能力,能够连贯地传递信息、阐述观点,也就是说考生要能利用所掌握的词汇、语法等语言知识来传递和获取信息,表达自己的观点等。这也是 PETS 口语考试考查的重点,因此也是我们广大考生在平时训练时需要注意的主要内容。

话语运用方面的训练就像我们在平时记忆词汇一样,随时随地都可以进行。比如,我们在日常生活里都会遇到很多事物和场景,此时就可以在心里试着用英语来表达自己的所思所想,这应该是考生练习话语运用能力的最佳途径,因为这样的运用考

生印象最为深刻,效果也最好。

但是,在自己训练的时候应注意的一点是,考生一定要用英语的语言习惯和思维方式进行思考和表达,否则,先想汉语,然后再找相对应的英语词汇进行翻译,这个过程对于考生练习口语是非常不利的。解决问题的方法就是要培养自己的英语语感。培养语感的方法很多,如大声朗读、背诵英语文章、观看英语原版电影以及与他人进行英语交谈,尤其是与比自己英语水平高的人或者是以英语为母语的外国人进行交流,还有参加一些公共英语活动,如英语演讲比赛、英语沙龙等,这些都能很好地培养考生的英语语感,并能提高自己用英语对话的流利程度。

三) 语音语调

PETS 第四级口语考试要求对考生完成口试任务所产出语言的可理解程度评分。其中包括单音的清晰度,连读以及重音、节奏、语调运用的恰当程度。

掌握标准的语音语调是顺利进行英语交际的最基本的先决条件。因为即使考生掌握了丰富的词汇和语法知识,话语的运用也非常流畅,能把观点和思想有条理地进行表达,但是如果说出来的英语让别人根本无法听懂,那就失去了交际的意义,交际的目的自然无法达到,更不用说考试了。因此,考生一定要注意自己的“说”。

加强语音语调的训练,考生一方面要校准自己的发音,弄清和掌握发音规律;另一方面要通过学习掌握英语重音、节奏、连读、语气和语调等在学习过程中的基本规则。就第二点来说,考生可以加强模仿英语原版录音或者录像中人物说话的语音、语调和重读等,在语气、口形等方面进行比照,经过长时间的练习和摸索,这方面的能力自然会有大的提高。在这个过程中,考生不要怕说,要勇敢地说出来,纠正错误或者有偏差的地方,这样才能不断地进步。

四) 互动交际

PETS 第四级口语考试要求考生能恰当地进行应答和导入话题。其中包括使用功能性语言和方法维持交流或进行交流补救,并能主动地进行讨论和展开话题,也就是要能和其他人(考试中是和另外一名或两名考生)搭上话并能进行进一步的交流,如果出现了误解或不理解,还要能及时地进行交流补救。

若要达到上述的互动交际的效果,考生在平时就应该加强对维持交流的功能性语言和方法的训练。维持交流的功能性语言和方法包括怎样问候别人,怎样介绍自己,怎么向别人告别或表达自己的感谢、祝愿、邀请、道歉等。

第二节 例题剖析

P ETS 第四级口试具有很强的实战性,因此我们要通过剖析典型例题,把握命题规律,才能寻找到一条通向口试成功的捷径。我们将在本节中通过对典型例题的解答和剖析来使考生对口试过程、内容、难度和应对策略等方面有一个初步的感性认识。

一、例题

Part A (2 minutes)

Interlocutor:

- Good morning/afternoon. Could I have your mark sheets, please? Thank you.
(*Hand over the mark sheets to the Assessor.*)
- My name is _____ and this is my colleague _____. He/she will just listen to us. So, you are _____ (name) and _____ (name)? Thank you.
- First of all we'd like to know something about you, so I'm going to ask you some questions.

(*Select two or more questions from each of the following categories for Candidate A.*)

Hometown

- Where are you from?
- How long have you lived there?
- What's it like living there?

Family/Study

(*To a student*)

- What can you tell me about your family?
- Can you tell me something about your studies?
- What do you specialize in?
- What do you enjoy most about your studies?
- What subject(s) do you like best?
- Have you ever worked during the vacation?
- What kind of job did you do?
- How did you like it?

(*To an adult who already has a job*)

- What job do you do?
- Do you like it? And why?
- What qualifications did you need in order to get your "job"?

(Select two or more questions from each of the following categories for Candidate B.)

Leisure

- Do you have any hobbies?
- How did you become interested in (whatever hobby the candidate enjoys)?
- Which do you prefer, watching TV or going to the cinema? What sort of program / film do you like to watch?
- What kinds of sports are you interested in? Why?
- What kinds of music do you enjoy most? Why?
- How do you usually spend your holidays?
- Is there anywhere you would particularly like to visit? Why?

Future Plans

- What do you hope to do in your professional life in the next few years?
- How important is English for your future plans? And please give reasons to support your view.

Part B (3 minutes)

Interlocutor:


• Now I'd like you to talk about something between yourselves and speak loudly so that we can hear you. You should take care to share the opportunity of speaking.

(Put the **Picture for Candidates** in front of both candidates and give instructions with reference to the picture.)

• Suppose you are going to add something to your room. What will you add? Where will you put them? Choose something in the picture, and give reasons for your choices.

• This picture is for your reference. You have three minutes for this. Would you like to begin now, please?

Picture



Part C(7 minutes)

Interlocutor :

• I'm going to give each of you a picture and I'd like you to first describe it briefly and then **give your comment** on what you see in the picture.

(Put **Picture Sheet 1** for Candidates in front of both candidates.)



• Candidate A, this is your picture. You have three minutes to talk about it.

• Candidate B, listen carefully while Candidate A is speaking. When he/she has finished, I'd like you to ask him/her a question about what he/she has said.

• Candidate A, would you like to begin now, please?

Candidate A: (About three minutes)

Picture Sheet 1



Interlocutor :

• Thank you. Now, Candidate B, could you please ask your partner a question?

(Half a minute for asking and answering the question.)

(Take back Picture Sheet 1 and put **Picture Sheet 2** for Candidates in front of both candidates.)


• Ok, Candidate B, here is your picture. You also have three minutes to talk about your picture.

• Candidate A, listen carefully while Candidate B is speaking. When he/she has finished, I'd like you to ask him/her a question about what he/she has said.

• Candidate B, would you like to begin now, please?

Candidate B: (About three minutes)

Picture Sheet 2



Interlocutor:

- Thank you. Now, Candidate A, could you please ask your partner a question?
(*Half a minute for asking and answering the question.*)
- Thank you. That is the end of the test.

二、名师精解**Part A**

(略)

Part B

[精解]根据做题步骤,考生应该首先进行审题,从口试教师的话语中找出关键的词语:what, where 和 reasons, 也就是考生进行讨论时的中心和重点。第二步,弄明白 picture 中给出的物品或者设施,这是讨论过程中具体的内容和项目, picture 中的内容如下: a telephone, a bookshelf, a pot of flower, a painting, a TV set, a personal computer, a wall-mounted clock 和 an alarm clock。第三步,搞清楚了上述的内容以后,考生再进行讨论。在讨论的过程中,考生应该注意两个问题:一个是使用恰当的方位词,如 on, in front of, in the middle of, behind, under 和 above 等;另一个是讨论的时候要注意多和其他考生交流和沟通,否则,讨论会出现一些对谁都不利的情况。

以下讨论供参考:

Candidate A: What do you think should be added to our room?

Candidate B: Let me see. Oh, a telephone and a computer should first be provided for us to contact our relatives and classmates easily and obtain information through the internet.

Candidate A: You can say that again. But I'm not sure whether we need a TV set. What is your opinion?

Candidate B: From my point of view, TV is not important to us. If we want to keep informed of what's going on at home and abroad, we can achieve our purpose over radio or via computer networking instead.

Candidate A: OK. Besides I reckon we also need a wall-mounted clock or an alarm clock, and I like an alarm clock, as I'm a heavy sleeper and always oversleep. Would you like a painting and a pot of flowers?

Candidate B: I agree with you to have them arranged in the room because they don't occupy much room and can make our life colorful. In the room like that, we will feel very happy.

Candidate A: Right. Let's see where we locate all these items. Firstly, I think we can put the computer on the desk beside the window.

Candidate B: Good idea! What about the telephone?

Candidate A: Would you like to place it on the shelf?

Candidate B: OK. And we can put the alarm clock beside your cupboard.

Candidate A: Great! Is there any proper place for the flower pot?

Candidate B: Certainly. We can put it on the windowsill.

Candidate A: Right. And a painting needs to be put on the wall.

Part C

[精解] 考生在对两幅图片进行描述之前,应该具体应对。比如要注意在描述和讨论之前首先要对图片所传递信息的主题有准确的领会和把握,描述过程中要有层次、有条理、有重点,主次分明;注意描述和评论过程中所用的时态、语态;提问和回答问题要简单精炼等。

我们仔细观察这两幅图片,可以看出第一幅反映的是现在独生子女家庭里以孩子为中心所产生的问题,以及孩子的教育问题等,可以概括为“The problem of the one-child family”;第二幅反映的是随着生活水平的提高和改善,人们之间的“距离”在逐步地拉大这一问题,这幅图片的主题可以概括为“The dramatic changes of marriage between the husband and the wife from 1988 to 1998”。在对图片的主题有了把握以后,考生可以根据自己的理解进行描述和表达。以下是参考回答:

Picture Sheet 1

Candidate A: As we can see, these two pictures reflect problems of the one-child family. In the left picture, we can see that a boy is playing video games in front of a television while surrounded by four people: his grandma, grandpa, mother and father. His grandma is busying feeding him and his grandpa is holding a mug ready to serve drinks. At the same time, his mother is knitting a sweater for him while his father is helping check his homework. The boy is being well looked after, and in other words, we can say the boy is much spoilt. In the right picture, it shows that the boy is so scared when he is pressed to learn to play the piano, chess, practicing handwriting, etc., which take up most of his spare time. In brief, we should say that parents shouldn't expect too much of their children and they should let them be more independent. That is to say, children shouldn't be overloaded; they should be let to choose what they like to learn in their spare time. I think that if one child learns something without pressure, he will be motivated and enjoy learning it.

Candidate B: Do you have any idea why the parents force their children to learn different courses in their spare time?

Candidate A: Perhaps parents believe that the future world will be full of fierce competition, so their children should learn more skills to achieve success. Therefore, they force their children to learn different courses to acquire all kinds of skills and knowledge, but pay little attention to children's own preferences, which may affect their health both physically and mentally.

Picture Sheet 2

Candidate B: These two pictures suggest the dramatic changes of marriage between the husband and the wife from 1988 to 1998. In 1988, the couple got married just now and they looked very young. The husband looked very handsome and the wife looked very pretty and lovely. From the picture we can see that the husband was sitting next to the wife, offering the dish to the wife. They were talking and laughing. And so we know that they lived a happy life and they loved each other very much. However, ten years later, the husband and the wife are sitting at both ends of the table, speechless. Much food is untouched. With a glass of wine in his hand, the husband lowers his head, eating something. The wife, with tears in her eyes, is too heart-broken to eat anything. Silence hangs over the dining room. It is clear that there is a big distance between the couple. Their love is gone as time goes on and they seem strangers to each other. These two pictures describe a tragedy, which warns people of the potential crisis. We can learn from the picture that more concern and communication are in great need even after marriage. Mutual understanding will contribute a lot to deepening love and strengthening happy marriage.

Candidate A: What do you think they should do to shorten the distance between them?

Candidate B: In my opinion, both of them should adopt a positive attitude toward their current relationship. They should make efforts to talk out their differences, show concern for each other by putting oneself in his or her position and set aside some time to stay with each other. Mutual understanding and communication can help them to shorten the distance between them.

第三节 命题规律

全 国英语等级考试第四级的口试内容包罗万象,涉及日常生活诸多方面,因此要求考生要具备较强的英语运用能力。在实践及训练过程中,应极其注意运用英语口语和习语表达方式。以下根据《大纲》样题就三部分口试命题要点作逐一介绍:

一、A 节命题规律

一) 口试教师与考生对话部分

本节主要考查考生作自我介绍的能力,如日常生活、家庭背景、家乡概貌、学习情

况、工作情况、受教育情况、个人兴趣爱好、未来计划等。考生应当根据大纲的要求设计本节口语考试的问题,同时注意搜集相关的词汇及表达方式,并尽可能组合为两人小组进行角色表演,一问一答。

二) 口试样卷

Part A (2 minutes)

Interlocutor :

- Good morning/afternoon. Could I have your mark sheets, please? Thank you.

(*Hand over the mark sheets to the Assessor.*)

- My name is _____ and this is my colleague _____. He/she will just listen to us. So, you are _____ (name) and _____ (name)? Thank you.

- First of all we'd like to know something about you, so I'm going to ask you some questions.

(*Select two or more questions from each of the following categories for Candidate A.*)

Hometown

- What can you tell me about your hometown?

Work/Study

Are you still a student or do you already have a job?

(*To a student*)

- What do you specialize in?
- What do you enjoy most about your studies?
- What subject(s) do you like best?
- Have you ever worked during the vacation?
- What kind of job did you do?
- How did you like it?

(*To an adult who already has a job*)

- What job do you do?
- Do you like it? And why?
- What qualifications did you need in order to get your "job"?

(*Select two or more questions from each of the following categories for Candidate B.*)

Family

- What can you tell me about your family?

Leisure

- Do you have any hobbies?
- How did you become interested in (whatever hobby the candidate enjoys)?
- Which do you prefer, watching TV or going to the cinema? What sort of program / film do you like to watch?