


European Federation of Chemical Engineers
Europäische Föderation für Chemie-Ingenieurwesen
Fédération Européenne du Génie Chimique

EFCE Publication Series No. 3

DISTILLATION

Volume 1

3rd International Symposium
London, April 1979
Event No. 213 of the EFCE



Institution of
Chemical Engineers

1979

Third International Symposium on

DISTILLATION

1979

A Symposium organised by the Institution of
Chemical Engineers in conjunction with the Fluid
Separation Process Group and the EFCE Working
Party on Distillation, Absorption and Extraction

CASCADE MINI-RINGS® — Performance based on operating experience in > 1000 columns with diameters up to 31 ft.

Not only in distillation* e.g.

	Tower Diameter	Packing replaced	Efficiency Improvement %	Capacity Improvement %
Fatty Acids	3,8 m	2" Pall type	20 ⁽²⁾	25
Gasoline	1,5 m	Bubble caps	100	27
DMT	3,5 m	Sieve Trays	80	53
DMT	2,7 m	30mm Pall type	11 ⁽¹⁾	40
Perfumes	1,2 m	2" Pall type	14	38
Essences	450mm	1" Saddles	61	69

*Ask for technical paper RP 784

but also in:—

Odour/Dust Removal — Carbon Black, Na₂, CO₃, Na₂ SO₄, abbatoirs, bone rendering, glue etc.

Liquid Effluent Treatment — domestic, dairies, breweries, oil, abattoir etc. in total > 400 installations

Send for our design manual TP/US/B1, containing 44 industrial case studies.

Mass Transfer Limited

Registered office: Heversham Cumbria Eng LA7 7EB
Telephone: (044 82) 3851 telex: 65145

Mass Transfer Inc. Suite 955 One Corporate Square 2600 South West Freeway
Houston Texas 77098 Telephone: (713) 526 1131 telex: 775598



Offices in Belgium, France, Germany and agents in most countries

The Third International Symposium on Distillation was organised by the following committees:—

TECHNICAL PAPERS COMMITTEE

Chairman: Professor H. Sawistowski
Mr. B.W. Boothroyd
Professor S.R.M. Ellis
Dr. J.R. Flower
Professor G.G. Haselden
Dr. M.J. Lockett
Mr. A. Newton
Professor K.E. Porter
Professor F.J. Zuiderweg

ORGANISING COMMITTEE

Chairman: Mr. P.R. Perkins
Mr. H.A. Day
London & South Eastern Branch

Liquid Assets

Materials such as isopropanol, DMF, NMP, aromatic solvents etc can well be called liquid assets in the operation of many processes. Here at Chemical and Thermal we specialize in the design, supply, construction and commissioning of complete distillation plant to optimise the utilisation of such valuable resources.

Process Selection

Chemical and Thermal plants operate under vacuum, atmospheric or high pressure conditions employing fractional, simple, flash, inverse mode or azeotropic methods of distillation.

Plant Size

Plants vary in size from £50,000 to several million pounds and range from small batch units to large continuous packed or plate columns employing steam, heat transfer fluid, electric induction or resistance coils as the heat transfer medium.

Individual Design


Plants are individually designed, with possible plant configurations being evaluated in relation to both site and process constraints coupled with Chemical and Thermal's computer design and pilot plant facilities. A range of skid mounted units is available for standard solvent recovery and fractionation duties.

Instrumentation and Control


Instrumentation philosophy is typically a function of client choice, plants having been built for operation under conventional analogue, microprocessor or D.D.C. form of control.

Chemical and Thermal Engineering

CTE House, Beech Lane, Wilmslow,
Cheshire SK9 5HG
Telephone: Wilmslow (0625) 532711
Telegrams: Chemitherm, Wilmslow,
Cheshire. Telex: 669007



DISTILLATION PROBLEMS?



CADC ANSWERS....

Our interactive process design programs CONCEPT MK. IV and MULTICOL offer a wide range of easy-to-use options for the design and simulation of distillation systems, including Crude Oil towers with side strippers, extractive distillation, multi-column processes with re-cycles, and natural gas systems.

CONCEPT MK. IV

With its library of over 50 Unit Operation Subroutines CONCEPT MK. IV provides many rigorous and short-cut methods plus uniquely flexible 'control' facilities, and a new convergence technique GENSEC, more powerful than anything published.

MULTICOL

By avoiding the modular sequential approach MULTICOL can solve those tricky problems with multiple towers, recycles and reverse flow streams. You can even start with the products and calculate the feeds!

KEYDATA Physical Properties

The KEYDATA system, with 4 major databanks, plus oil fraction and users private data facilities is linked directly to CONCEPT MK. IV and MULTICOL. There is a wide range of options including PPDS to provide data on many properties.

How do I make use of them?

CADC Process Design Systems are available through leading service bureaux or can be installed on your own computer. Naturally, full Training and Engineering Support are part of the service.

Call us at

Process Industries Group
Computer Aided Design Centre
Madingley Road
Cambridge CB3 0HB
Tel: (0223) 63125
Telex: 81420


in North America

AAA Technology & Specialities Co.Inc.
P.O. Box 37189
Houston
Texas 77036
Tel: (713) 789 6200
TWX: 910-881-2425




KnitMesh

COLPACKS




MULTIFIL


MULTIFILAMENT KNITTED MESH




HYPERFIL



95% VOIDS GIVING
LOW PRESSURE DROP



BUNCHED WIRES
GIVING CAPILLARY
LIQUID FLOW



DEEP CRIMP
GIVING RESILIENCE
AND CLOSE FIT IN TOWER

Maximum Efficiency, Minimum Pressure Drop



KnitMesh Limited

SANDERSTAD STATION APPROACH, SOUTH CROYDON, SURREY CR2 0YY. GREAT BRITAIN
Telephone: 01-657 0921 & 01-657 0107 Telex: 263395 KnitMesh CRO

ChemShare



PRESENTS

THE 5 MINUTE COLUMN DESIGN!

ITS TRUE!

USING CHEMSHARES COMPREHENSIVE STATE-OF-THE-ART TECHNIQUES, ALL AUTOMATICALLY AVAILABLE VIA BUREAU SERVICES OUR USERS CAN CONSISTENTLY DO THIS!

STEP 1

DEFINE FEEDSTOCK AND PRODUCTS, RUN A SHORTCUT PROGRAM TO PRODUCE A RESULTS TABLE DETAILING TRAY NUMBERS, FEED LOCATION, REBOILER AND CONDENSER DUTIES FOR VARIOUS REFLUX RATIOS. — 2 MINUTES

STEP 2

USE THIS INFORMATION TO DEFINE INPUT FOR A RIGOROUS PROGRAM, RUN — JOB DONE!

OUTPUT INCLUDES, PRODUCTS, COLUMN PARAMETERS, TRAY BY TRAY COMPONENT TRAFFIC & PROPERTIES ETC. — 3 MINUTES

AND OF COURSE BY USING CHEMSHARE YOU CAN BE SURE OF ACCESS TO THE LATEST PROVEN THERMODYNAMIC & COMPONENT DATA.

**INTERESTED?
RING**

**john helliwell
jim craft**

01-387 2264

0625-532113

See our No.2 catalogue

QVF Unit operations and processes

No.1 catalogue

QVF Process plant and pipeline.

No. 1's just over twelve months old now and still in great demand.

It was intended primarily as an aid to the design of glass process systems. Our aim was to present concise, factual data in sufficient detail to enable the reader to specify correctly from our wide range of over 4,000 standard components.

No.2 catalogue

QVF Unit operations and processes.

No. 2's brand new, but by no means replacing its opposite number

It complements it!

It contains details of the complete range of unit operations and processes available from Corning Process Systems, but that's not all

It outlines, through Corning's experience, all the possible areas of use of QVF glass in unit operations which occur regularly in the chemical industry. It further emphasises the flexibility of QVF glass installations and the mechanical and process engineering competence which exists at Corning.

Corning units in glass include columns up to 1 metre in diameter and glass lined reactors and tanks up to 20,000 litres in capacity. Corning is also an engineering house which uses other materials whose corrosion characteristics are compatible with those of glass.

Contents

Reaction
Distillation
Evaporation
Gas liquid reaction
Absorption
Extraction
Crystallisation

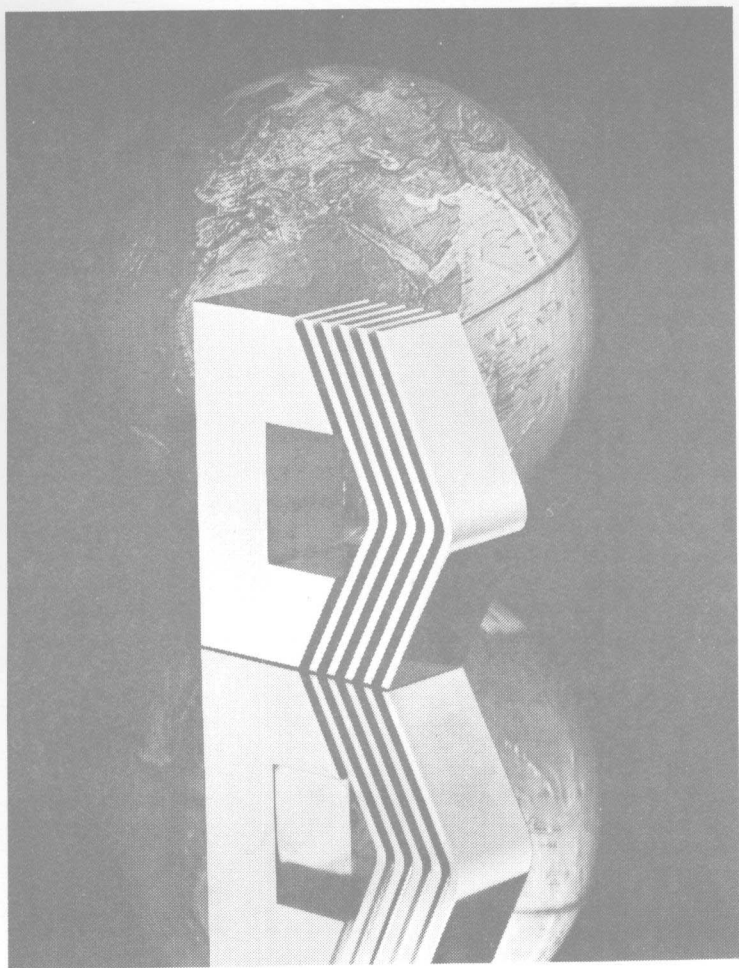
Useful technical data sheets are included with each section.

Ask for your free copy now.

CORNING

Corning Process Systems
Corning Limited
Stone, Staffordshire
ST15 0BG, England
Tel: 0785 83 2121
Telex: 36226
Cables: Corning Stone

CORNING



Davy – engineering and construction of major projects
for the process, metals and energy industries
– anywhere in the world.

making technology work



Davy

**Davy International
(Oil & Chemicals) Ltd**
8 Baker Street, London W1M 1DA
Tel: 01-486 6677 Telex: 22527



eta process plant ltd.

The latest addition to our
comprehensive range of distillation
trays and tower packings

LEVAPAK™


by Max Leva

The most efficient distillation packing
available in plastic or metal



Brochures from:

Eta Process Plant Ltd., The Levels, Brereton, Rugeley, Staffs., England
Telephone: Rugeley (08894) 6524 Telex: 36519



The first metal tower packing worthy of the Intalox® trademark.

Processors worldwide recognize the Intalox and Super Intalox trademarks as representing two of the most significant advances in packing design.

Now, after exhaustive development and pilot testing, Norton Company has added another member to its Intalox family: **Intalox metal tower packing**. It is designed especially for use in distillation towers . . . new or revamped, large diameter or small, **packed or trayed**.


Intalox metal packing looks different, and is. Neither a saddle nor a ring, Intalox metal media takes advantage of both designs thus creating benefits unique to this modern distillation packing. The unique design features deliver high efficiency and high capacity.

Note the graph. At equivalent gas-liquid rates, a new installation packed with Intalox #50 metal packing will be 35% shorter than a trayed tower, and 30% smaller in cross sectional area.

The use of Intalox metal packing in existing towers provides 60% more theoretical plates for any given height than sieve trays, as well as 30% greater through-put.

Mass transfer efficiency of this caliber also permits the use of lower reflux ratios with the resultant savings of energy per unit of product.

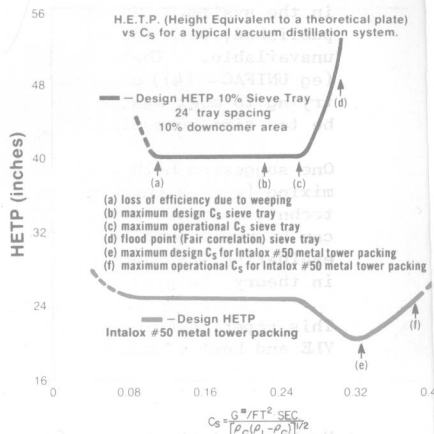
Before your next turnaround, talk with your Norton man. A change to Intalox metal tower packing can mean an increased productivity, lower energy use, and reduced product cost. If you're contemplating a new installation, the superior performance of Intalox metal media can cut your capital outlay by reducing tower size. Call or write for complete information.



At last!

A packing designed specifically for distillation

INTALOX® metal tower packing



NORTON

CHEMICAL PROCESS PRODUCTS

KING ST., FENTON, STOKES-ON-TRENT, ST4 2LT, TEL 0782 45561, TELEX 36179

Akron, Atlanta, Chicago, Houston, Los Angeles, New York • Burlington, Canada • Mexico City, Mexico
Stoke-on-Trent, England • Lidcombe, Australia • Conflans, France • The Hague, Holland • West Germany

Not just hardware... Answer

CONTENTS

SESSION 1 — Vapour/Liquid Equilibria

Chairmen: U. Onken, D. Zudkevitch, J.R. Flower

	Page
The Prediction of Vapour-Liquid Equilibria from Heat of Mixing Data by S. Wilkinson	1.1/1
Vapour-Liquid Equilibrium with Association in Both Phases. A recent Model Applied to Acetic Acid — Water and — Alcohols by J.D. Jenkins and M. Gibson-Robinson	1.1/17
The Prediction of Multicomponent Vapour-Liquid Equilibria from Binary Heats of Mixing by R.W. Hanks and J.J. Christensen	1.1/29
Effect of Heat of Mixing and Vapour-Liquid Equilibrium on Design, Performance and Economics of Distillation by A.K.S. Murthy and D. Zudkevitch	1.1/51
Application of a Cubic Equation of State to Vapour-Liquid Equilibria of Systems Containing Polar Compounds by G.S. Soave	1.2/1
Prediction of Vapour-Liquid Equilibria in Systems Containing Aliphatic Alcohols and Alkanes by E. Neau and A. Peneloux	1.2/17
Equation of State Calculations of VLE in Mixtures Containing Light Organic Acids by M. Baumgartner, W. Rupp and H. Wenzel	1.2/31
The Use of Two-Parameter Equations of State for Predicting Vapour-Liquid Equilibria by B.C. -Y. Lu, W.K. Chung, T. Ishikawa, S.E.M. Hamam and M. Kato	1.2/57
Effects of Equilibrium Data Correlating Equations on the Design of Continuous Rectification Columns for Binary Separations by R.P. Verhille	1.3/1
Selection of Solvents for Extractive Distillation Using Predicted and Correlated VLE Data by B. Kolbe, J. Gmehling and U. Onken	1.3/23
Thermodynamics of Multicomponent Liquid-Liquid-Vapour Equilibria for Distillation-Column Design by G. Maurer and J.M. Prausnitz	1.3/41

SESSION 2 — Distillation Fundamentals

Chairmen: K.E. Porter, A. Mersmann, R. Sargent, H. Sawistowski, G.G. Haselden,
R.G.H. Prince

	Page
New Models for Point Efficiency by G.L. Standart, R. Bragg, M.S. Uddin, A.H. El Yafi and E. Yaroson	2.1/1
Murphree Efficiencies in Multicomponent Systems by A. Vogelpohl	2.1/25
Prediction of Rectification Kinetics Incorporating Heat Exchange Between Phases by N.M. Zhavoronkov, V.A. Malyusov and Ya. D. Zel'vensky	2.1/33
The Thermodynamic Efficiency of Distillation by B. Linnhoff and R. Smith	2.1/47
Sieve Plates: Dispersion Density and Flow Regimes by P.A.M. Hofhuis and F.J. Zuiderweg	2.2/1
The Froth Spray Transition by R.G.H. Prince, A.P. Jones and R.J. Panic	2.2/27
Characterisation of Dispersion in the Spray Regime of Sieve-Plate Operation by M.A. Jeronimo and H. Sawistowski	2.2/41
Mass Transfer Efficiency on Simulated Industrial Sieve Trays Operating in the Spray Regime by J.A. Raper, N.T. Hai, W.V. Pinczewski and C.J.D. Fell	2.2/57
Mass Transfer on Valve Trays with Modifications of the Structure of Dispersions by S. Weiss and J. Langer	2.3/1
A Micro-Processor System to Monitor Distillation Plate Efficiencies (Applications to the Study of Surface Tension and Viscosity Effects) by P.H. Calderbank and J. Pereira	2.3/27
Downcomer Hydraulics at High Liquid Flowrates by M.J. Lockett and A.A.W. Gharani	2.3/43
Enhanced Mass Transfer in Distillation by Use of Baffled Trays by K.E. Connelly and G.G. Haselden	2.3/65
Vapour-Liquid Flow Structure on Bubbler Plates by V.V. Kaforov, V.V. Shestopalov and Y.A. Komissarov	2.3/79
Pressure Pulsations in Sieve-Tray Columns by G.H. Priestman, D.J. Brown and H.K. Kohler	2.4/1

	Page
Simulated Mass Transfer Performance of Plate Columns Operated with Periodic Cycling by I.A. Furzer	2.4/17
Periodic Distillation in a Horizontal Column by G. Baron and S. Wajc	2.4/33
Flow Induced Vibration of Distillation and Absorption Column Trays by R.J.P. Brierley, P.J.M. Whyman and J.B. Erskine	2.4/45
Simultaneous Heat and Mass Transfer for Multicomponent Distillation in Continuous Contact Equipment by O.C. Sandall and M.M. Dribika	2.5/1

VOLUME 2 starts on page 2.5/21

The Influence of Gradients in Surface Tension on the Mass Transfer in a Packed Column by H.W. van der Klooster and A.A.H. Drinkenburg	2.5/21
Liquid Flow and Liquid Phase Mass Transfer in Irrigated Packed Columns by J.B. Zech and A.B. Mersmann	2.5/39
Control of a Binary Distillation Column using Nonlinear Composition Estimators by M.K. Shah and W.L. Luyben	2.6/1
Control of the Top and the Bottom Product Compositions in a Pilot Distillation Column by S.A. Dahlqvist	2.6/25
New Distillation Calculation Method Utilizing Salient Features of Both Short-Cut and Tray-by-Tray Methods by S. Ohmura, M. Hirata and S. Kasahara	2.6/51
New Interaction Effects in Distillation Column Dynamics by H. Hajdu, P. Foldes and P. Mizsey	2.6/67
Dispack — Using a Combination of Algorithms to Solve Difficult Distillation and Absorption Problems by R.J.P. Brierley and R. Smith	2.6/89

SESSION 3 — Column Performance

Chairmen: J.R. Fair, H.A. Day, B.W. Boothroyd

The Lower Capacity Limits of Packed Columns by R. Schmidt	3.1/1
---	-------

	Page
Foaming in Crude Distillation Units by A.D. Barber and E.F. Wijn	3.1/15
Fluidynamic Behaviour and Efficiency of Sieve Trays at Low Gas Rates by A. Brambilla, E. Gianolio and G.F. Nencetti	3.2/1
Performance of a Commercial Scale Sieve Tray by M. Sakata and T. Yanagi	3.2/21
Contribution to the Design of Sieve Trays Without Downcomers by H.L. Mahendru and A. Hackl	3.2/35
Weeping and Entrainment Studies for Sieve and V-Grid[®] Trays in an Air-Oil System by Dale E. Nutter	3.2/47
Industrial Application of Sieve Trays with Hole Diameters from 1 to 25mm With and Without Downcomers by H. Kreis and M. Raab	3.2/63
Performance of the New Regular Tower Packing "Mellapak" by W. Meier, R. Hunkeler and D. Stocker	3.3/1
Metal Intalox — A New Distillation Packing by R.F. Strigle Jr., and K.E. Porter	3.3/19
Performance and Design of Packed Distillation Columns by William L. Bolles and James R. Fair	3.3/35
 SESSION 4 — Particular Distillation Processes	
<i>Chairmen:</i> M. Huber, R. Billet	
Energy Saving Alternatives to Conventional Distillation by F.E. Rush, Jr.	4.1/1
Distillation Columns with Vapour Recompression by R. Danziger and W. Baumer	4.1/15
Applicability of Some Energy-Saving Techniques in a Distillation Process for Treatment of Sulphite Pulping Condensates and Economic By-Product Recovery by G.N. Zacchi and G.S. Aly	4.1/35
Safety Aspects in Distilling Thermally Unstable Compounds by E. Achsel	4.1/59
Azeotropic Distillation Using Unifac by T. Magnussen, M.L. Michelsen and Asa. Fredenslund	4.2/1

	Page
The Behaviour of Multicomponent Azeotropic Distillation Processes by M.F. Doherty and J.D. Perkins	4.2/21
Distillation with Chemical Reaction in a Packed Column by H. Sawistowski and P.A. Pilavakis	4.2/49
Distillation with Chemical Reaction — The Distillation of Formaldehyde Solutions in a Sieve Plate Column by B. Davies, J.D. Jenkins and S. Dilfanian	4.2/65
Simulation of Mass Transfer Controlled Countercurrent Separation Processes Accompanied by Chemical Reactions by B. Hegner and M. Molzahn	4.2/81

SESSION 5 — Review of Conference and Suggestions for Future Research

Chairman: F.J. Zuiderweg

The Interrelationship between Industrial Practice and Academic Research in Distillation and Absorption by K.E. Porter and J.D. Jenkins	5.1/1
--	-------