

版权合同登记：图字 06-1999-188 号

图书在版编目 (CIP) 数据

开口说美语 (第一册) / 申丕编译. - 沈阳: 辽宁教育出版社, 2000.1  
ISBN 7-5382-5656-3

I. 开… II. 申… III. 英语, 美国 - 口语 - 教材 IV. H319.9

中国版本图书馆 CIP 数据核字 (1999) 第 71507 号

Speak up: Listening & Pronunciation for Beginning Students

COPYRIGHT © 1998. by Heinle and Heinle Publishers, A Division of International Thomson Publishing Inc. ALL RIGHTS RESERVED. No part of this book may be reproduced or transmitted in any form or by any means, electronic or mechanical, including photocopying, recording or any information storage and retrieval system, without permission, in writing, from the Publisher. AUTHORIZED EDITION FOR SALE IN P. R. CHINA ONLY. ISBN: 0-8384-4998-0

本书中文简体字版由美国 Heinle 和 Heinle 出版公司授权辽宁教育出版社独家出版, 只供在中华人民共和国境内销售。

版权所有, 翻印必究

辽宁教育出版社出版

(沈阳市和平区北一马路 108 号 邮政编码 110001)

朝阳新华印刷厂印刷 辽宁万有图书发行公司发行

开本: 787 × 1092 毫米 1/16 字数: 150 千字 印张: 8 1/2

印数: 1—3 000 册

2000 年 1 月第 1 版 2000 年 1 月第 1 次印刷

责任编辑: 许苏葵 施 翀 责任校对: 马 慧 王 玲

定价: 25.00 元 (共二册)

## 前言

本教材适宜作高中、大学非英语专业一、二年级、短训班和高级班的听说教材。在学英语的过程中，有很多学生掌握了很多词汇，甚至在阅读方面已达到高级水平，也有一定的听说能力，但总觉得有一个坎过不去，其表现主要在听说上：在听成段的语言时联贯不起来整体意思，听懂的是片言只语；口头表达不出来，或说上一、二句就卡住了。

分析这种原因有二：一是语音不过关。难点发音组合、连续、吞音、浊化、重音、弱强读、语调、强调等诸方面有漏洞。二是语速反应不过关。语速一快就听成了一片模糊的东西。本教材围绕语音和语速各方面的问题系统地逐个解决，目的就是要帮助这些学生过这个坎，使学生的听说能力进入中级水平。教材中每一课的目标语言都是要解决的语音服务。学生要在语音这个最基本的问题上下大功夫，熟练练习每一课的语音部分就一定能把漏洞补起来。语音上有漏洞想过听说关是根本没有指望的。

此外，本教材严格地把语言结构、句子长度、所用词汇控制在帮助学生过语音和速度关的程度范围内，注意听说能力的自然渐进，使学生在不感到难度上有任何跳跃的语境中度过速度关。

音标符号是一个不可忽视的大问题。一个音，尤其是元音的音值不确切就会与相邻的诸个音混淆。二、三个音的音值不确切就会造成整个语音系统的模糊，语速稍快语音反应就不确切也就不可避免了。

造成学生在发音上难以适从的根本原因是诸多的注音符号系统。现广泛使用的就有五套：IPA, Kenyon & Knott, Prator & Robinette, Jones, Webster's。

语音学家采用不同的语音符号并不是由于说英语的人的发音不一样，而主要是由于各派语音学家对同一个音的看法不同，从而采取不同的表述方式造成的。本来我们只使用国际音标的英语注音系统就可以了，在美国教材和字典大量涌入我国市场后，由于注音符号不同，就好像英美人说的一种语言了，以为国际音标不能给美国英语注音了。这是一种错误的看法，其实英美音的差异绝没有北京话和天津话的差异大。

首先我们要明确英美人交流是没有问题的，所谓英美发音差异可以说有四个方面：一是个别音的普遍发法不同。如can't这个词中的a，英国人读/ɑː/，而美国人读/æ/。二是个别词的普遍发法不同。如schedule这个词，英国人读作/'ʃedjuːl/，而美国人读作/'skedjuːl/。三是美国人/ɑː/和/ɔ/音不分，如father和bother中的第一个元音，都发成近于英音的/ɑː/。所以美国的注音系统在这一处都采用了/ɑ/这一符号。四是美音以r或re结尾的词后带/r/音，但没有辨义功能。要想从根本上解决发音的符号问题，知道了以上这几点区别，只用自己已掌握了的那一套发音符号的字典就可以了。

本书基本采用Prator & Robinette语音符号系统，由于我国多数教师和学生对国际音标较为熟悉，以下给出两套符号的对照表，以便查对。

申 丕

1999年8月


# unit 1

## It's Not Miss. It's Ms.

In this unit you will practice: final /s/ /z/ (Miss/Ms.)

Before you begin: Discuss the following questions with your classmates.

- ◆ In the United States, people have different formal titles: Dr., Mr., Miss, Ms., Mrs. Which of these titles could be used for the man?
- ◆ Which could be used for the woman?



A. Read the questions. Then listen to the conversation and answer them.

1. Who are the speakers?
  - a. two men
  - b. a man and a woman
  - c. two women
2. Where are they?
  - a. in Dr. Baines's office
  - b. at work
  - c. at home

3. What is the woman's name?
  - a. Miss Cruz
  - b. Mrs. Cruz
  - c. Ms. Cruz
4. What does the man call her?
  - a. Miss Cruz
  - b. Mrs. Cruz
  - c. Ms. Cruz

**B. Listen and repeat these words.**

s	z
this	is
thanks	he's
yes	she's
class	Ms.
office	please
six	where's
Miss	Baines

**Look at the words below. Then listen to the conversation again. Is the final sound in each word s or z ? Make a check (✓) for each word.**

	s	z
1. where's	_____	_____
2. Dr. Baines	_____	_____
3. Miss	_____	_____
4. Ms.	_____	_____
5. he's	_____	_____
6. his	_____	_____
7. office	_____	_____
8. what's	_____	_____
9. six	_____	_____
10. thanks	_____	_____

**C. Listen to the conversation and write the missing words in the blanks.**

PEDRO: \_\_\_\_\_ that?

BILL: \_\_\_\_\_ Elvira. \_\_\_\_\_ a guard.

PEDRO: \_\_\_\_\_ Mr. Matthews?

BILL: \_\_\_\_\_ in the laboratory.

PEDRO: \_\_\_\_\_ six?

BILL: No, \_\_\_\_\_ seven.

D. Listen to these numbers and repeat them.

one	six	eleven	sixteen
two	seven	twelve	seventeen
three	eight	thirteen	eighteen
four	nine	fourteen	nineteen
five	ten	fifteen	twenty

Listen and write the numbers you hear.

a. _____	b. _____	c. _____
d. _____	e. _____	f. _____
g. _____	h. _____	

E. Ana Cruz is giving Ken Matthews some telephone numbers. Listen to the conversation and write the numbers on the correct lines.

<i>Guard's office</i> _____  <i>Dr. Jurgens's</i> <i>office</i> _____ <i>home</i> _____	<i>Ana Cruz's office</i> _____  <i>Ana Cruz's home</i> _____
--	--

F. Ask five classmates for their telephone numbers and write them down.


	Name	Telephone Number
1.	_____	_____
2.	_____	_____
3.	_____	_____
4.	_____	_____
5.	_____	_____

## unit 2

# Sam Zednick, Please.

In this unit you will practice: initial /s/ /z/ (Sue/zoo)

Before you begin: Discuss the following question with your classmates.



◆ What does a receptionist do?

A. Read the questions. Then listen to the conversation and answer them.

1. Who are the speakers?
  - a. two men
  - b. two women
  - c. a man and a woman
2. Where are they?
  - a. in the office
  - b. on the phone
  - c. in a laboratory
3. What is the conversation about?
  - a. a movie
  - b. an experiment
  - c. a scientist

**B. Listen and repeat these words.**

s	z
sink	zinc
Sue	zoo
seal	zeal
sip	zip

**Sometimes words are spelled with an s but sound like z. Listen to these words. Circle the ones that have a z sound.**

- |          |             |            |
|----------|-------------|------------|
| 1. Susan | 3. secret   | 5. test    |
| 2. sorry | 4. thousand | 6. visitor |

**Listen to the sentences. Write s or z in the blanks.**

1. A \_\_\_\_\_ oologist is a kind of scientist.
2. The symbol for \_\_\_\_\_ ero is 0.
3. \_\_\_\_\_ eals are animals.
4. A \_\_\_\_\_ oo is a place for animals.
5. There is a \_\_\_\_\_ ink in the kitchen.
6. \_\_\_\_\_ inc is a kind of metal.
7. My sister's name is \_\_\_\_\_ usan.

**Listen to each line of the conversation and repeat it.**

ZACK: Sam Zednick, please.  
OPERATOR: Sam Zednick the scientist?  
ZACK: Yes, the zoologist.  
OPERATOR: I'm sorry. He isn't here.  
ZACK: Is his assistant, Zoe Slade, there?  
OPERATOR: I'm sorry, she isn't. Can I take a message?  
ZACK: Yes. Please tell Dr. Zednick that Zack Simpson called from Central Language School.

**C. Listen to the letters of the alphabet and repeat them.**

A B C D E F G H I J K L M  
N O P Q R S T U V W X Y Z

**Word Puzzles: Write the letters you hear. Then spell words with the letters. Follow the example.**

- |                            |                |
|----------------------------|----------------|
| 1. e - r - b - a - z _____ | 1. zebra _____ |
| 2. _____                   | 2. _____       |
| 3. _____                   | 3. _____       |
| 4. _____                   | 4. _____       |

**D. Listen to the conversation. Write *is, she's, or isn't* in the blanks.**

OPERATOR: Good morning, Central Language School.

ZOE SLADE: Good morning. \_\_\_\_\_ Zack Simpson there, please?

OPERATOR: No, Mr. Simpson \_\_\_\_\_ here this morning.

ZOE SLADE: \_\_\_\_\_ his assistant there?

OPERATOR: Yes, she \_\_\_\_\_, but she \_\_\_\_\_ in her office.

ZOE SLADE: Well, where \_\_\_\_\_ she?

OPERATOR: \_\_\_\_\_ in the language laboratory. There \_\_\_\_\_ no phone there  
Who \_\_\_\_\_ this, please?

ZOE SLADE: This \_\_\_\_\_ Zoe Slade from Zenith. Z-E-N-I-T-H Incorporated.

OPERATOR: What \_\_\_\_\_ your phone number?

ZOE SLADE: 876-3459.

OPERATOR: Thank you. Mr. Simpson will call you tomorrow.

**Listen to the conversation again and fill out the message form.**

For _____		
Date _____	Time _____	
<b>WHILE YOU WERE OUT</b>		
M _____		
From _____		
Phone No. _____		
Area Code	Number	Extension
TELEPHONED	URGENT	
PLEASE CALL	WANTS TO SEE YOU	
WILL CALL AGAIN	CAME TO SEE YOU	
RETURNED YOUR CALL		
Message _____		
_____		
_____		
_____		
Operator _____		



**E. Role Play. Follow the instructions below.**

STUDENT A: You call Central Language School. You want to speak to Sandra Zanoofsky.

STUDENT B: You work at Central Language School. Sandra Zanoofsky isn't at work today. Complete the message form.

**Now change roles.**

STUDENT B: You call Central Language School. You want to speak to Sara Zimco.

STUDENT A: You work at Central Language School. Sara Zimco isn't at work today. Complete the message form.


For _____		
Date _____		Time _____
<b>WHILE YOU WERE OUT</b>		
M _____		
From _____		
Phone No. _____		
Area Code	Number	Extension
TELEPHONED		URGENT
PLEASE CALL		WANTS TO SEE YOU
WILL CALL AGAIN		CAME TO SEE YOU
RETURNED YOUR CALL		
Message _____		
_____		
_____		
_____		
Operator		

# unit 3

## My Daughter's a Lawyer.

In this unit you will practice: final /ər/ (teacher)

Before you begin: Discuss the following questions with your classmates.



- ◆ What are the occupations of these people?
- ◆ What other occupations can you name?

A. Read the questions. Then listen to the conversation and answer them.

1. Who are the speakers?
  - a. mother and daughter
  - b. sisters
  - c. friends

2. The woman is talking about her
  - a. friend's children.
  - b. adult children.
  - c. grandchildren.
3. Match the occupations with the names.

Betty	actor
Jim	writer
Sue	lawyer
Bill	doctor

**B. Listen to these words.**

teacher	visitor	sister	daughter	doctor
mother	brother	father	number	Heather
writer	baker	afternoon	fever	

**Listen to the conversation. Circle the words that you hear in the list above.**

**Listen to the words again and repeat them.**

**Listen and repeat these sentences.**

1. Heather's her daughter.
2. My mother's a writer.
3. Her brother has a fever.
4. My sister is a baker.
5. What's the doctor's number?

**C. Words have sound groups (syllables). Some words have one syllable. Others have two or three or more. Listen to these words:**

1 syllable	2 syllables	3 syllables
name	of/fice	tel/e/phone
six	num/ber	Wash/ing/ton
where's	morn/ing	sci/en/tist

**Listen to the sentences. How many syllables do these words have? Write the words in the chart. Choose the correct column for each word.**

- |             |            |
|-------------|------------|
| 1. daughter | 6. aren't  |
| 2. carrier  | 7. aren't  |
| 3. December | 8. what's  |
| 4. you're   | 9. When're |
| 5. visitor  | 10. Who're |

1 syllable	2 syllables	3 syllables
	daughter	

**Say the words aloud.**

**D. Listen for the words *are* and *aren't*. Also listen for *'re* at the end of words. Write *are*, *aren't*, or *'re* in the blanks below.**

POLICE OFFICER: Excuse me. \_\_\_\_\_ you lost?

MAN: Yes we \_\_\_\_\_, officer. We \_\_\_\_\_ New Yorkers. We \_\_\_\_\_ visitors.

POLICE OFFICER: Where \_\_\_\_\_ you going?

MAN: We \_\_\_\_\_ going to the World Trade Center.

POLICE OFFICER: That's easy. You \_\_\_\_\_ far from there. Just walk three blocks that way.

**E. Listen and repeat the names of these occupations.**

teacher	taxi driver	mail carrier	writer
baker	waiter	police officer	actor
doctor	singer	butcher	lawyer

**Listen to the clues and name the occupation. You need to know these words:**  
*uniform, carry, give.*

**Occupation**

1. Maria \_\_\_\_\_
2. Frank \_\_\_\_\_
3. Tania \_\_\_\_\_

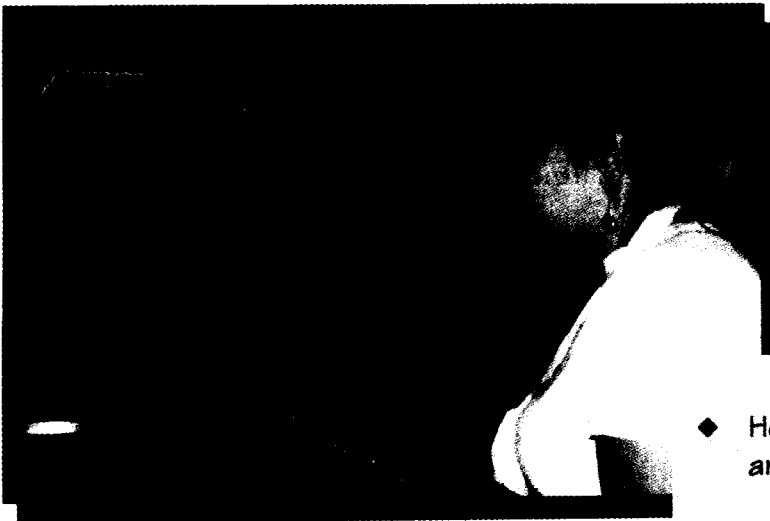
**Choose an occupation that you know about. Think of three or four clues that describe the occupation. Tell your partner each clue. Your partner will try to guess the occupation.**

# unit 4

## I Think That's Wrong.

In this unit you will practice: /θ/ (thin)

Before you begin: Discuss the following question with your classmates.



◆ How much do a hamburger and a soft drink cost?

A. Read the questions. Then listen to the conversation and answer them.

1. Where does this conversation take place?
  - a. in a restaurant
  - b. at work
  - c. at home
2. What does Beth order?
  - a. a hamburger
  - b. a Coke
  - c. a hamburger and a Coke
3. How much does it cost?
  - a. \$2.70
  - b. \$2.17
  - c. \$.27

**B. Listen and repeat these words.**

think	thin	thanks	math
thirsty	thing	path	bath

**Listen and repeat these sentences.**

1. I think they're thirsty.
2. Thanks for those things.
3. Your math book is in the bathroom.
4. She's thin.
5. Mr. Matthews is on the path.

**C. Some syllables in English are longer than others. Listen to these examples.**

• wonderful	• nationality	• quiet	• computer
----------------	------------------	------------	---------------

**Now listen to these words and draw a line under the longest syllable.**

show/er	um/brel/la	col/or	ex/per/i/ment
o/kay	bed/room	o/range	na/tion/al/i/ty

**Listen and repeat these numbers.**

thirteen	fourteen	fifteen	sixteen	seventeen
eighteen	nineteen	twenty	thirty	forty
fifty	sixty	seventy	eighty	ninety

**Listen to these numbers and draw a line under the longest syllable.**

for/ty	four/teen
six/ty	six/teen
eigh/ty	eigh/teen

**Listen and circle the number you hear.**

1. seventy      seventeen
2. thirty      thirteen
3. fifty      fifteen
4. sixty      sixteen

**D. Listen to this conversation and fill in the numbers.**

A: Can you type?

B: Yes, about \_\_\_\_\_ words a minute.

A: That's great. My secretary can't type more than \_\_\_\_\_.

B: How much can you pay me?

A: Only \_\_\_\_\_ an hour.

B: I can't work for less than \_\_\_\_\_.

A: That's a problem. I can only spend \_\_\_\_\_ a week. How many hours can you work?

B: \_\_\_\_\_.

A: OK. I can pay you \_\_\_\_\_ for \_\_\_\_\_ hours a week.

**E. Listen to the conversation and fill in the prices in the advertisement.**

DADE'S SUMMER SALE	
Women's dresses \$ _____	to \$ _____
All summer shoes \$ _____	
SPECIAL IMPORTED ITALIAN SHOES \$ _____	
Blouses \$ _____	
Scarves \$ _____	

**F. How much does a pizza cost? Discuss your ideas with one or more classmates. Then complete this menu for a pizza parlor.**

**Pizza Palace**

**Pizza**

**Drinks**

Plain: \_\_\_\_\_

Soft drinks: \_\_\_\_\_

One topping: \_\_\_\_\_

Milk: \_\_\_\_\_

Two toppings: \_\_\_\_\_

Juice: \_\_\_\_\_

Three toppings: \_\_\_\_\_

Superextravaganza

(6 toppings): \_\_\_\_\_

**Your partner will call and order some food. Take the order and tell your partner how much he or she will have to pay.**



# unit 5

## Is That Their Thesaurus?

In this unit you will practice: /ð/ (the)

Before you begin: Discuss the following questions with your classmates.



- ◆ Do you use a dictionary? What can you find in a dictionary?
- ◆ What is a thesaurus? What can you find there?

A. Read the questions. Then listen to the conversation and answer them.

1. What are the names of the two people speaking?

---

2. What is the woman looking for?

---

3. Where is it?

---