


國民中學

英語習作

第一冊

ENGLISH WORKBOOK



_____ 國民中學
一年 ____ 班 座號 ____
姓名 _____

國立編譯館 主編

中華民國八十六年八月（初版） 定價：（由教育部核定後公告）

國民
中學

英語習作

第一冊

主編者／國立編譯館

編審者／國立編譯館國民中學英語教科用書編審委員會

主任委員／齊邦媛

委員／史嘉琳 朱美珍 余光雄 宋美璿

貝儒斯 李欣蓉 李麗瑛 周中天

周英雄 林琳 林素娥 施玉惠

殷允美 陳木蘭 張武昌 張英俊

張逢源 梁欣榮 曹逢甫 黃正勝

黃燦遂 彭道明 楊貞婉 詹麗馨

劉怜芬 賴春金 韓慶揚

編者／宋美璿 李欣蓉 周中天 殷允美

張武昌 韓慶揚

總訂正／齊邦媛

美術編輯／蘇志健 陳嘉宏 簡勻國 陳淑娟

胡雅絨 廖秀維 蘇秋婉

封面設計／趙國璽

出版者／國立編譯館

地址：臺北市106舟山路二四七號

電話：3626171 傳真：3629256

印行者／九家書局

經銷者／臺灣書店

辦公地址：臺北市100徐州路四八之一號

電話：3922860

門市：臺北市100重慶南路一段一八號

電話：3820222・3820232

郵撥帳號：00078215

印刷者／封面：長森彩色印刷公司
內文：國庫印刷股份有限公司

本書如有缺頁、漏印、倒裝等情形，請寄回臺灣書店中和倉庫（地址：臺北縣中和市景新街二一〇巷二弄一號），並寫明寄件人及地址，以便更換新書。



Lesson One	Hello	1
Lesson Two	What's Your Name?	13
Lesson Three	Sally Is A Singer	16
Lesson Four	Is This Your Notebook?	20
Lesson Five	Open It, Tom	27
Lesson Six	Who's That Tall Girl?	30
Lesson Seven	Where's My Pen?	35
Lesson Eight	What's Your Telephone Number?	39
Lesson Nine	Can You Play Basketball?	43
Lesson Ten	In The Park	46

附記：

- 本習作係根據民國八十三年十月教育部修正發布之國民中學英語科課程標準及國立編譯館主編之國民中學英語教科書第一冊編寫而成，旨在提供學生課後複習和加強書寫練習之用。
- 本習作中標有「*」號的各大題目，教師可視學生程度或實際教學進度，斟酌採用。






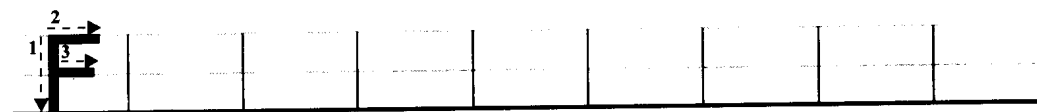



Hello

Part 1

1. 字母辨識：圈選出跟每一行行首字母一樣的大、小寫字母

例	f	to <u>f</u> u	<u>f</u> ee <u>t</u>	Tim	<u>F</u> red
	e	Betty	rain	Eiffel	ice
	b	Bob	bed	public	pop
	i	Linda	Isabel	bib	igloo
	m	tin	moon	monkey	May
	q	quiet	quad	push	Greg
	u	union	Uno	numb	bomb
	p	Pearl	public	deep	people
	w	window	mow	vow	Marlow
	d	pad	debt	blood	Belinda

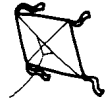
2. 印刷體大寫字母練習



J



K



L



M



N



O



P



Q



R



S



T



U



V



W



X





Y


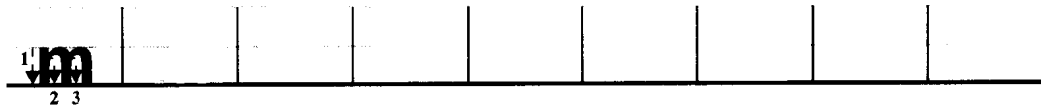
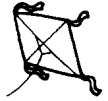


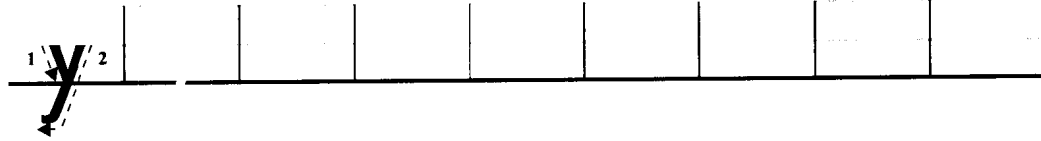

Z



3. 印刷體小寫字母練習











Part 2

1. 按照順序填入適當的字母，大小寫要一致



2. 大小寫改寫：將電腦鍵盤上的大小寫字母對照改寫



Part 3

1. 練習寫下列字詞，邊寫邊念出來

例：hi

hi | hi

(1) hello

_____ | _____

(2) one

_____ | _____

(3) lesson

_____ | _____



(4) thanks


_____ | _____

(5) Miss

_____ | _____

(6) Mr.

_____ | _____



(7) Mary


Handwriting practice lines for the word "Mary".

(8) am

Handwriting practice lines for the word "am".

(9) I'm

Handwriting practice lines for the word "I'm".




(10) Miss Lin

Handwriting practice lines for the name "Miss Lin".

(11) good morning

Handwriting practice lines for the phrase "good morning".



2. 練習寫下列句子，邊寫邊念出來

例：Good morning.

Good morning.

(1) Good morning, Mr. Brown.

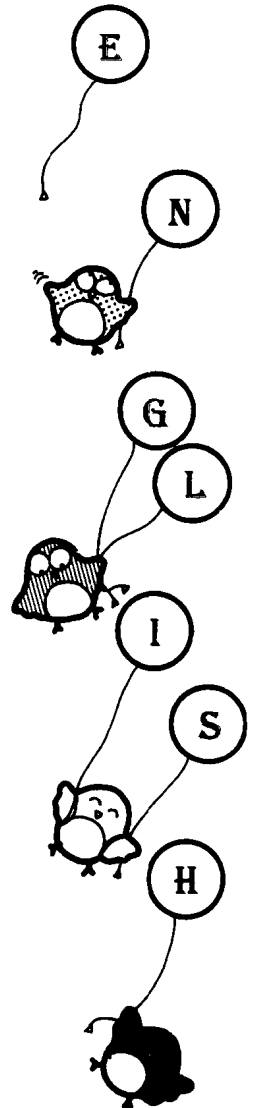
(2) I'm Mary.

(3) Hi, Tom.


(4) How are you?

(5) I'm fine. And you?

(6) Fine, thanks.



3. 從報紙、雜誌、廣告上剪貼不同的英文字樣

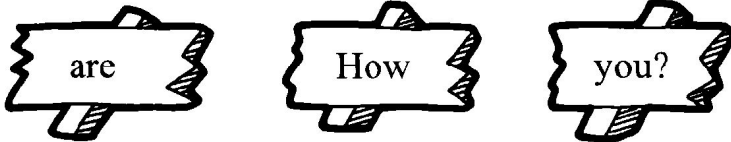




What's Your Name?

1. 重組成一個句子

例：



How are you?

(1) name? What's your

.....
.....

(2) my son. That's

.....
.....

(3) name John. My is

.....
.....

(4) is daughter. his This

.....
.....

(5) Her Susan. is name

.....
.....

2. 完成下列對話

例：A: What's your name?

B: My name is John.

(1) A: _____

B: Her name is Susan.

(2) A: _____

B: His name is Tom.

(3) A: _____

B: My name is Sally.

(4) A: _____

B: Her name is Mary.

