

九年义务教育三年制初级中学教科书

英 语

第一册 (下)

Junior English for China

Students' Book 1B



人民教育出版社出版

PEP

LONGMAN

(中国) 人民教育出版社 合编
(英国) 朗文出版集团有限公司

九年义务教育三年制初级中学教科书

英 语

第 一 册 (下)

JUNIOR ENGLISH FOR CHINA

STUDENTS' BOOK 1B

(中国) 人 民 教 育 出 版 社
(英国) 朗文出版集团有限公司 合编

人民教育出版社

1995 · 北 京

(京)新登字113号

九年义务教育三年制初级中学教科书

英 语

第 一 册 (下)

(中国)人民教育出版社
(英国)朗文出版集团有限公司 合编

版权归人民教育出版社

北京

北京

北京人民教育出版社

*

开本 787×1092 1/16 印张 9 插页 2 字数 200 000


1995年5月第2版 1997年1月第2次印刷

印数 1—125 600

ISBN 7-107-11441-7
G·4540(课) 定价 10.10 元

如发现印装质量问题影响阅读请与北京出版社联系

电话:6201.2334



Lin Tao Uncle Wang Li Lei Miss Gao Han Meimei

THE GREEN FAMILY




Jim Green Polly Mrs Green Kate Green Mr Green

THE KING FAMILY




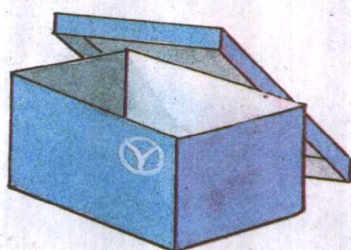






Mrs King Lucy King Lily King Mr King

THE READ FAMILY



Mrs Read Ann Read Tom Read Mr Read





说 明

根据我国政府与联合国开发计划署达成的协议，由联合国开发计划署提供资助，联合国教科文组织任执行机构，人民教育出版社与英国朗文出版集团有限公司合作编写九年制义务教育初中英语教材。本书由人民教育出版社教科书编辑人员、设计人员与英方作者、编辑和设计人员合作编制而成，由人民教育出版社出版。遵照协议规定，本书版权归人民教育出版社所有。

本册课本供初中一年级第二学期使用，教学第17-30单元。

本书附录中词汇表由刘锦芳编。

参加练习册编写工作的还有董蔚君、方鸣等，参加修订工作的还有张献臣，董蔚君审阅。

在本册课本的编写过程中，王碧霖、吴青、张泰金、杨友钦、龚亚夫、宋庆林等同志参加了审阅工作，提出了宝贵的意见，特此谨表谢意。

本册课本已经国家教委中小学教材审定委员会审查。

1997.08

顾 问 L·G·亚历山大 (L. G. Alexander)
邓炎昌 张志公

主 编 N·J·H 格兰特 (N. J. H. Grant)
刘道义

学 生 用 书

责 任 编 辑 董蔚君 魏国栋 (参加编写工作)
J·特怀曼 (J. Twyman)

绘 图 王惟震 刘德臣 聂靖和 段来和 王金泰

设 计 P·布莱斯—史密斯 (P. Price-Smith)
张献臣 张明高

封 面 设 计 P·布莱斯—史密斯 (P. Price-Smith)
张 蓓

封面图 绘制 王惟震

美 术 编 辑 陈出新

练 习 册

责 任 编 辑 司延亭 (参加编写) 刘锦芳 (参加修订)
J·特怀曼 (J. Twyman)

绘 图 刘德臣 蒋德舜 蒲志安

设 计 P·布莱斯—史密斯 (P. Price-Smith)
张献臣

美 术 编 辑 陈出新

CONTENTS 目 录

Unit	Page
17 Could you help me, please?	65
18 Look after your things!	69
19 Food and drink	73
20 Playing games	77
21 How many boats are there?	81
22 What are you doing?	85
23 Mainly revision	89
24 Let's go to school today!	93
25 Where are you from?	97
26 What do you like?	101
27 People and work	105
28 What time do you get up?	109
29 Shopping	113
30 Mainly revision	117
Pronunciation and spelling	121
Grammar	125
Words and expressions in each unit	133
Vocabulary	137
Workbook	(65—124)

Unit 17 Could you help me, please?

Lesson 65

1 Read and say

TEACHER: Good morning, class.
Please sit down.
Today is Monday.
Who's on duty today?

LI LEI: I am.

TEACHER: Are we all here today?

LI LEI: No.

TEACHER: Who's not here?

LI LEI: Han Meimei.

TEACHER: Thank you.



2 Read and learn

This box is big.



Is this box big?
No, it's small.



These bags are heavy.



Are these bags heavy?
No, they're light.



This bottle is full.



This one is empty.
Could I have a full one, please?



Lesson 66

1 Read and say

LIU MING: Good morning, Mr Hu.
TEACHER: Good morning, Liu Ming.
LIU MING: That's a big box. Is it heavy?
Please let me help you.
TEACHER: No, thanks. It's big, but it isn't heavy. It's light.
LIU MING: Is it?
TEACHER: Yes, it's empty. Look!



2 Read and say

TEACHER: I want to take some books to the classroom. Could you help me, please?
LIU MING: Certainly.
TEACHER: Thanks. Let's put these books in the box.
LIU MING: OK.



TEACHER: The box is heavy. Can you carry it?
LIU MING: Yes, I can.
TEACHER: OK. Could you take it to the classroom?
LIU MING: Certainly.
TEACHER: Thanks.
LIU MING: You're welcome.



3 Listen and answer


Listen to the tape, and find the right answers in the workbook.

Lesson 67

1 Read and say

FATHER: Could you help me please, girls? I want to put these things in the car.

TWINS: Certainly, Dad.



2 Read and say

LUCY: Dad, this bag is too big. We can't carry it.

FATHER: OK. Let me help you. There! OK?

LUCY: Thanks, Dad.

LILY: Dad, this box is too heavy. We can't carry it.

FATHER: OK. Let me help you. There!

LILY: Thanks, Dad.

LUCY: Dad, we can't put this basket in the car. The car's too full.

FATHER: OK. Put the basket over there.

3 Read and say

FATHER: Are all the things in the car now?

TWINS: Yes, they are.

FATHER: Good. Now give me a bottle of orange, please.

LUCY: Here you are, Dad.

FATHER: This bottle is empty.

LUCY: Oh, sorry! Here's a full one.

FATHER: Thanks, Lucy.



Lesson 68

1 Word families

[i]	same	grade	table	a	[ɔ:]	class	basket	father
[e]	bag	thanks	carry	a	[ɒ]	want	watch	what
[ɔ:]	all	wall	small	ay	[ei]	way	play	today

2 Word stress 单词重音

<input type="checkbox"/> <input type="checkbox"/>	'carry	'duty	'empty	'heavy	'sorry
<input type="checkbox"/> <input type="checkbox"/>	'bottle	'over	'orange	'morning	'welcome

*3 Read and say

- A: Where's my skirt, mother? Do you know?
 B: Is it in the box?
 A: Let me have a look. Oh, here it is.
 But it's an old one. Where's my new one?
 B: I don't know. What about this blue one?
 A: Is it too small?
 B: I think it's all right.
 A: Oh, yes. Thanks, mother.

CHECKPOINT 17

Grammar

1 Adjectives 形容词

big small heavy light full empty new old
 This box is heavy. It's too heavy. (I can't carry it.)

2 Offering help 提供帮助 Let me help you. Let me carry it.

Useful expressions

Could you help me, please? Certainly. You're welcome.

Unit 18 Look after your things!

Lesson 69

1 Look at Jim's bedroom

Where are his football clothes?


Where is the kite?

Where is the football?

Where are his school books?

Where are his other books?

What other things can you see?



2 Read and say

MOTHER: Jim! Come here, please.

JIM: Yes, Mum.

MOTHER: Jim, is this your football sock?

JIM: Yes, it is.

MOTHER: Where's the other one?

JIM: I think it's under the table.

MOTHER: Put them away, please.

You must look after your things.

JIM: Sorry!



Lesson 70


1 Read and say

KATE: Jim, could you help me, please?
JIM: What's wrong?
KATE: I want my kite. It's in that tree.
JIM: OK. Don't worry. I can get it.

KATE: Is it broken?
JIM: I don't think so.
Here you are. Catch!
KATE: Oh, thank you.

JIM: Kate!
KATE: What's wrong, Jim?
JIM: I can't get down.
KATE: Don't worry. Li Lei!
LI LEI: Hi, Kate. What's wrong?
KATE: It's Jim. He's in that tree.
He can't get down.
Can you help him?
LI LEI: Don't worry. I can help him.

LI LEI: Jim! Come this way, please.
JIM: OK. Thanks.
LI LEI: Now, come here, to the wall.
JIM: Right. I'm OK now, thank goodness!
KATE: Don't thank goodness. Thank Li Lei.
JIM: Thanks very much.
LI LEI: You're welcome.



2 Listen and answer

Listen to the dialogue, and find the right answers in the workbook.

Lesson 71

1 Read and act

LILY: Jim, could you help us, please?
JIM: Certainly, Lily. What's wrong?
LILY: It's this plane.
JIM: That's a nice plane. Whose is it?
LILY: It's ours.
JIM: What's wrong with it?
LILY: I think it's broken.
JIM: Let me see. Oh dear! Yes, it is broken.
LILY: Oh no! Can you mend it?
JIM: Sorry, I don't think so.

LUCY: Let me have a look, please.
JIM: Here you are.
LUCY: Hmm! I think I can mend it. But I want a knife. Do you have a knife?
JIM: Yes, I have a small one.
LUCY: Give it to me, please.
JIM: Here you are.
LUCY: Thanks.



2 Ask and answer

A: Can you help her?
B: Certainly. What's wrong?
A: Her kite is broken.
Can you mend it?
B: I think so. Let me see.
Yes, here you are.
A: Thanks very much!

him	us	them
his	our	their
plane	pens	bikes