

Let's talk in English

Activity Book

少儿启蒙英语

活动册

商务印书馆（香港）有限公司

广东人民出版社

合编

1A



广东人民出版社

Let's talk in English
Activity Book

少儿启蒙英语

(活动册)

1A

商务印书馆(香港)有限公司
广东人民出版社 合编

执笔: Nicola P. Gram Elizabeth Anne Laukka

广东人民出版社

Contents

Week 1	Greetings	1
Week 2	My family and friends	4
Week 3	My class	8
Week 4	My toys	11
Week 5	I can see	15
Week 6	My body	18
Week 7	Let's play	22
Week 8	I can play music	25
Week 9	Look at the animals	28
Week 10	Let's eat	32
Week 11	Let's shop	36
Week 12	My neighborhood	39
Week 13	Story time: On the train	43
Week 14	Story time: I feel sick	47
Week 15	Revision: What do we learn?	51



Greetings



Let's sing




My name is Ann.
My name is Ann.
Good morning to you.



Let's play



Say "Good morning" to your left.



Say "Goodbye" to your right.



Let's act and say



4 Let's draw and write



Draw your face.

My Face



My name is _____.



5 Let's sing



Hello, hello, how are you?

I'm fine. I'm fine.

This is Ann, my good friend.

This is Peter, my good friend.

Hello, my friend, what's your name?

I hope we'll meet again.





My family and friends



Let's sing




This is my family,
family, family.
This is my family.
We're all friends.



Let's color



Color in Peter's father, mother, grandfather and grandmother.



Let's act and say




Step 1: Cut out the cards.


Step 2: Work in pairs. Act and say.



Step 3: Take turns and act again.




Father




Mother




Grandfather



Grandmother



4 Let's draw your classmate



5 Let's sing



This is my grandmother,
grandmother, grandmother.
This is my grandfather.
We're a family.





My class



Let's sing



This is a student.

This is a student.

This is a class.

This is a class.



Is this a teacher?

Is this a teacher?

Yes, it is.


Yes, it is.



Let's color



Color in the students and the teacher.



3 Let's listen and draw



my book



my pen



my pencil



my ruler

4 Let's act and say



What's this?

This is a ...



5 Let's follow the mazes



Match the teacher to the students. Match the pencil to the desk.



6 Let's sing



This is a pencil.
This is a pencil.
This is a pen.
This is a pen.

Is this a ruler?
Is this a ruler?
Yes, it is.
Yes, it is.





My toys




Let's sing




Can I play with your ball?
Yes, you can.
We are classmates in this room.
Where's the teacher?
Oh, there she is!



Let's draw a doll



Let's play



4 Let's act and say



Step 1: Cut out the toys.

Step 2: Paste the toys in the store and make a toy store.



Step 3: Act and say.

What are these?



These are ...

