

九年义务教育小学教科书(试用本)

英语 **ENGLISH**

北京教育科学研究院教材编审部 编



北 京 出 版 社

6

九年义务教育小学教科书(试用本)

英 语

English

第 六 册

北京教育科学研究院教材编审部 编

北 京 出 版 社

(京)新登字113号

绘 图: 李静纯

版式设计: 范玉台 李静纯

九年义务教育小学教科书(试用本)

英 语

ENGLISH

第六册

北京教育科学研究院教材编审部 编

*

北 京 出 版 社 出 版

(北京北三环中路6号)

邮 政 编 码 : 1 0 0 0 1 1

北京市新华书店发行

北 京 胶 印 厂 印 刷

*

开本 787×1092 毫米 16 开本 4.75 印张 100 000 字

1995 年 1 月第 1 版 2000 年 1 月第 6 次印刷

印数 1—42 500

ISBN 7—200—02568—2/G·798

定价:6.60 元

如发现印装质量问题影响阅读请与北京出版社联系

电话:6201.2334

前 言

在国家教委对中小学教材实行“一纲多本”的指示精神下,为了适应北京地区普及九年义务教育的需要,为了适应首都地区政治、经济、文化教育等日益发展的需求,我们决定编写九年义务教育英语教材。这套教材是参照国家教委制订的《九年义务教育全日制初级中学英语教学大纲(试用)》,根据北京市教育局制订的《北京市全日制小学英语教学大纲(试行草案)》而编写的。它分为《小学英语教科书》和《初中英语教科书》两部分,后者与前者在教学目标、教学内容及要求上是自然衔接的,从而保证了英语教学的连续性和稳定性,有利于英语教学质量的提高。

这是一套试图以新的教学观念和新的教学内容来体现新的教学方法及目标的教材。它本着“兼收并蓄、博采众长”和“符合国情”的精神,认真体现现代英语教学理论的新发展,同时又继承了我国传统的行之有效的教学经验。它始终遵循两条规律:英语自身的规律和中国学生学习英语的规律。它不仅注意贯彻语言学的观点,而且以现代教育学、心理学和社会学为指导,充分发挥教材的“教书育人”作用,努力体现教法与学法的统一,知识、技能、智力和能力的统一,全面发展与个性的统一。它在注意思想性、基础性、普及性的同时,还注意了科学性、知识性、趣味性、实用性和灵活性。

《小学英语教科书》是英语学习入门阶段的教材。这套教科书共六册,每个学期一册,供小学四至六年级英语教学使用。

《小学英语教科书》按功能结构法体系编写。这套教科书强调对学生交际能力的培养,强调功能与结构的有机结合,强调语言知识结构必须为语言功能服务。它不仅考虑了语言学习的认知规律,而且考虑了中国学生学习外语的认知结构和思维特点,还考虑了小学生的年龄特征及心理特点。

《小学英语教科书》在内容安排上突出了两条主线:功能结构线和语音语调线。与此同时,兴趣线和智能线贯穿教材的始终。这套教科书十分注重语言实践,侧重听说训练,强调在思维理解的基础上同时进行听、说、读、写四种基本技能的训练。

《小学英语教科书》是一套整体设计的系列配套教材。除教科书外,还有教学指导书、教学录音磁带、教学投影片、教学录像片、教学组合图片、英语抄写本等。这些配套教材相互关联相互补充,又各成系统各有特点,使教材具有一定的弹性和可选性,从而为教师的教学提供了方便,也为学生积极主动地学习提供了有利的条件。

北京市小学英语教材编委会由以下人员组成：

顾 问：马俊明

常务编委：苑玉台

编 委：(按姓氏笔划为序)

马淑英、刘劲武、刘英、李 嫒、李达荣、李静纯、陈平兴、单先健、
赵庆和、郭同珊、唐永川、梁丽冰、鲍国舒

北京市《小学英语教科书》第六册是总复习教材。全书由李达荣、马淑英、赵庆和、苑玉台四位同志执笔，李静纯同志负责插图设计，英语语言专家 Joan T. Sessions Ph.D. 负责审阅。此外，李 嫒、刘劲武等同志也参加了本册的有关编写工作。全书经编委会讨论后定稿。

北京教育科学研究院教材编审部

1994 年 9 月

CONTENTS (目录)

Unit One 1

- Lesson 1 (1) *Hi, Peter.* (2) *How are you?*
(3) *This is Kate.*
- Lesson 2 (1) *Who's she?* (2) *Are you Mr. White?*
(3) *Who's that?*
- Lesson 3 (1) *What's this?* (2) *Is it an opener?*
(3) *What's that?*
- Lesson 4 (1) *Thanks.* (2) *It's very kind of you.*
(3) *Happy birthday!*

Unit Two 11

- Lesson 1 (1) *Where are you from?*
(2) *Where do you come from?*
(3) *Are you from Japan?*
- Lesson 2 (1) *What does he do?*
(2) *What does she do?*
(3) *Where do you work?*
- Lesson 3 (1) *Can you swim?* (2) *Can you repair it?*
(3) *Who can sing?*
- Lesson 4 (1) *Is this computer yours?*
(2) *Whose tape is this?*
(3) *Have you got a camera?*

Unit Three 21

- Lesson 1 (1) *What's the time now?*
(2) *What day will that be?*
(3) *What's the date today?*
- Lesson 2 (1) *What's the weather like today?*
(2) *What's the weather like in spring?*
(3) *What's the weather like in Hainan?*
- Lesson 3 (1) *What colours can you see?*
(2) *What's she like?*
(3) *Where is it?*
- Lesson 4 (1) *What's its number?* (2) *How many people?*
(3) *How much are they?*

Unit Four 31

- Lesson 1 (1) *What would you like to do?*
(2) *Can you help me?*
(3) *Would you please play the piano?*
- Lesson 2 (1) *You'd better stay at home.*
(2) *Be careful!*
(3) *Don't do that!*
- Lesson 3 (1) *May I use your camera?*
(2) *What about going to the cinema?*
(3) *Shall we go for a picnic?*
- Lesson 4 (1) *What do you think of it?*
(2) *What do you like best?*
(3) *What's your hobby?*

Unit Five 41

- Lesson 1 (1) *May I speak to Mary?*
(2) *Will you come?*

- (3) *Are you free this evening?*
- Lesson 2 (1) *Could you tell me the way?*
 (2) *How can I get there?*
 (3) *Pardon?*
- Lesson 3 (1) *Can I help you?* (2) *Try this one.*
 (3) *How much is it?*
- Lesson 4 (1) *What's wrong with you?*
 (2) *He's got a cold.*
 (3) *Take this medicine.*

Unit Six 51

- Lesson 1 (1) *What do you do at weekends?*
 (2) *What do they do every day?*
 (3) *Tom has a happy family.*
- Lesson 2 (1) *What are you doing there?*
 (2) *Is she boxing?*
 (3) *What are they doing?*
- Lesson 3 (1) *When will the film begin?*
 (2) *When will he be back?*
 (3) *What are you going to do?*
- Lesson 4 (1) *What did you do?*
 (2) *When did you get home?*
 (3) *Where were you?*

English songs 61

Vocabulary 65

UNIT 1

LESSON ONE

FUNCTION

(1)


Hi, Peter.

Fred : Hi, Peter.

Peter : Hi, Fred.

Fred : Is Mary in?

Peter : Yes.



(2)

How are you?

Kate : How are you this morning, Mary?

Mary : I'm OK, thank you. And you?

Kate : I'm fine, thanks.



(3)

This is Kate.

Jim: Morning, Rose.

Rose: Morning, Jim.

Jim: This is Kate.

Rose: I'm Rose. Glad to meet you.

Kate: Glad to meet you, too.



FOCUS

1. 打招呼、问候

1) Hello/Hi!

Good morning /Morning!

Good afternoon!

Good evening!

2) How do you do?

3) How are you?

4) Glad to meet/see you.

Nice to meet/see you.

It's good to meet/see you.

Hello/Hi!

Good morning/Morning!

Good afternoon!

Good evening!

How do you do?

I'm fine/very well, thank you.

Glad to meet/see you, too.

Nice to meet/see you, too.

2. 介绍

I'm ...

My name is ...

This is Mr. /Mrs. /Miss ...

3. 道别

Goodbye.

Bye-bye/Bye!

See you then/again/tomorrow.

Goodbye.

Bye-bye/Bye!

UNIT 1

LESSON TWO

FUNCTION

(1)

Who's she?

Li Hong: Come and have a look!

Lu Ming: Oh, a nice picture.

Who's she?

Li Hong: My good friend Mary.

She's from America.



(2)

Are you Mr. White?

Tom: Excuse me. Are you Mr. White?

Mr. Green: No. He's over there.

Tom: Thank you.




(3)
Who's that?

Fred : }
Tom : } Come on! Come on!

Tom : Look! Who's that?

Fred : Oh, that's Dick.

Tom : Poor Dick!



FOCUS

认人

1) Who's he / she?

Who's that?

He / She is ...

That's / It's / He's / She's ...

2) Are you ...?

Is he/she ...?

Yes, I am. (No, I am not.)

Yes, we are. (No, we're not.)

Yes, he/she is. (No, he/she isn't.)

3) What's your name?

My name is ...

UNIT 1

LESSON THREE

FUNCTION

(1)

What's this?

Jane : What's this, John?

John : It's a clock.

Jane : How nice!



(2)

Is it an opener?


Xiao Mei : Have you got an opener?

Xiao Hua : Yes. Here you are.

Xiao Mei : Is this an opener?

Xiao Hua : Sure.

Xiao Mei : Very interesting.



(3)


What's that?

Tom: What's that?

Peter: Let's go and see.

Tom: Oh, an old man!

Peter: Hurry, let's help him.



FOCUS

认物

1) What's this / that?

What are these / those?

2) Is this/that/it ...?

Are these / those / they ...?

It's a / an ...

They're ...

Yes, it is. (No, it isn't.)

Yes, they are. (No, they aren't.)

UNIT 1

LESSON FOUR

FUNCTION

(1)

Thanks.


Kate: Look! Whose pen is this?

Peter: It's mine.

Kate: Here you are.

Peter: Thanks.

Kate: You're welcome.



(2)

It's very kind of you.

Mary: Are you feeling better, Jane?

Jane: Yes, much better now.

Mary: I've got some picture-books for you.

Jane: It's very kind of you.



better
much better

(3)

Happy birthday!



John : What a nice coat!

Mary : Thank you. My mother bought it for me.
Today is my birthday.

John : Great! Happy birthday!

FOCUS

1. 祝贺

Happy New Year to you!

Merry Christmas to you!

Happy birthday to you!

The same to you.

And you too.

Thank you.

2. 感谢

Thank you (very much).

Thanks (a lot).

It's very kind of you.

That's all right.

You are welcome.

Not at all.

My pleasure.

BONUS

1. Read and match

- | | | | | |
|-----------|-------|--------|-------|---------|
| 1) [i:] | name | same | game | make |
| 2) [əu] | cat | map | bag | thank |
| 3) [u:] | nice | bike | nine | five |
| 4) [ei] | his | this | sit | fix |
| 5) [ʌ] | he | she | me | we |
| 6) [ai] | bed | desk | pen | dentist |
| 7) [e] | those | home | hello | nose |
| 8) [æ] | clock | box | shop | wrong |
| 9) [ɔ] | ruler | blue | true | flu |
| 10) [i] | use | excuse | tube | |
| 11) [ju:] | bus | cup | much | number |

2. Read and choose

- 1) —What are they?
—They're _____.
A. orange B. apples C. my friends
- 2) What's your _____ name?
A. mother B. father's C. teachers'
- 3) Mary is a _____ pupil. She studies _____.
A. good, good B. good, well C. well, good
- 4) I can see _____ egg. _____ egg is on the plate.
A. a, A B. an, The C. an, An
- 5) —Sit down, please.
—_____.
A. Thank you B. With pleasure C. Yes, of course
- 6) —How do you do?
—_____.
A. Hello. B. I'm fine, thank you. C. How do you do?