




English BOOK



2 英语

中国少年儿童出版社

英 语

第 二 册

方碧辉 编写

2

中国少年儿童出版社

责任编辑：冷兆和
装帧设计：刘洛平
插图：赵晓沫



英 语（第二册）

方碧辉 编写

中国青年出版社 出版发行

中国青年出版社印刷厂印刷 新华书店经销

*

787×1092 1/16 5.5印张

1987年2月北京第1版 1989年7月北京第4次印刷

ISBN 7—5007—0302—3/G·88 定价：1.85元

内容和教法提示

本册以语音教学为中心。在接触了英语语音又掌握了二十六个英文字母，树立了初步的拼读概念的前提下，充分发挥儿童模仿能力强的特点，利用读韵文、唱歌曲等手段，让学生从一开始就学到正确的英语语音，并在集中练习、反复对比中加以强化和巩固，最终达到学会四十八个国际音标，较清楚、准确地发出各音标所代表的音素；在大力培养拼读能力的同时，初步学会最基本的读音/拼写规则。实践证明，通过培养拼读能力来训练发音、音标及拼写三方面的基本功，是行之有效的，这一作法对学生日后依靠自学来扩展知识很有帮助。

全书共十六课，每学期可教授八课。编写中以五个元音字母的重读开音节、闭音节和r音节为主线，再辅以其它音素。每课的正文多是集中训练重点元音的小韵文，副课文则是相关的对话，一方面用来巩固和提高开口能力，另一方面在会话的语流中体现自然的语音及语调。

书中的练习以语音和拼读为重点。为了让学生习惯于根据音标读出单词，在每课的练习Ⅱ中分别列出符合读音/拼写规则的已学过的单词、本册内将出现的单词及今后诸册中会出现的单词。对于练习材料，教师可变换形式加以灵活运用，如练习Ⅲ可用作听写音标的课堂练习，也可以作为练习拼读的课外书面作业。按照教法要求，学生应具备听写单音节、双音节和包含辅音连缀的音标单词的能力。

全书共收单词209个(第一册未要求拼写的仍列为生词)，其中要求拼写的有158个，词组30个；英语歌曲13首和短剧2个。书后附有日常问答40句，其中的生词并不要求读写。这些话要天天练，每节课也要抽出五分钟时间来问答或连续叙述，久之，学生便能对学校及家庭生活作比较系统的表述。

方碧辉

1986年10月

序

读了方碧辉同志编著的《英语》1~4册，深有感触：这是新中国成立以来，我们自己培养出来的教师，通过多年教改实践，自己创造的教育方法（不仅是教学方法）和自己编出的教材。

这些年，国内同类教材也有，但以照搬、移植书籍中现成课文居多，恰似削足适履，以致教师、学生均不能适应。近日还风行国外教材，引进以为己用，但改编不当，读之啼笑皆非。这套《英语》不能说全无这类毛病，但我认为95%的内容、教法，适合于课堂学习，语言是规范的，既不是“时髦”英语，更不是美国土话。对我们中国学生，应当说是信得过，学了得益的英文，可以用一辈子的。

方碧辉老师在课堂上献心力二十年，勤学、多思、善总结，被评为特级教师。我十分喜爱她结合小学生生活编写的亲切有味的教材，并愿把这套《英语》推荐给教育界，供各地学校、广大教师、学生和自学者选择。

许国璋

（北京外国语学院外国语言研究所所长、教授）

出 版 说 明

这套教材是特级英语教师方碧辉编写的。她在多年的英语教学实践中，不断探索中、小学生学习英语的规律，创出了“先过语音关，听说领先，读写跟上，精讲多练，狠抓基本功训练，大力培养实际能力”一套教学路子，并且编写了一套适合需要的教材，取得了较好的教学效果。这套教材把中、小学的英语教学作为一个整体来考虑，为我国九年一贯制学校提供了第一套系统的实验教材。

《英语》（1 - 4 册）是这套教材的小学部分，可供四个学年使用。学成后，可达到目前初中学生的英语水平。本教材已有北京、深圳等地数百所学校采用，现经方碧辉老师修订由我社正式出版。我们在出版《英语》（1 - 4 册）的同时，还配合录制了课文朗读、英语歌曲的磁带，同时在全国发行。

CONTENTS

L.1	1
Text: Our Baker Bakes Good Cakes	
Dialogue	
Song: Pat a Cake	
Phonetics: [ei, ə] [t, d; k, g]	
L.2	5
Text: Jack Has a Big Bag	
Dialogue	
Phonetics: [æ] [s, z; m, n]	
L.3	8
Text: Look at These Bees	
A Short Play: The Bees and the Bear	
Song: The Busy Bees	
Phonetics: [i:, u] [θ, ð; p, b]	
Review [p, b; t, d; k, g]	
L.4	14
Text: Good, Better, Best	
Dialogue	
Song: Good, Better, Best	
Phonetics: [e, ɛə] [r, l, h]	
L.5	18
Text: My Kite Is High Up in the Sky	
Dialogue	
Song: Fly a Kite	
Phonetics: [ai, uə] [f, v; ŋ]	
L.6	23
Text: At Six in the Morning	
Song: Tick, Tock	
Phonetics: [i, iə]	

Review & Compare [i:, i, e, æ; ei, ai]

L.727

Text: Roses Come, Roses Go

Song: Roses Come, Roses Go

Phonetics: [əu] [tʃ, dʒ]

L.830

Text: Tick, Tock, Eight O'clock

Dialogue

Song: This is the Way

Phonetics: [ə, ɔɪ] [tr, dr]

Review & Compare [tʃ, dʒ; tr, dr]

L.936

Text: Little Magic Flute

Dialogue

Song: Music Pupils

Phonetics: [u:] [w, j]

Review & Compare [w, v] [i, j]

L.1041

Text: Run, Run to Catch the Bus

Dialogue

Song: On the Bus

Phonetics: [ʌ] [ts, dz]

Review & Compare [θ, ð; s, z; ts, dz; tʃ, dʒ]

L.1146

Text: Three Blind Mice

Song: Three Blind Mice

Phonetics: [au] [ʃ, ʒ]

Review & Compare [ʃ, ʒ; s, z]

L.1251

Text: Little Bird

Dialogue

Song: Little Birdie

Phonetics: [ə:]

Review & Compare [ə:, iə, eə, uə, ə:]

L.13	55
Text: Old Father Parker's Farm	
Dialogue	
Song: Old Father Parker Has a Farm	
Phenetics: [ɑ:]	
Review & Compare [ɑ:, ʌ]	
L.14	59
Text: Humpty Dumpty	
Dialogue	
Song: Humpty Dumpty	
Phonetics: [ɔ]	
Review & Compare [u:, u, ɔ:, ɒ; əu, au]	
L.15	63
Text: If All the Seas Were One Sea	
Phonetics: General Review of the Vowel Sounds	
L.16	65
Text: A Short Play: We Are Good Friends	
Phonetics: General Review of the Consonant Sounds	
GENERAL REVIEW	68
LEARN TO SPEAK	72
VOCABULARY	76


LESSON ONE

TEXT

[ei]

Our Baker Bakes Good Cakes

Our baker bakes good cakes,
Take a cake and have a taste.
Now you can tell,
How well the cakes are baked.



DIALOGUE

Who is she?

She is Jane.

Is she a baker?

No, she is not.


What is Jane doing?

She is baking cakes.

She bakes good cakes.

Take a cake and have
a taste.

Thank you. Oh, how
tasty the cakes are!



WORDS

- | | | |
|------|--------------|-----|
| * 1. | our | 我们的 |
| * 2. | bake | 烤 |
| * 3. | baker | 面包师 |
| * 4. | taste | 尝 |
| | have a taste | 尝一尝 |

- | | | |
|------|-------|-----|
| 5. | tasty | 美味的 |
| * 6. | now | 现在 |
| * 7. | can | 能够 |
| * 8. | tell | 告诉 |

* 9. how
*10. well
11. who

怎样, 多么
好(地)
谁

*12. she 她
13. Jane 简(人名)
*14. do 做

Pat a Cake

1=F 4/4

<u>1. 1</u>	<u>1. 1</u>	<u>5. 5</u>	<u>5. 5</u>
Pat a	cake,	pat a	cake,
pat it	and	prick it	and
<u>6. 6</u>	<u>6. 6</u>	5 —	
ba-	ker's	man.	
mark it	with a	"B".	
<u>4. 4</u>	<u>4. 4</u>	<u>3. 3</u>	<u>3. 3</u>
Bake	me	a cake	as
Put it	in the	ov- en	for
<u>2. 2</u>	<u>2 2</u>	1 —	
fast	as you	'can.	
baby	and	me.	

PHONETICS

- [ei] a: bake, cake, make, take, name, mate, Jane, taste, made, game
ay: day, gay, play, may, say, away, today
ai: tail
- [ə] er: baker, over, river, teacher, together, afternoon
a: am, and, as, at
- [t] t: take, taste, tasty, afternoon, bright, meet, right, sit, stand, teacher,

to, together, Tom, too, tuba, turnip

[d] d: good, and, day, down, glad, old, stand, dear, desk, study

[k] k: make, take, bake, speak, desk, kite, bike

c: cake, can't, class, classmate, classroom, come

ck: back, black, clock, Jack

[g] g: good, English, gay, girl, glad, go, going, together

EXERCISES

1. Read aloud and copy the following phonetic symbols:

[ei] [ə]; [t] [d] [k] [g]

2. Give the phonetic symbols for the following words and read them correctly:

day, gay, take, cake / date, gate, today.

3. Spell the words according to the sounds (the phonetic symbols) below:

[dei] [gei] [teik] [keik] [ə] [tə]

4. Read the following phrases and sentences, paying special attention to the vowel sounds:

bake a cake, take a cake, taste a cake, play a game.

Her name is Jane.

Jane is not a baker. She is my classmate.

Eight classmates play the name game.

5. Recite the text.


6. Answer the following questions:

1. What's this?

2. What's that?

3. Where is the knife?

4. Where is the cake?
5. Where is the plate?
6. Are these roses?
7. Are they red?
8. Are the roses on the plate?
9. Who is she?
10. Is Jane a baker?
11. What is Jane doing?
12. Are the cakes good?



- * * * * *
1. It's a cake.
 2. It's a knife.
 3. It's by the cake.
 4. It's on the plate (盘子).
 5. It is on the table (桌子).
 6. Yes, they are (roses).
 7. Yes, they are (red). They are red roses.
 8. No, they are not (on the plate). They are on the table.
 9. She is Jane.
 10. No, she isn't.
 11. She is baking cakes.
 12. Yes, the cakes are good.


LESSON TWO

TEXT

[æ]

Jack Has a Big Bag

Jack has a big black bag,
A black school bag.
He is not yet a man,
But he can carry a bag.



DIALOGUE

Who is he?

He is Jack.

Is he a man?

No, he is not a man.

He is a schoolboy.

Has Jack a school bag?

Yes, he has a school bag.

Is the bag big?

Yes, it is big.

Is the bag black?

Yes, it is black.

Can Jack carry the bag?

Yes, he can carry the bag.

Now Jack is going to school with his big bag on his back.



WORDS

* 1. has

(他, 她, 它) 有

* 2. black

黑色(的)

* 3. bag	包	* 8. schoolboy	男学生
4. yet	还, 仍然	* 9. with	带
* 5. man	男人	*10. his	他的
* 6. but	但是	*11. on	在……上
* 7. carry	背, 提	*12. back	背

PHONETICS

- [æ] **a:** bag, black, can, carry, has, Jack
am, glad, hand, happy, stand, thank, have
- [s] **s:** school, class, see, sing, sit, stand, sunny, this, yes, best
- [z] **s:** has, his, is, boys, girls, as
z: zoo
- [m] **m:** man, am, Mary, mate, meet, morning, my, name, Tom
- [n] **n:** can, man, now, on, after noon, and, down
fine, Jane, join, morning, name, new, no, one, stand, sunny

EXERCISES

- Read aloud and copy the following phonetic symbols:
[æ] [m] [n] [s] [z]
- Give the phonetic symbols for the following words and read them correctly:
am, and, name, game, same, taste / as, at, can, sat / add, dad, mad, sad
- Spell the words according to the sounds (the phonetic symbols) below:
[neim] [geim] [seim] [teist] [æm] [ænd]
- Read the following sentences, paying special attention to the vowel sounds:
Jack has a black bag.

Jack carries the black bag on his back.

Jack isn't a man, yet he can carry his black bag on his back.

5. Distinguish the sounds [ei] and [æ]:

{ [ei]: [eit] [beik] [dein] [teik] [mei] [mein]
 [æ]: [æt] [bæk] [dæn] [ə'tæk] [mæn] [mæd]

6. Recite the text:

7. Answer the following questions.

1. Who is he?
2. Is Jack a pupil?
3. Has Jack a school bag?
4. Is Jack's bag big?
5. Is Jack's bag black?
6. Is it a bag?
7. Is the bag in Jack's hand?
8. Where is Jack's bag?
9. Where is Jack going?
10. Can Jack carry the big bag?

* * *

1. He is Jack.
2. Yes, he is a pupil.
3. Yes, he has a school bag.
4. Yes, it is big.
5. Yes, it is black.
6. Yes, it's a bag. It's Jack's bag.
7. No, it isn't. It's on Jack's back.
8. It's on Jack's back.
9. He is going to school.
10. Yes, he can carry the big bag.

LESSON THREE

TEXT

[i:]

Look at These Bees

Look at these bees:
They are worker bees,
They have a leader,
That's the queen bee.
Is honey made by bees
Like these?
Honey is sweet,
Are bees sweet?



A SHORT PLAY

The Bees and the Bear

(The bees are making honey while singing and dancing.)

Bees(I): We are worker bees.
 We are making honey.
 We are happy.

Bees(II): We are worker bees.
 We are making honey.
 We are happy.

