

新概念 小学5年级上学期适用 小学英语


New Concept English for Children



付春敏 张 炜
Daniel Kister [美]

编 绘
审 编

3A



世界图书出版公司



图书在版编目(CIP)数据

新概念小学英语 3/付春敏, 张炜主编。—西安: 世界图书出版
西安公司, 2001.8
ISBN 7-5062-5048-9

I. 新… II. ①付… ②张… III. 英语课—小学—教学参考资料
IV. G624.313

中国版本图书馆CIP数据核字(2001)第051238号

New Concept English for Children



新概念小学英语·3A

编 绘 付春敏 张 炜
策 划 杨 林 薛春民
责任编辑 樊 鑫
技术设计 黎孟德 蔡金廷

世界图书出版西安公司 出版发行
(西安市南大街17号 邮编710001)

陕西省印刷厂印刷

各地新华书店经销

开本 787×1092 毫米 1/16 印张 2.75
2001年8月第1版 2001年8月第1次印刷

ISBN 7-5062-5048-9/H·307

定价: 17.60元(全二册) 本册定价: 8.80元

Young children learn about their world in accordance with their natural desires. From birth, children naturally desire contact with their world. Out of this desire, they open their eyes to this world and seek to know and name all that they find there. Out of a desire for contact with their mother, father, others in the family, they seek quickly to know and name "mother," "father," and all the persons and things that they find outside in the neighborhood by day and in the stories that their grandmother tells them by night. Out of this desire, they quickly come to know and name what they find in these worlds of reality and imagination.

Any textbook for children draws upon their inborn wonder for the world around them and cultivates their desire to know and name this world. It draws them into the excitement of naming an ever-expanding world of reality and the imagination.

Any English textbook opens children's eyes to the wonder of naming their world in new English ways. The present books do this very well. Through colorful pictures and imagined new friends and stories, they cultivate children's desires for contact with the world around them; and they give them exciting tools to allow them to name their world of Gulliver and Cinderella and to the natural world of owls, lions, and elephants. They treat them too, to the excitement of naming what they find in the world of everyday home life in a new English ways. Students who have the opportunity to enter the world of these books are very fortunate.

Daniel Kister

3A

CONTENTS

Name: _____

Class: _____

Grade: _____

School: _____



Unit 1	2
Unit 2	5
Unit 3	8
Unit 4	11
Unit 5	14
Unit 6	17
Unit 7	20
Unit 8	23
Unit 9	26
Unit 10	29
Unit 11	32
Unit 12	35
Unit 13	38
Unit 14	41

3A

CONTENTS

Name: _____

Class: _____

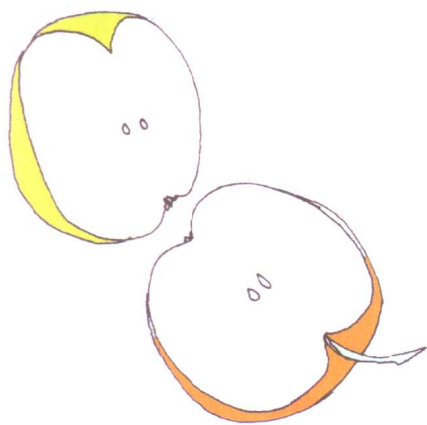
Grade: _____

School: _____




Unit 1	2
Unit 2	5
Unit 3	8
Unit 4	11
Unit 5	14
Unit 6	17
Unit 7	20
Unit 8	23
Unit 9	26
Unit 10	29
Unit 11	32
Unit 12	35
Unit 13	38
Unit 14	41

1 Look, listen and learn to say.




There is some bread.
There is some milk.
There is some jam.
There is some cake.
There is an apple.
There are some cookies.

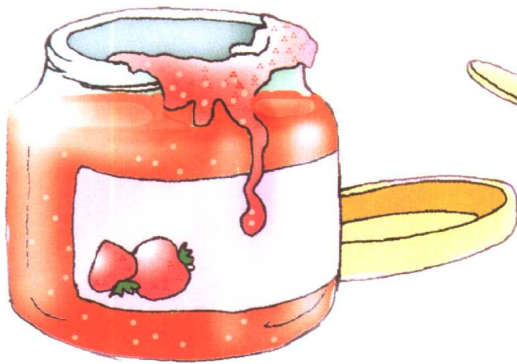
2 Learn to say.




a loaf of bread




a piece of bread



a bottle of jam



a spoonful of jam

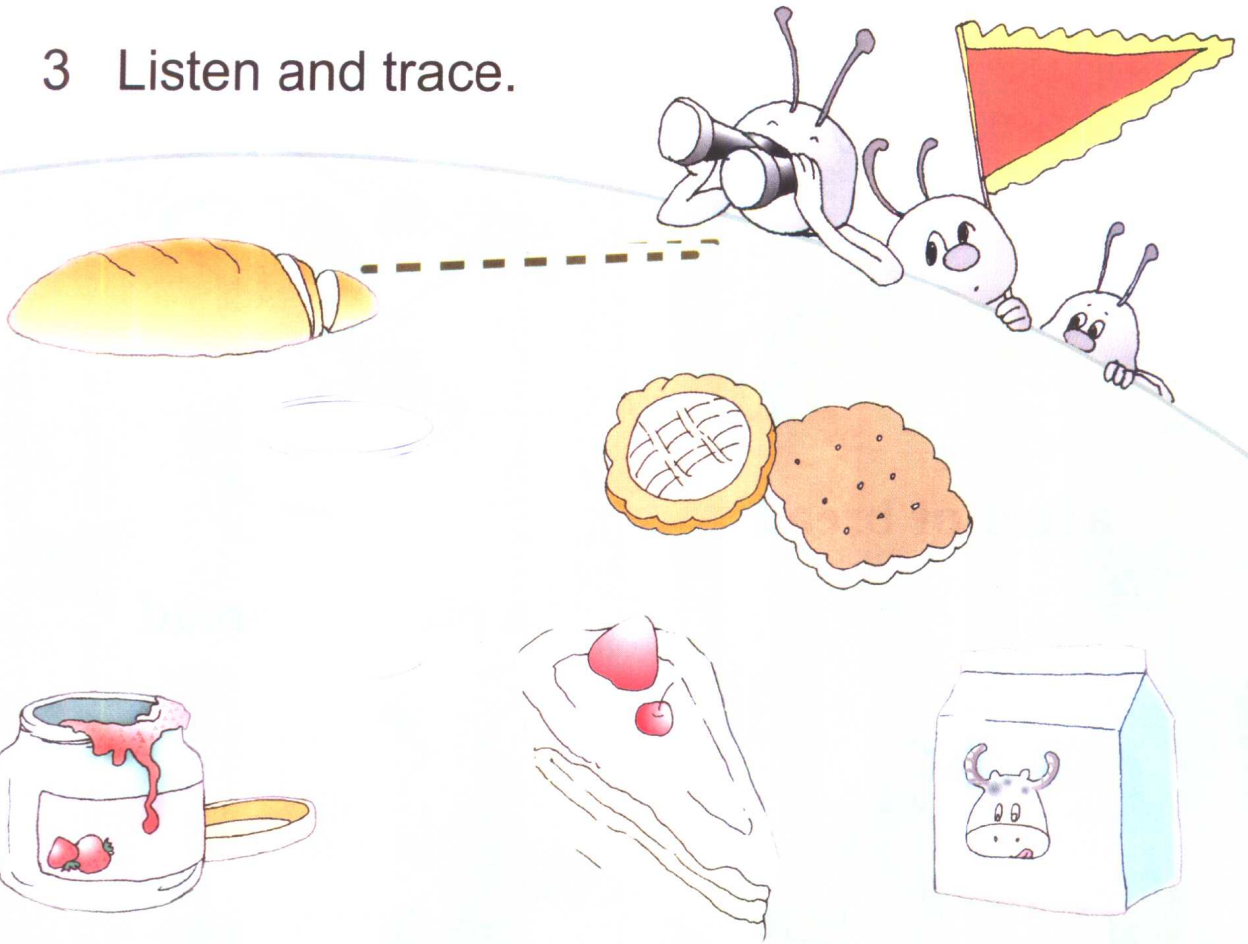


a packet of milk



a glass of milk

3 Listen and trace.



4 Learn to write.

5 Circle the words.

o r a n g e c
u d p j a m o
b r e a d i o
l i k m i l k
t e a h o k i
e y e x p e e

bread

jam

milk


cookie



1 Look, listen and learn to say.


May I have some juice, please?

Yes, here you are.



May I have some cookies, please?

*Sorry, I don't have any.
How about some French fries?*



French fries



2 A story.

Waiter: Can I help you, Sir?

Man: Yes. May I have a piece of pizza?


Waiter: Sorry, Sir. We don't have
any pizza now.

Man: Then two fried eggs, please.











Waiter: We don't have any eggs either.

Man: May I have a cup of coffee?

Waiter: Sorry, Sir. We have some coffee,
but we don't have any cups.



3 Point and say.

 bread	 coffee
cake 	milk 
 jam	 pizza
a cookie 	a fried egg 
 popcorn	 French fries

4 Let's play a game.

May I have ...?



Unit 3


Table manners

1 Look, listen and learn to say.

Pass me the salt, please.


Here you are.

Thanks.




Do you want some pizza?

Yes, please.




Have some strawberries.

Thank you, Mom.



2 Point and say.



sugar



salt




rice



salad



strawberry



3 Chant and play a game.

Cinderella, set the table,
As quickly as you are able.
Don't forget the sugar and salt!


Cinderella, set the table,
As quickly as you are able.
Don't forget the salad,
Sugar and salt!

*(Continue naming more things
until you've said all you know.)*



1 Sing a song:

Days of the week



Monday

Tuesday



Wednesday

Thursday


Friday

Saturday

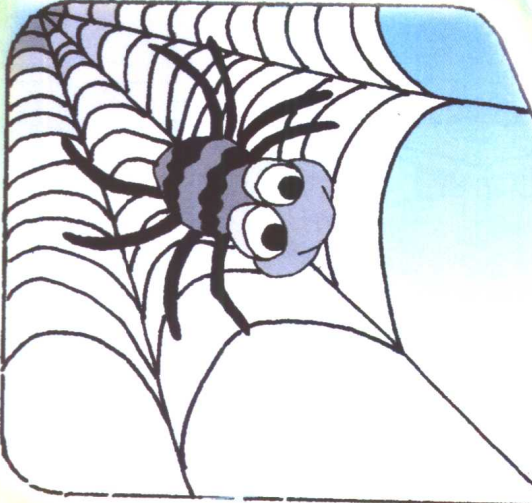
Sunday



2 Practise speaking.





What day is today?




Today is Sunday.

What day is tomorrow?



Tomorrow is Monday.



3 Circle and write the days of the week.

U	Z	R	E	S	T	A	X	E	S
O	N	Q	I	V	H	L	K	A	E
M	N	S	A	T	U	R	D	A	Y
E	M	A	I	U	R	S	O	N	S
W	E	D	N	E	S	D	A	Y	U
F	T	P	O	S	D	Y	D	Z	N
T	M	O	N	D	A	Y	A	R	D
F	R	I	D	A	Y	P	X	E	A
Y	E	O	S	Y	S	U	I	R	Y

4 Listen and connect.

