

新概念

小学 3 年级上学期适用

小学英语

New Concept English for Children



付春敏

张 炜

编 绘

Daniel Kister [美]

审 编

1A



世界图书出版公司

图书在版编目(CIP)数据

新概念小学英语 1/付春敏, 张炜主编。—西安: 世界图书出版
西安公司, 2001.8
ISBN 7-5062-5046-2

I. 新… II. ①付… ②张… III. 英语课—小学—教学参考资料
IV. G624.313

中国版本图书馆CIP数据核字(2001)第051236号

New Concept English for Children



新概念小学英语 · 1A

编 绘	付春敏	张 炜
策 划	杨 林	薛春民
责任编辑	薛春民	
技术设计	黎孟德	蔡金廷

世界图书出版西安公司 出版发行
(西安市南大街17号 邮编710001)

西安七二二六印刷厂印刷


各地新华书店经销

开本 787×1092 毫米 1/16 印张 2.75
2001年8月第1版 2001年8月第1次印刷

ISBN 7-5062-5046-2/H · 305

定价: 17.60元(全二册) 本册定价: 8.80元

1A




Name: _____

Class: _____

Grade: _____

School: _____



CONTENTS

Unit 1	2
Unit 2	5
Unit 3	8
Unit 4	11
Unit 5	14
Unit 6	17
Unit 7	20
Unit 8	23
Unit 9	26
Unit 10	29
Unit 11	32
Unit 12	35
Unit 13	38
Unit 14	41

1A




Name: _____

Class: _____

Grade: _____

School: _____



CONTENTS

Unit 1	2
Unit 2	5
Unit 3	8
Unit 4	11
Unit 5	14
Unit 6	17
Unit 7	20
Unit 8	23
Unit 9	26
Unit 10	29
Unit 11	32
Unit 12	35
Unit 13	38
Unit 14	41



1 Meet your friends.

Hello! I'm Ted.

*Hi! I'm Bessie.
Nice to see you.*

I'm Andy.


My name is Clay.

*My name is Dan.
I'm a mouse.*

I'm Meg.



2 Look, listen and learn to say.



My name is Joe. What's your name, please?

My name is Andy.



3 Sing a song. ☆



Hello, my friend.

Nice to see you.

Nice to see you.

Hello, my friend.

What's your name, please?

What's your name, please?

My name is Sam.






Unit 2

FRIENDS

1 Look, listen and learn to say.



2 Point and say.



3 Chant.

Dan: *This is Bessie, my friend Bessie.*

This is Andy, my friend Andy.

Ted: *How are you, girl?*

Bessie: *I'm fine.*

Ted: *How are you, boy?*

Andy: *Oh, not bad!*







4 Friends album.







girl



Bessie






boy





1 Look, listen and learn to say.



2 Practise speaking.

Who is this boy?

This is Clay.

Who is this girl?

This is Bessie.


Who is this boy?

This is Joe.

Who is this boy?

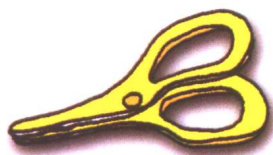
This is Ted.

3 Point and say.



4 Finger puppet.

Who is this girl? This is Bessie.



*(Cut out the pictures
and play the game.)*





1 Look, listen and learn to say.



2 Link numbers and words.

ten eight five four one

1 2 3 4 5 6 7 8 9 10

two six three nine seven

3 Chant and act out.

One two (*Clap twice*).




Three four


(*Bow to each other.*)



Five six (*The left foot steps aside and the right foot joins together.*)



Seven eight (*The right foot steps aside and the left foot joins together.*)



Nine ten (*The left foot steps aside and the right foot joins together.*)



4 Colour the numbers.

5 Sing a song.

*One two three four
Five six seven,
Eight nine ten, begin again.
One two three four
Five six seven,
Eight nine ten, that's the end.*








Unit 5

NUMBERS



1 Look, listen and learn to say.



Look!



One apple.



Four apples.