

● 家庭辅导丛书

刘 玮 编
黄庐进 陈雪翎 主审



(第二级下册)



华东理工大学出版社

• 家庭辅导丛书

英语步步奔剑桥

(第二级 下册)

刘 玮 编著

黄庐进 陈雪翎 主审

华东理工大学出版社

内容提要

本书根据少儿英语的教学需要及儿童的认知特点,以两课一练的形式为就读剑桥少儿英语的学生提供了课后巩固和提高的途径。每单元围绕两篇课文中出现的生词、句型,突出“学习重点”、“词汇要点”及“交际要点”,重视少年儿童的听、说、读、写全面能力的培养。本书内容充实、难易适度、图文并茂、形式多样,使少年儿童在轻松、愉快的气氛中学英语,提高学习效率。

本书也可作为就读牛津英语、学步英语、3L 英语和小博士英语学生的理想家庭辅导教材。

图书在版编目(CIP)数据

英语步步奔剑桥. 第二级. 下册 / 刘 玮 编著.

—上海: 华东理工大学出版社, 1999.12

(家庭辅导丛书)

ISBN 7-5628-0966-6

I. 英... II. 刘... III. 少年儿童—英语—教学参考资料 IV. H31

中国版本图书馆 CIP 数据核字(2000)第 15974 号

·家庭辅导丛书

英语步步奔剑桥

(第二级 下册)

刘 玮 编著

黄庐进 陈雪翎 主审

华东理工大学出版社出版发行

上海市梅陇路 130 号

邮政编码 200237

电话 021-64250306

新华书店上海发行所发行经销

江苏昆山亭林印刷总厂印刷

开本 787 × 1092 1/16 印张 5 字数 130 千字

1999 年 12 月第 1 版 2000 年 6 月 第 1 次印刷

印数 1-8100 册

ISBN 7-5628-0966-6/H·163 定价: 18.00 元

(配录音磁带两盒共 14.00 元)

序

由国家教育部考试中心中英教育测量学术交流中心引进的剑桥少儿英语系统，为我国的少年儿童拉开了英语“第二课堂”学习的帷幕。该项目自1996年夏引进以来，目前全国已有20多万儿童在学，并参加了各等级的考试。全国大部分省份及直辖市都已建立了剑桥少儿英语系统考试的承办机构，对本省、市各办学点进行认证，负责对任课教师及口试考官进行培训考核及办理和管理学生的考试工作，并聘请专家组对剑桥少儿英语系统培训、考试的具体实施进行指导。

剑桥少儿英语系统分为starters、movers、flyers三级，喻示着孩子们从刚刚起步(starters)到渐渐前进(movers)直至最终起飞(flyers)来掌握和使用英语，我们简称为第一、二、三级。这三级考试，从国际范围来讲，其词汇掌握程度的要求分别为(欧洲标准)：一级要求掌握近400个词汇；二级要求掌握近600个词汇；三级要求掌握近1000个词汇。由于中国英语教学的语言环境和教学条件与国外很多国家，尤其是双语国家相差甚远，一年多来的教学经验证明，剑桥所制定的上述欧洲标准对中国的学生来说还有一定的难度；一个即将小学毕业的五年级学生要考过剑桥少儿英语二级并取得一个好成绩是要下一番功夫的。尤其是各级考试中要求的听说能力，我们的孩子还相距甚远。大部分孩子在12岁时很难达到三级水平。所以，我们不必过分强调只有6-12岁这个年龄段的孩子才适合学习这套教材。已经进入初中学习的少年可直接参加第二级下册和第三级上册的学习。

由国家教育部考试中心中英教育测量学术交流中心和英国剑桥大学考试委员会联合签发的证书是一种写实性证书。检验孩子各项英语语言技能掌握的程度，主要看他得了多少个实心盾牌(共15块盾牌)。孩子们应循序渐进，一步一个脚印地上台阶、奔剑桥。

上海市自1997年引进该项目以来，一些从事剑桥少儿英语教学的教师们经过细心钻研，积累了不少宝贵的经验。为了弥补学生们课时相隔时间太长，回家后又没有合适的“温故知新”的辅导书，《英语步步奔剑桥》编写组的教师们精心设计和编写了这套学习丛书。

该套丛书共分十册，有三个级别。每一级包括上、下两册和一本专门训练考级能力的测试书和一本考级必备词汇。它将相对枯燥的词汇、语法巧妙地融汇于每个练习之中；将趣味性强和易于理解、操作的游戏跃然纸上；将视(图片)、听(磁带)、做(剪贴、涂色)、乐(游戏等)集于一体。能充分刺激学生们的感官，增加孩子们学习英语的趣味性和积极性。

我在阅读了这套学习丛书后感受颇深，觉得这套书的精彩之处就是它不仅能帮助学生温故知新，而且还能帮助学生缩短学习和考试之间的跨度。是广大在读各类少儿英语的学生，尤其是学习《剑桥少儿英语》的学生及家长的不可缺少的辅导书。

祝愿每一个学生都能多得实心盾牌，争取更好的成绩。

黄庐进

前言

我们已迈入21世纪。21世纪是竞争的世纪，而竞争首先是人才的竞争。随着我国改革开放的深入发展，学习英语的重要性和必要性已被越来越多的人所熟知。英语已成为新世纪的“通行证”。

有关心理学家研究发现：6~12岁这个年龄是孩子学外语的最佳年龄。从小学外语非常必要，因为这个年龄段的孩子记忆力好、模仿能力强，学外语能达到事半功倍的效果。针对英语学习的规律和少儿学英语的年龄特征，本书以剑桥少儿英语培训教材为背景，尝试素质教育。让学生“重在参与”，教师“重在鼓励”，从而激发少儿的学习兴趣，全面提高学生的听、说、读、写综合能力，这就是本丛书编写的指导思想。通过配套训练，使学生轻松跨越“剑桥二级”的等级考试，这是本书编写的又一目的。

全书分为三部分，第一部分每个unit是对照剑桥少儿英语两篇课文的复习训练（即“两课一练”）及答案；第二部分是一套模拟试题（含答案），第三部分是词汇表。本书还配有听力磁带供听力训练。值得一提的是，本录音磁带以英国语音为标准与考级听力要求完全衔接。使用本书将有助于读者系统地巩固所学知识，熟悉考级要求，帮助少年儿童更好地掌握英语。作为家庭辅导丛书之一，本书还能为孩子营造家庭英语学习气氛，重现课堂教学情景，家长也可以从孩子的各种练习中了解他们的学习水平和学习状况。

本书内容丰富、语言生动、形式多样、图文并茂。可让学生手脑并用，进行猜谜、绕口令、绘画、游戏等活动。加上配音磁带，更能培养孩子学英语的兴趣。

除此之外，本书也是在读“牛津英语”、“学步英语”、“三L英语”和“小博士英语”学生的理想家庭辅导教材。

上海市剑桥少儿英语项目组专家对该丛书进行了审阅，并提出了宝贵的意见。张滢捷老师在该书的编写过程中，也给予了很大的帮助，在此一并表示衷心的感谢。但由于时间仓促，本书不足之处在所难免，恳请读者给予指正。

CONTENT



Part 1: Unit Exercises

1

- Unit 1 Birthday 1
- Unit 2 Stationery 3
- Unit 3 Classroom 5
- Unit 4 What's happening? 7
- Unit 5 Time and Classes 9
- Unit 6 Countries and Houses 12
- Unit 7 My Home 14
- Unit 8 Family 16
- Unit 9 Daily Food 19
- Unit 10 Jobs and Parties 22
- Unit 11 Animals 25
- Unit 12 Sports and Games 28
- Unit 13 Body and Health 30
- Unit 14 Hobbies and Friends 33

Key to the Unit Exercises

36

- Unit 1 Birthday 36
- Unit 2 Stationery 38

Unit 3	<i>Classroom</i>	39
Unit 4	<i>What's happening?</i>	41
Unit 5	<i>Time and Classes</i>	44
Unit 6	<i>Countries and Houses</i>	47
Unit 7	<i>My Home</i>	49
Unit 8	<i>Family</i>	50
Unit 9	<i>Daily Food</i>	52
Unit 10	<i>Jobs and Parties</i>	54
Unit 11	<i>Animals</i>	56
Unit 12	<i>Sports and Games</i>	58
Unit 13	<i>Body and Health</i>	60
Unit 14	<i>Hobbies and friends</i>	62

Part 2 : Assessment	64
----------------------------	----

Key to the Assessment	69
------------------------------	----

Part 3 : Vocabulary	74
----------------------------	----



Part 1: Unit Exercises

Birthday

I Read and write the missing months.

There are twelve months in a year , but in this picture you can find nine months. Three months are missing . Can you write them down ?



1. _____

2. _____

3. _____

II Read and match.

There are eight sentences in column A and eight sentences in column B . Read these sentences and draw lines from column A to column B .

A

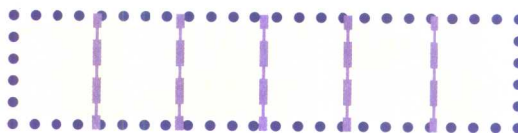
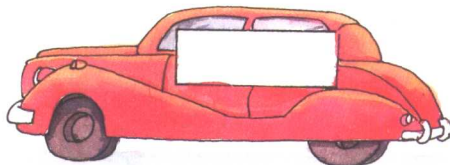

- Hi, Susan !
- How do you do ?
- It's nice to see you .
- How are you ?
- What's your name ?
- What day is today ?
- How old are you ?
- What's your telephone number ?

B

- It's 32487062 .
- My name is Mark.
- Fine, thanks, and you ?
- How do you do ?
- I'm eleven .
- Hi , Jack !
- Me , too .
- Today is Wednesday.

III Listen and write.

Listen to the following dialogues and write down the numbers in the blanks .



IV Listen and fill in the blanks.

Listen to the following paragraph carefully and put in the missing words.



Today is Betty's birthday. She is having a party . It is _____ o'clock now . Some



children are _____ "Happy Birthday" and Betty is blowing out the _____



on her birthday _____. Some children are dancing and others are playing games .



They are very _____.



Stationery

I Look and unscramble the words.

Please rearrange the letters to form correct words according to the pictures .




asrere



psalret



csosrssi



uerlr

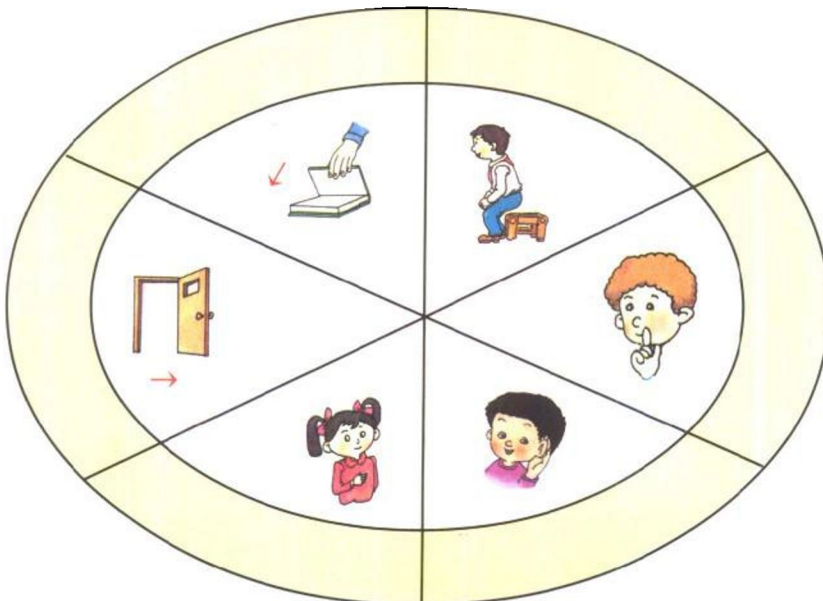


bnotoock

II Match.

There are six pictures in the circle . Please match the words and phrases in the list with the pictures and write them down .


Quiet, Listen , Stand up , Close your book , Open the door ,Repeat



III Look and count.

Look at the picture and answer the questions .

How many circles / triangles / rectangles / squares are there?



1. There are _____ circles .
2. There are _____ triangles .
3. There are _____ rectangles .
4. There are _____ squares .

IV Listen and fill in the blanks .

Listen to the following dialogue. Listen carefully and put in the missing words .

A : May I borrow your _____ , please ?

B : _____ , I only have _____ . I think Mary has _____ .

A : Excuse me , Mary . Do you have any pencils ?

C : Yes , I have two . One is _____ , the other is _____ .

A : May I borrow one ?

C : _____ ! The _____ one is for _____ , the _____ one is for you .

A : _____ very much .



Classroom

I Look and write.

Look at the colours below and write the correct words about the colours in the blanks .

1. _____ +  = 

2.  +  = _____

3. _____ +  = 

4.  + _____ = 

5.  +  +  = _____

II Match.

Please make up new words according to the pictures and match the words with the pictures .

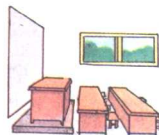
waste

cup

paint

book

class



brush

shelf

board

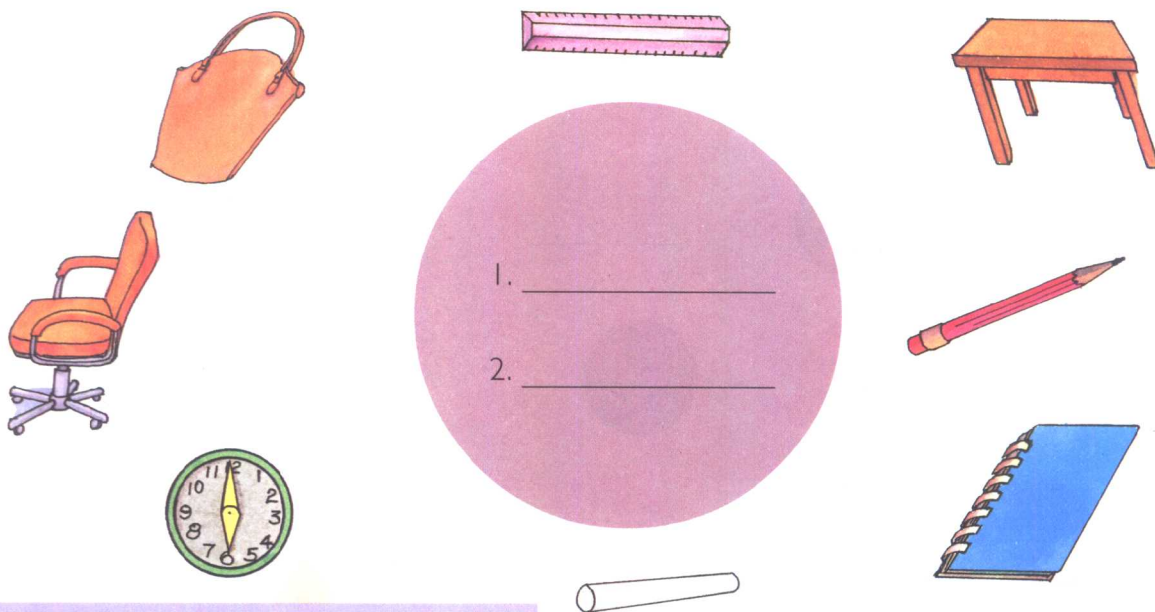
room

paper

III Read and guess.

Please read the sentences below and answer the questions .

1. I'm not a pencil or a ball pen . I can not write in your book , but I can write on the blackboard .
Can you guess what I am ?
2. I have four legs and one back , but I can not walk . What am I ?



IV Listen and mark "T" or "F".

Listen to the following passage carefully , then read these sentences . If the sentence is right , mark "T" , if it is wrong, mark "F".

1. Our classroom is big and clean . ()
2. There are two doors and four windows in the classroom. ()
3. A big desk is for the teachers . ()
4. There is a map of China on the front wall . ()
5. There is a wall newspaper on the back wall . ()

What's happening?

I Listen and match.

Look at these children. They're enjoying themselves in the park. Can you make out who they are? Draw a line between the name and the child.

Jack


Ben

Ted

Tom




Kelly

Mary



II Look , read and write.

Please look at the pictures and read the sentences , then write down the correct words .



1. Children are playing on it.

2. People can borrow books from it .


3. Doctors are working in it .

4. There are many cars in it .

5. Students are studying in it .

III Look and make sentences.

Please make sentences with the prepositions "on", "under", "between", or "next to" etc. according to the picture.



1. _____

2. _____

3. _____

IV Listen, circle and write.

Hello, children! Can you see two living rooms here? Now listen to the following passage about a living room and then circle the right one.



(A)



(B)



Which one do you choose, living room A or living room B? OK. Now please look at the other living room and it is your turn to write down something about it.

Time and Classes


I Match.

There are five pictures and five words . Please match the pictures with the words in opposite meaning .

young




short



thin

handsome



curly


II Listen and match.

Listen to the following paragraph, and then match the people with the pictures.

LIKE



DISLIKE



Kelly

Mary

John

Tom

