

随身听英语

(初一年级用)

(另配有录音带)

Listening

黄健如 肖君 主编

- 丰富的题型，激发你学的兴趣
- 经典的名篇，带给你美的享受
- 幽默短文、趣味谜语、边听边画、
听歌学唱、谚语、箴言，轻轻松松练听力

1



安徽科学技术出版社

中学英语听力系列

随身听英语

1

(初一年级用)

主编：黄健如 肖 君
编者：唐晓青 徐明珠 黄健如
郑黎明 刁南生 肖石峰

安徽科学技术出版社

图书在版编目(CIP)数据

随身听英语. 1/黄健如,肖君主编. —合肥:安徽科学技术出版社,2000.4
ISBN 7-5337-1423-7

I. 随… II. ①黄… ②肖… III. 英语-视听教学-中学-教学参考资料 IV. G634.413

中国版本图书馆 CIP 数据核字(2000)第 19533 号

*

安徽科学技术出版社出版
(合肥市跃进路1号新闻出版大厦)
邮政编码:230063

电话号码:(0551)2825419

新华书店经销 合肥远东印刷厂印刷

*

开本:787×1092 1/16 印张:7.25 字数:148千

2001年10月第5次印刷

印数:10 000

ISBN 7-5337-1423-7/G·290 定价:8.00元

(本书如有倒装、缺页等问题请向本社发行科调换)

编写说明

听是理解和吸收口头信息的交际能力,也是语言交际活动中使用最频繁的方式。专家们根据实践分析与研究,曾得出一项结论:人们生活中45%以上的信息是依靠听来获取的。就一般情况而言,语言交际中的读、说、写能力的形成与提高是以听能为基础的。因此,听是语言学习中一个非常重要的部分。目前,我国的中学英语教学已注重提高学生的英语听力,并且已在高考英语试卷增加听力部分。

为了帮助广大中学生在学英语的过程中逐步提高听力水平,我们编写了这套供广大师生课堂内外使用的小丛书《随身听英语》。在编写过程中,我们始终依纲据本,以激发同学们的学习兴趣为宗旨。对具体内容的选择,我们的原则是依据中学英语教学大纲与教材的要求,适当增添著名篇、当代文选,在确保内容精当、丰富的基础上,又兼顾到趣味性。在形式上,我们也根据教学实践作了一些尝试,比如增加听力理解、听歌唱歌、听诗(文)朗诵、听材料画画,等等。力求从内容到形式都能激发学生的学习兴趣,既适合师生课堂使用,又方便学生课外利用零星时间随时学习,并且在提高听力的过程中得以扩展自己的知识面。

这套《随身听英语》小丛书共六册,分别供初一到高三的学生使用。因所选内容比教材丰富,词汇量也因之增加,大部分同学在听与读的过程中可能会遇到词汇量不够的困难。为了帮助同学们解决这一困难,我们在每单元的开始部分,将生词的音标与词义都放进了“Word Storehouse”,让大家先熟悉。

这套丛书的主编是黄健如、肖君。从初一到高三年级各册书的编者是唐晓青、徐明珠、黄健如、郑黎明、刁南生、肖石峰。

编者



CONTENTS

Unit 1	1
Unit 2	3
Unit 3	6
Unit 4	9
Unit 5	13
Unit 6	16
Unit 7	18
Unit 8	21
Unit 9	24
Unit 10	27
Unit 11	30
Unit 12	33
Unit 13	35
Unit 14	38
Unit 15	40
Unit 16	42
Unit 17	45
Unit 18	48
Unit 19	51
Unit 20	54
Unit 21	56
Unit 22	59
Unit 23	62
Unit 24	65
Unit 25	67
Unit 26	70
Unit 27	73
Unit 28	75
Unit 29	78
Unit 30	81
Scripts	84
Keys	105



Unit 1

one [wʌn] num. 一	two [tu:] num. 二
three [θri:] num. 三	four [fɔ:] num. 四
five [faiv] num. 五	six [siks] num. 六
seven [ˈsevn] num. 七	eight [eit] num. 八
nine [nain] num. 九	ten [ten] num. 十
How do you do? 你好	


WORD STOREHOUSE

I.  **Listen and**  **circle** (听录音, 从 A、B、C、D 中选出你所听到的字母, 并在代表该字母的标号上画圈).



- | | | | |
|----------|-------|-------|-------|
| 1. A. Aa | B. Ee | C. Kk | D. Ii |
| 2. A. Mm | B. Nn | C. Cc | D. Bb |
| 3. A. Hh | B. Ll | C. Dd | D. Ff |
| 4. A. Gg | B. Hh | C. Jj | D. Kk |
| 5. A. Ll | B. Kk | C. Mm | D. Bb |
| 6. A. Hh | B. Ii | C. Ll | D. Kk |

II.  **Listen and**  **circle** (听录音, 在你所听到的每组三个单词中有两个读音相同, 一个不同, 请在代表读音不同的那个字母上画圈).




- | | | |
|----------|----------|----------|
| 1. A B C | 2. A B C | 3. A B C |
| 4. A B C | 5. A B C | 6. A B C |
| 7. A B C | 8. A B C | 9. A B C |

III.  **Let's write** (写一写, 把你所听到的字母的大、小写写在四线三格中).

- | | | |
|-------------------|-------------------|-------------------|
| 1. _____
_____ | 2. _____
_____ | 3. _____
_____ |
| 4. _____
_____ | 5. _____
_____ | 6. _____
_____ |

IV.  **Listen and**  **circle** (听录音, 在你所听到的那个句子前面划圈).


1. A. Good morning. B. Good afternoon. C. Goodbye!
2. A. How are you? B. How do you do? C. Nice to meet you.
3. A. Hello! What's your name? B. Fine, thank you.
C. What's this?
4. A. Sit down, please. B. Thank you.
C. Hello. My name is Kate.
5. A. My name is Jim. B. Good morning, Mr Li!
C. I'm fine too.

V.  **Look,**  **listen and**  **say** (看、听、说).


1 2 3 4 5 6 7 8 9 10
one two three four five six seven eight nine ten

Match 找对子

one	two	three	four	five					
3	4	5	6	7	2	1	9	8	10
six	seven	eight	nine	ten					

VI.  **Let's sing** (唱一唱).

GOOD MORNING





Good morn-ing, good morn-ing, and how do you do?

Good morn-ing, good morn-ing, I'm fine, how are you?



Unit 2

ant [ænt] <i>n.</i> 蚂蚁	pen [pen] <i>n.</i> 钢笔
apple ['æpl] <i>n.</i> 苹果	bag [bæg] <i>n.</i> 书包
box [bɒks] <i>n.</i> 盒子	book [buk] <i>n.</i> 书
know [nəu] <i>vt.</i> 知道	pencil ['pensl] <i>n.</i> 铅笔
glad [glæd] <i>adj.</i> 高兴的	think of 认为



WORD STOREHOUSE

I.  Listen and  circle (听字母, 在你所听到的字母上画圈).




- | | | |
|-------------|-------------|-------------|
| 1. A E I R | 2. R I A K | 3. C Q K J |
| 4. Y J G N | 5. W M N B | 6. B P D V |
| 7. B P D V | 8. F V U H | 9. J G Q I |
| 10. I A J C | 11. C S Z X | 12. I M N S |

II.  Listen and  circle (听录音, 找出每组中含有不同元音音素的那个字母, 在它的序号上画圈).

- | | | |
|------------|------------|------------|
| 1. A B C D | 2. A B C D | 3. A B C D |
| 4. A B C D | 5. A B C D | 6. A B C D |


III.  Listen and  write (听字母, 在你听到的字母上加一笔, 使它成为另一个字母, 并把它写在四线三格上).

- | | | |
|------------------------------------|------------------------------------|------------------------------------|
| 1.
.....
.....
..... | 2.
.....
.....
..... | 3.
.....
.....
..... |
| 4.
.....
.....
..... | 5.
.....
.....
..... | 6.
.....
.....
..... |

IV. 1.  **Look**,  **listen and**  **say** (看、听、说).



ant




apple



bag



book




box



pen




pencil

2.  **Match** (听录音,按你听到的先后顺序把序号与物品连接起来).



①



②



③




④





⑤



⑥



⑦

V.  **Listen and**  **say** (听录音,并跟读,记住这些缩写词的词意).

1. AD 公元

2. A. M. 上午

3. P. M. 下午

4. e. g. 例如

5. CCTV 中央电视台

6. BBC 英国广播公司

7. GMT 格林尼治时间




8. PRC 中华人民共和国

9. IOC 国际奥委会

10. UN 联合国组织

11. UK 英国

12. USA 美国

VI.  **Listen**,  **read and**  **write** (听录音,跟读所听到的句子,并在B栏中找到所听到的句子,将代表该句子的字母分别填写在A栏相应的括号中).

A

1. ()

2. ()

3. ()

4. ()

5. ()

6. ()

B

A. How are you, Jim?


B. What's your name, please?

C. Thank you, Kate.

D. Hello! Are you Li Ming?


E. Hello! Nice to meet you!

F. My name is Tom.

Ⅶ.  Let's sing (唱一唱).

THE ALPHABET SONG



A-B-C-D-E-F-G, H-I-J-K-L-M-N-O-P,
Q-R-S, T-U-V, W-X, Y-Z,
Now I know my A-B-Cs,
Tell me what you think of me.





Unit 3

cup [kʌp] n. 茶杯	table ['teɪbl] n. 桌子
cat [kæt] n. 猫	tree [tri:] n. 树
clock [klɒk] n. 闹钟	night [nait] n. 夜晚
morning ['mɔ:niŋ] n. 上午	
evening ['i:viŋ] n. 晚上	
telephone ['telifəʊn] n. 电话	



WORD STOREHOUSE

I.  **Listen and**  **circle** (听录音,在你听到的每组三个单词中有两个读音相同,一个不同,在代表读音不同的那个字母上画圈)。

1. A B C
2. A B C
3. A B C
4. A B C
5. A B C
6. A B C
7. A B C
8. A B C
9. A B C
10. A B C



II.  **Listen and**  **circle** (听录音,在你所听到的句子前画圈)。



1. A. Good morning! B. Good afternoon! C. Goodbye!
2. A. How are you? B. How do you do? C. Nice to meet you.
3. A. Sit down, please. B. Stand up. C. Sorry. I'm not.
4. A. What's this in English?
B. What's your name, please?
C. Can you spell your name, please?
5. A. Hello. My name is Kate Green.
B. Hello. Are you Jim Green?
C. Excuse me! Are you Mr Green?




III.  **Listen and**  **circle** (听录音,从 A、B、C 中找出你所听到的句子的答语,在题号上画圈)。

1. A. Oh, yes. B. Sorry. C. I'm OK.

2. A. My name is Kate. B. How do you do? C. No, I'm not.
 3. A. Yes, I am. B. Good afternoon. C. Oh, sorry.
 4. A. Thank you. B. Oh, nice to meet you, Li Ming.
 C. No, I'm not.
 5. A. Hello, Kate! Nice to meet you, too.
 B. Excuse me.
 C. Good morning.

IV.  **Listen and**  **write** (听录音, 根据你听到的介绍, 在方框内依次记下他们的名字).



V. 1.  **Look,**  **listen and**  **say** (看、听、说).



cup



cat



clock





table




tree




telephone

2.  Listen and  draw (听录音, 按顺序画出你所听到的物品).

(1)




(2)




(3)




(4)





(5)



(6)



VI.  Listen and  repeat (听录音, 并跟着说).



Good morning.


Good evening.

Good morning.

Good evening.

My name's Ann.

My name's Teel.



Good afternoon.

Good night!

Good afternoon.



My name's Sam.





Unit 4

friend [frend] <i>n.</i> 朋友	flag [flæg] <i>n.</i> 旗
bus [bʌs] <i>n.</i> 公共汽车	dog [dɒg] <i>n.</i> 狗
doll [dɒl] <i>n.</i> 洋娃娃	door [dɔː] <i>n.</i> 门
farmer [ˈfɑːmə] <i>n.</i> 农夫	desk [desk] <i>n.</i> 课桌
badminton [ˈbædmɪntən] <i>n.</i> 羽毛球	



WORD STOREHOUSE

I.  **Listen and**  **circle** (听录音, 在你所听到的每组三个单词中, 有两个读音相同, 一个不同, 请在代表读音不同的那个字母上画圈).

- | | | |
|-----------|----------|----------|
| 1. A B C | 2. A B C | 3. A B C |
| 4. A B C | 5. A B C | 6. A B C |
| 7. A B C | 8. A B C | 9. A B C |
| 10. A B C | | |



II.  **Listen and**  **write** (听录音, 写下你听到的电话号码).

- | | | | |
|----------|-----------|----------|----------|
| 1. _____ | 2. _____ | 3. _____ | 4. _____ |
| 5. _____ | 6. _____ | 7. _____ | 8. _____ |
| 9. _____ | 10. _____ | | |



III.  **Listen and**  **circle** (听录音, 从 A、B、C、D 中找出你所听到的问话的适当答语, 并在序号上画圈).

- | | |
|-----------------------|------------------------------|
| 1. A. I'm in Grade 2. | B. I'm in Class 1. |
| C. I'm eleven. | D. No, I'm not. I'm Liu Mei. |
| 2. A. I'm in Class 2. | B. Yes. I'm in Row 3. |
| C. I'm in Grade 1. | D. Yes, I am. |

3. A. Yes, I'm ten. B. No, I'm ten.
C. Yes, I am. D. I'm in Row 5.
4. A. My name is Gao Hui. B. I'm eleven.
C. Yes. W—A—N—G, Wang, H—A—I, Hai.
D. I'm fine.
5. A. 8 B. 10 C. 12 D. 20


IV.  **Listen and**  **circle** (听录音, 找出与你所听到的对话内容相符的答案, 在句子前面画圈).

1. A. Ling Ling is in Row 4. B. Ling Ling is in Row 3.
C. Ling Ling is in Class 1.
2. A. Jim is in Class 1, Grade 1. B. Jim is in Class 1, Grade 2.
C. Jim is in Class 2, Grade 1.
3. A. The boy's in Row 5. B. The boy's in Row 4.
C. The boy's in Row 7.
4. A. The girl's 10. B. The girl's 11.
C. The girl's 12.
5. A. Lily is ten. Wang Gao is eleven.
B. Wang Gao is ten. Lily is eleven.
C. Lily and Wang Gao are ten.

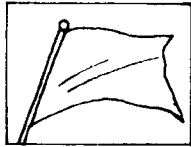
V.  **Listen and**  **write** (听录音, 并写出你所听到的问句的正确答案).

1. _____ 2. _____
3. _____ 4. _____
5. _____ 6. _____
7. _____ 8. _____
9. _____ 10. _____


VI. 1.  **Look**,  **listen and**  **say** (看、听、说).



friend




flag



bus




dog




badminton





doll



door




desk

2.  **Listen and**  **number** (听录音, 根据你所听到的物品单词按顺序给它们标号).




()



()




()



()




()




()



()



()

VI.  Let's sing (唱一唱).

BINGO



1. There was a farm-er had a dog and Bin-go was his
name-o. B-I-N-G-O, B-I-N-G-O,
B-I-N-G-O, and Bin-go was his name-o.

