


适用2001年
《剑桥少儿英语》新教材

张滢婕 编
黄庐进 陈雪翎 主审



英语

起步奔剑桥

(第一级上册)

华东理工大学出版社

由国家教育部考试中心中英教育测量学术交流中心引进的剑桥少儿英语系统(YLE),为我国的少年儿童拉开了英语“第二课堂”学习的帷幕。该项目于1996年夏引进中国,上海市教育考试院现作为剑桥少儿英语系统考试的承办机构,对本市各办学点进行认证,负责对任课教师及口试考官进行培训考核及办理和管理学生的考试工作,并聘请专家组对剑桥少儿英语系统培训、考试的具体实施进行指导。目前上海市已有5万多名儿童在学,并参加了各等级的考试。

剑桥少儿英语系统分为 starters、movers、flyers 三级,喻示着孩子们从刚刚起步(starters)到渐渐前进(movers)直至最终起飞(flyers)来掌握和使用英语,我们简称为第一、二、三级 YLE。一级要求掌握近 400 个词汇;二级要求掌握近 600 个词汇;三级要求掌握近 1 000 个词汇。经过几年来的实践和摸索,上海市少儿英语的听说能力大大提高,得到 13~15 块盾牌的学生也大有人在,并且已经出现幼儿园儿童开始选择学习 YLE 的势头。为此,2000 年国家教育部考试中心中英教育测量学术交流中心增加了剑桥少儿英语预备级,以利于 5~7 岁的儿童开始学习英语。

由国家教育部考试中心中英教育测量学术交流中心和英国剑桥大学考试委员会联合签发的证书是一种写实性证书。检验孩子各项英语语言技能掌握的程度,主要看他得了多少个实心盾牌(共 15 块盾牌)。孩子们应循序渐进,一步一个脚印地上台阶、奔剑桥。

上海市自 1997 年引进该项目以来,一些从事剑桥少儿英语教学的教师们经过细心钻研,积累了不少宝贵的经验。为了弥补学生们课时相隔时间太长,回家后又没有合适的“温故知新”的辅导书,《英语步步奔剑桥》编写组的教师们精心设计和编写了这套学习丛书。

该套丛书共分十册,有三个级别。每一级包括上、下两册和一本专门训练考级能力的测试书和一本考级必备词汇。它将相对枯燥的词汇、语法巧妙地融会于每个练习之中;将趣味性强和易于理解、操作的游戏跃然纸上;将视(图片)、听(磁带)、做(剪贴、涂色)、乐(游戏等)集于一体。能充分刺激学生们的感官,增加孩子们学习英语的趣味性和积极性。

这套学习丛书已经再版,它的精彩之处就是它不仅能帮助学生温故知新,而且还能帮助学生缩短学习和考试之间的跨度。是广大在读各类少儿英语的学生,尤其是学习《剑桥少儿英语》的学生及家长的不可缺少的辅导书。

祝愿每一个学生都能多得实心盾牌,争取更好的成绩。

前言

语言是人类思想交流的工具。英语对于我们这个正向世界开放的国家,其重要性已不言而喻。就个人而言,掌握了英语,就像是拿到了持续自我发展的“金钥匙”。有关心理学家研究发现:6~12岁这个年龄段是孩子学外语的最佳年龄。因为这个年龄的孩子记忆力好、模仿能力强,学外语能达到事半功倍的效果。抓住孩子学英语的最好时机,现已成为许多家长和老师的共识。

考虑到英语学习的规律及少儿学外语的年龄特征,本书以剑桥少儿英语培训教材为背景,尝试进行素质教育,让学生“重在参与”,激发少儿的英语学习兴趣,使学生具备扎实的学习基础。本书分为两大部分,第一部分是每个 Unit 对照剑桥少儿英语每个 Unit 内容所进行的复习训练,突出每课的重点、难点。第二部分是答案。本书还配有录音磁带供听力训练。

本辅导书语言生动,句型丰富,图文并茂,可让学生手脑并用,听音、添画、猜谜,寓教于乐。让孩子们轻松、愉快地学习英语,能给孩子们增加学英语的乐趣。

本书也可作为在读“牛津英语”、“学步英语”、“三 L 英语”、“小博士英语”及各类少儿英语在读学生的理想家庭辅导教材。

Part 1: Unit Exercises 7

- Unit 1 WHAT'S YOUR NAME? 7
Unit 2 WHAT'S THIS? 5
Unit 3 WHAT COLOUR DO YOU LIKE? 8
Unit 4 HOW MANY DUCKS ARE THERE? 17

EXERCISE 1 15

- Unit 5 HAVE YOU GOT ANY FISH? 18
Unit 6 HAS HE GOT A TEDDY BEAR? 20
Unit 7 OUR FAMILY 23
Unit 8 WHO IS THE WINNER? 27
Unit 9 WHAT'S YOUR FAVOURITE
FRUIT? 31
Unit 10 DO YOU WANT AN ORANGE OR
A PEAR? 33
Unit 11 LOOK AT THIS TALL MAN. 37
Unit 12 WHOSE BIKE IS IT? 39

EXERCISE 2 41

- Unit 13 WHAT'S FOR BREAKFAST? 43
Unit 14 BY BUS OR BY BIKE? 45
Unit 15 WE LOVE ANIMALS. 48
Unit 16 WHAT DO YOU DO EVERYDAY? 51
Unit 17 ASSESSMENT 53

Unit 18 REVISION 57

Key to the Unit Exercises 61

Unit 1 What's your name? 61

Unit 2 What's this? 64

Unit 3 What colour do you like? 67

Unit 4 How many ducks are there? 70

Exercise 1 73

Unit 5 Have you got any fish? 76

Unit 6 Has he got a teddy bear? 78

Unit 7 Our family 81

Unit 8 Who is the winner? 84

Unit 9 What's your favourite fruit? 86

Unit 10 Do you want an orange or
a pear? 88

Unit 11 Look at this tall man. 93

Unit 12 Whose bike is it? 96

Exercise 2 99

Unit 13 What's for breakfast? 105

Unit 14 By bus or by bike? 107

Unit 15 We love animals. 111

Unit 16 What do you do everyday? 114

Unit 17 Assessment 118

Unit 18 Revision 121

Part 2: Assessment 126

Key to the Assessment 130


Part 1 Unit Exercises




WHAT'S YOUR NAME?

I Draw the pictures.


Draw six




Draw three




Draw two




Draw one




Draw seven



Draw four



Draw five



II Match.

I'm

You are

It's

She is

He's

We are

You're

I am

She's

It is

They're

He is

We're

They are

III Listen and write "a" or "e".

cat



Ted



jacket



m _ _ ngo




M _ _ g



b _ _ t



m _ _ t



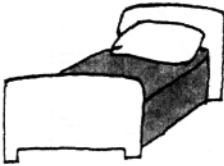
b _ _ g



t _ _ n



b _ _ d



h _ _ t



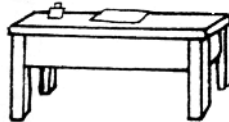
_ pple



f _ _ t



d _ _ sk



p _ _ n




IV Ask and answer.

What's your name? _____

How old are you? _____

V Introduce the children.



I'm...

He's...

She's...

They're...

It's...



I'm Bill.



She's _____.

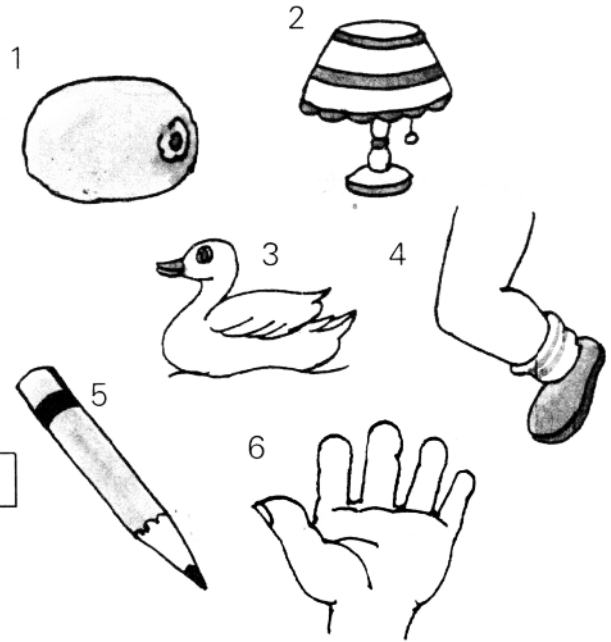
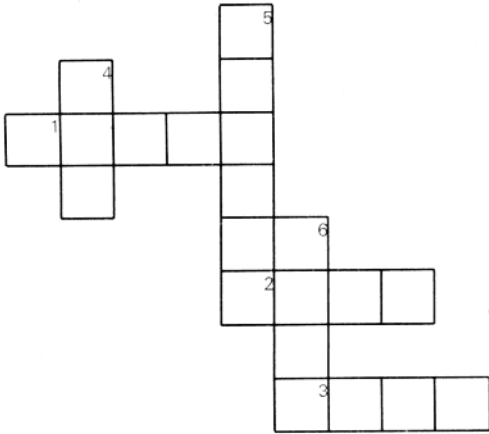


_____.




WHAT'S THIS?

I Do the crossword.




II Write.

“this” or “that”?



1. Boy: What's _____?

Girl: It's a _____.



2. Boy: What's _____?

Girl: It's a _____.



3. Boy: What's _____?

Girl: It's a _____.



4. Boy: What's _____?

Girl: It's a _____.



III Listen and circle.

1. s-h-o-e

s-l-o-t

s-h-o-t

2. t-h-o-s-e

s-h-o-e-s

t-h-e-s-e

3. p-a-n

b-e-n

p-e-n

4. c-o-l-a

c-o-a-t

c-o-s-t

5. g-o-a-t

f-a-t-e

g-a-t-e

6. h-e-a-r

h-e-r-e

h-a-r-e

7. l-o-n-g

l-o-a-n

l-a-n-e

8. r-a-n-g

r-u-n-g

s-u-n-g

9. w-h-i-t-e

w-r-i-t-e

w-h-o-s-e

10. d-r-i-v-e

d-i-r-g-e

d-r-o-w-n

IV Listen and circle.

1. fat

hat

many

mat

2. sad

sang

at

April

3. Sam

bat

Amy

fan

4. pen

seven

wet

hen

5. hello


vet

ten

net

- | | | | |
|--------|------|------|-----|
| 6. she | bed | desk | egg |
| 7. us | cute | fun | nut |
| 8. old | fox | wolf | not |
| 9. his | hi | fish | it |

V Connect the dots from "a" to "z"



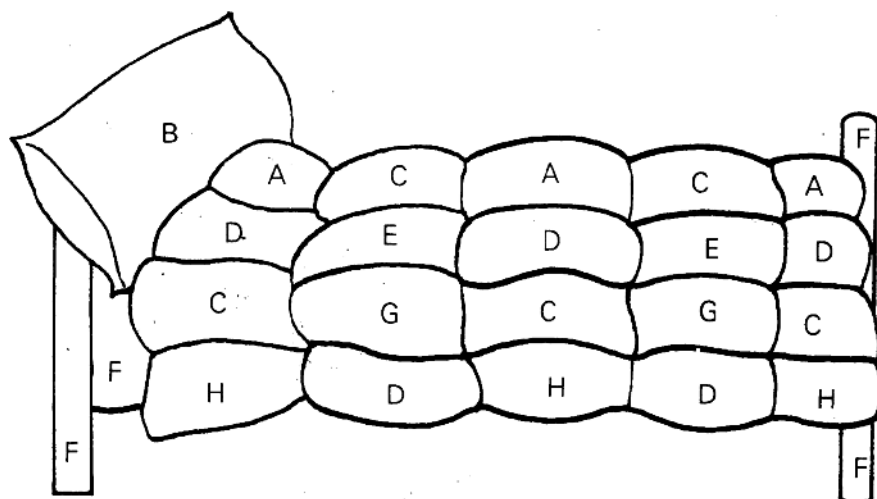
What is it?

It's a _____.



WHAT COLOUR DO YOU LIKE?

I Colour.



A = red

B = blue

C = yellow

D = orange

E = purple

F = brown

G = green

H = pink

II Fill in the form.

What colour do you like best?

name	red	yellow	green	blue	orange	pink	purple
I							

III Think and write.

What colour are they?

The



are _____.

The



is _____.

The




is _____.

The



is _____.

The



is _____.

The



is _____.

The



is _____.

The




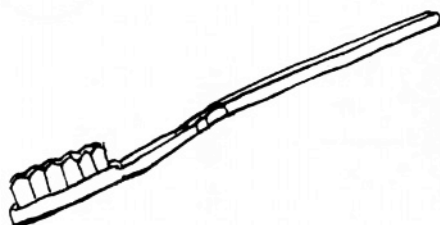


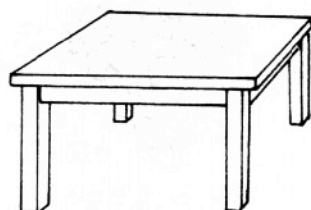
is _____.

My



is _____.

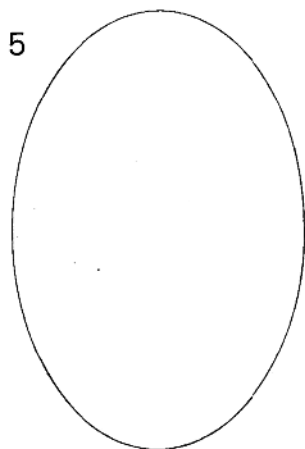
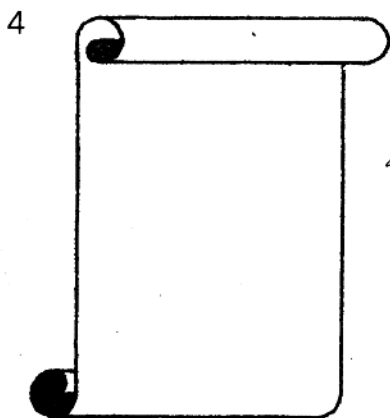

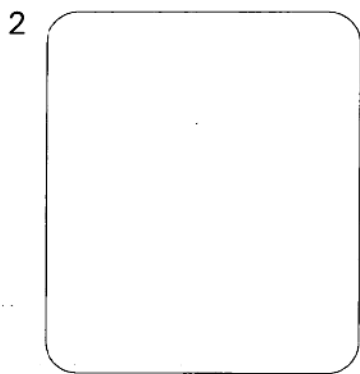

IV Listen and colour.



HOW MANY DUCKS ARE THERE?



I Listen and draw.



II Read and answer.

How many pencils are there in your pencil box? There are _____.

How many books are there in your bag? There _____.

How many chairs are there in your room? _____.

How many English letters are there in all? _____.

III Count these things.

How many are there?

