


● 家庭辅导丛书

刘 玮 亚 琳 编  
黄 庐 进 陈 雪 翎 主 审



( 第二级上册 )



华东理工大学出版社



• 家庭辅导丛书

# 英语步步奔剑桥

(第二级 上册)

刘 玮 亚 琳 编著

黄庐进 陈雪翎 主审

华东理工大学出版社

## 内 容 提 要

本书根据少儿英语的教学需要及儿童的认知特点,以两课一练的形式为就读剑桥少儿英语的学生提供了课后巩固和提高的途径。每单元围绕两篇课文中出现的生词、句型,突出“学习重点”、“词汇要点”及“交际要点”,重视少年儿童的听、说、读、写全面能力的培养。本书内容充实、难易适度、图文并茂、形式多样,使少年儿童在轻松、愉快的气氛中学英语,提高学习效率。

本书也可作为就读牛津英语、学步英语、三L英语和小博士英语学生的理想家庭辅导教材。

### 图书在版编目(CIP)数据

英语步步奔剑桥.第二级.上册/刘玮 亚琳 编

-上海:华东理工大学出版社,1999.12

(家庭辅导丛书)

ISBN 7-5628-0965-8

I. 英… II. 刘… III. 少年儿童-英语-教学参考资料 IV. H31

中国版本图书馆 CIP 数据核字(2000)第 15974 号

### ·家庭辅导丛书

英语步步奔剑桥

(第二级 上册)

刘 玮 亚 琳 编

黄庐进 陈雪翎 主审

华东理工大学出版社出版发行

上海市梅陇路 130 号

邮政编码 200237

电话 021-64250306

新华书店上海发行所发行经销

江苏昆山亭林印刷总厂印刷

开本 787 × 1092 1/16 印张 5 字数 145 千字

1999 年 12 月第 1 版 2000 年 7 月 第 1 次印刷

印数 1-7000 册

ISBN 7-5628-0965-8/H·162 定价:18.00 元

(配录音磁带两盒共 14.00 元)



## 序

由国家教育部考试中心中英教育测量学术交流中心引进的剑桥少儿英语系统，为我国的少年儿童拉开了英语“第二课堂”学习的帷幕。该项目自1996年夏引进以来，目前全国已有20多万儿童在学，并参加了各等级的考试。全国大部分省份及直辖市都已建立了剑桥少儿英语系统考试的承办机构，对本省、市各办学点进行认证，负责对任课教师及口试考官进行培训考核及办理和管理学生的考试工作，并聘请专家组对剑桥少儿英语系统培训、考试的具体实施进行指导。

剑桥少儿英语系统分为starters、movers、flyers三级，喻示着孩子们从刚刚起步(starters)到渐渐前进(movers)直至最终起飞(flyers)来掌握和使用英语，我们简称为第一、二、三级。这三级考试，从国际范围来讲，其词汇掌握程度的要求分别为(欧洲标准)：一级要求掌握近400个词汇；二级要求掌握近600个词汇；三级要求掌握近1000个词汇。由于中国英语教学的语言环境和教学条件与国外很多国家、尤其是双语国家相差甚远，一年多来的教学经验证明，剑桥所制定的上述欧洲标准对中国的学生来说还有一定的难度；一个即将小学毕业的五年级学生要考过剑桥少儿英语二级并取得一个好成绩是要下一番功夫的。尤其是各级考试中要求的听说能力，我们的孩子还相距甚远。大部分孩子在12岁时很难达到三级水平。所以，我们不必过分强调只有6~12岁这个年龄段的孩子才适合学习这套教材。已经进入初中学习的少年可直接参加第二级下册和第三级上册的学习。

由国家教育部考试中心中英教育测量学术交流中心和英国剑桥大学考试委员会联合签发的证书是一种写实性证书。检验孩子各项英语语言技能掌握的程度，主要看他得了多少个实心盾牌(共15块盾牌)。孩子们应循序渐进，一步一个脚印地上台阶、奔剑桥。

上海市自1997年引进该项目以来，一些从事剑桥少儿英语教学的教师们经过细心钻研，积累了不少宝贵的经验。为了弥补学生们课时相隔时间太长，回家后又没有合适的“温故知新”的辅导书，《英语步步奔剑桥》编写组的教师们精心设计和编写了这套学习丛书。

该套丛书共分十册，有三个级别。每一级包括上、下两册和一本专门训练考级能力的测试书和一本考级必备词汇。它将相对枯燥的词汇、语法巧妙地融会于每个练习之中；将趣味性强和易于理解、操作的游戏跃然纸上；将视(图片)、听(磁带)、做(剪贴、涂色)、乐(游戏等)集于一体。能充分刺激学生们的感官，增加孩子们学习英语的趣味性和积极性。

我在阅读了这套学习丛书后感受颇深，觉得这套书的精彩之处就是它不仅能帮助学生温故知新，而且还能帮助学生缩短学习和考试之间的跨度。是广大在读各类少儿英语的学生，尤其是学习《剑桥少儿英语》的学生及家长的不可缺少的辅导书。

祝愿每一个学生都能多得实心盾牌，争取更好的成绩。

黄庐进

## 前言

我们已迈入21世纪。21世纪是竞争的世纪，而竞争首先是人才的竞争。随着我国改革开放的深入发展，学习英语的重要性和必要性已被越来越多的人所熟知。英语已成为新世纪的“通行证”。

有关心理学家研究发现：6~12岁这个年龄是孩子学外语的最佳年龄。从小学习外语非常必要，因为这个年龄段的孩子记忆力好、模仿能力强，学外语能达到事半功倍的效果。针对英语学习的规律和少儿学英语的年龄特征，本书以剑桥少儿英语培训教材为背景，尝试素质教育。让学生“重在参与”，教师“重在鼓励”，从而激发少儿的学习兴趣，全面提高学生的听、说、读、写综合能力，这就是本丛书编写的指导思想。通过配套训练，使学生轻松跨越“剑桥二级”的等级考试，这是本书编写的又一目的。

全书分为两部分，第一部分每个unit是对照剑桥少儿英语两篇课文的复习训练（即“两课一练”）及答案；第二部分是词汇表。本书还配有听力磁带供听力训练。值得一提的是，本录音磁带以英国语音为标准与考级听力要求完全衔接。使用本书将有助于读者系统地巩固所学知识，熟悉考级要求，帮助少年儿童更好地掌握英语。作为家庭辅导丛书之一，本书还能为孩子营造家庭英语学习气氛，重现课堂教学情景，家长也可以从孩子的各种练习中了解他们的学习水平和学习状况。

本书内容丰富、语言生动、形式多样、图文并茂。可让学生手脑并用，进行猜谜、绕口令、绘画、游戏等活动。加上配音磁带，更能培养孩子学英语的兴趣。

除此之外，本书也是在读“牛津英语”、“学步英语”、“三L英语”和“小博士英语”学生的理想家庭辅导教材。

上海市剑桥少儿英语项目组专家对该丛书进行了审阅，并提出了宝贵的意见。张滢婕老师在该书的编写过程中，也给予了很大的帮助，在此一并表示衷心的感谢。但由于时间仓促，本书不足之处在所难免，恳请读者给予指正。

# CONTENT

## 目录

### Part 1: Unit Exercises

	1
Unit 1 Friends and Classes	1
Unit 2 What do you do at school?	3
Unit 3 Class and Time	5
Unit 4 Colours and Numbers	7
Unit 5 Places and Friends	9
Unit 6 What are you going to do ?	11
Unit 7 What do you see in the moon?	13
Unit 8 What are you going to be ?	15
Unit 9 When is your birthday?	17
Unit 10 Where is your country?	19
Unit 11 Dress and Weather	21
Unit 12 What does Ted want to eat ?	23
Unit 13 Food All Over the World	25
Unit 14 "Like " and "Dislike"	27
Unit 15 Hobbies	29
Unit 16 TV Programmes and Sports	31
Unit 17 Let's go to the zoo.	33
Unit 18 Talking About Animals	35
Unit 19 Strange Animals	37

# CONTENT

39


## Key to the Unit Exercises

- Unit 1 *Friends and Classes* 39
- Unit 2 *What do you do at school?* 41
- Unit 3 *Class and Time* 43
- Unit 4 *Colours and Numbers* 44
- Unit 5 *Places and Friends* 46
- Unit 6 *What are you going to do ?* 48
- Unit 7 *What do you see in the moon?* 49
- Unit 8 *What are you going to be ?* 51
- Unit 9 *When is your birthday?* 53
- Unit 10 *Where is your country?* 55
- Unit 11 *Dress and Weather* 57
- Unit 12 *What does Ted want to eat ?* 59
- Unit 13 *Food All Over the World* 61
- Unit 14 *"Like " and "Dislike"* 63
- Unit 15 *Hobbies* 64
- Unit 16 *TV Programmes and Sports* 66
- Unit 17 *Let's go to the zoo.* 68
- Unit 18 *Talking About Animals* 71
- Unit 19 *Strange Animals* 72

## Part 2: Vocabulary

74





# Part 1: Unit Exercises

## Friends and Classes

### I Read and match.

Hi! Boys and girls! Have you ever been to the following cities: Qingdao, Suzhou, Kunming, etc ? You know, each city has its own special features. Please match the special features with these cities.

A



the city of ice



the city of flowers



the city of sea



the city of rivers

the city of spring

the city of water



B

Qingdao

Suzhou

Kunming

Guangzhou




Harbin

Kaifeng



### II Listen and number the pictures.

Now, let's do the exercises about "command". Look at the pictures first, then number the pictures according to the following commands.





### III Listen and fill in the blanks.

Do you have classes today? Which subject is your favourite subject? Now, please listen to the dialogue between Susan and Mary. Then fill in the blanks with the missing information.

Subject	Teacher	Time	Like( ✓ )Dislike( × )
		8:00-8:40	
Art			
			✓
	Mr. Smith		

### IV Listen and complete the following dialogue.

Now, let's do the last exercise. Get the messages from the dialogue and fill in the missing words.

A: Is your friend a boy \_\_\_\_\_ a girl?

B: He is a boy.

A: What's your \_\_\_\_\_ name, Bill?

B: His name is Mark.

A: What's his last name?


B: His last name is \_\_\_\_\_ .

A: How do you \_\_\_\_\_ his last name ?

B: S-M-I-T-H .

A: How old is he ?

B: He is \_\_\_\_\_ .

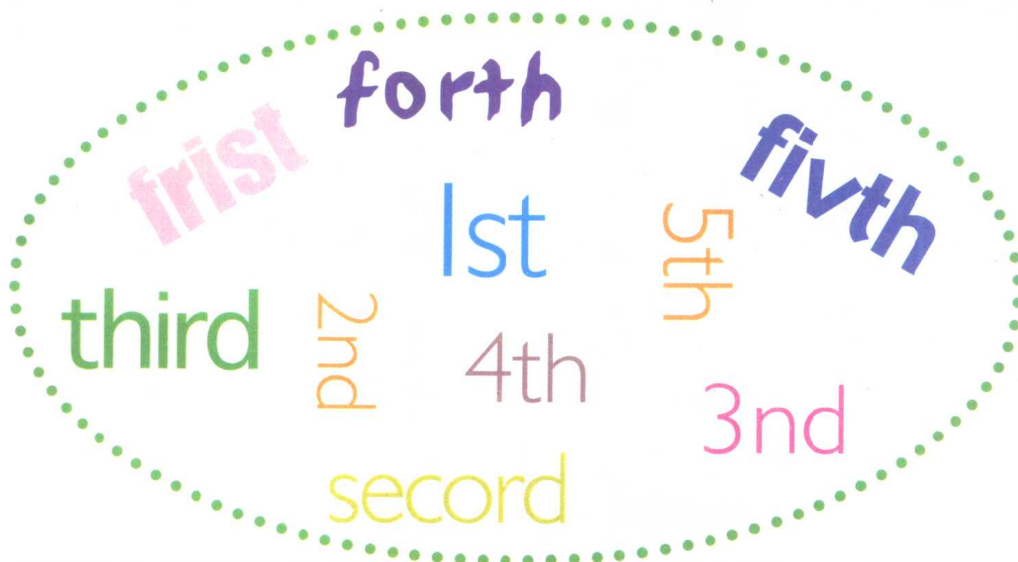


# What do you do at school?



## I Read and correct.

Hello, children! How are you today? We are going to do the exercise about "ordinal number" first. There are five wrong words among those ten words in the circle. Please pick them out, then write down the correct words.



1. \_\_\_\_\_ → \_\_\_\_\_
2. \_\_\_\_\_ → \_\_\_\_\_
3. \_\_\_\_\_ → \_\_\_\_\_
4. \_\_\_\_\_ → \_\_\_\_\_
5. \_\_\_\_\_ → \_\_\_\_\_

## II Read and match.


Please match the month in column A with the festivals in column B.



September  
July  
February  
December  
March  
June  
October  
May



Chinese New Year  
Christmas  
Women's Day  
Youth's Day  
Our National Day  
Our Teachers' Day  
Independence Day (USA)  
Children's Day





### III Read and write.

Let's read the words about "action" in the swirl. We know that when we are having a class, we will do some of those actions. Please write down the words according to different subjects.



Art \_\_\_\_\_

P.E. \_\_\_\_\_

English \_\_\_\_\_

Music \_\_\_\_\_

### IV Listen and fill in the blanks.

Now, let's move to Exercise Four. Listen to the following dialogue. and put in the missing words.

A: What's the \_\_\_\_\_ today?

B: Today is \_\_\_\_\_ the thirtieth, \_\_\_\_\_.

A: What \_\_\_\_\_ is today?

B: It's \_\_\_\_\_.

A: It's your birthday, isn't it?

B: No, my birthday is the thirtieth of \_\_\_\_\_.

A: When were you born?

B: I was born in \_\_\_\_\_.

A: So you're \_\_\_\_\_ years old this year.

B: That's right.



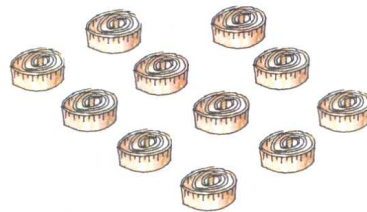



# Class and Time



## I Look and fill in the blanks.


Glad to meet you again! There are so many kinds of stationery here. Do you always use them?  
Please look at those pictures and fill in the blanks.



Object	Quantity	Colour	Shape

## II Look and answer.

OK, let's move to the next exercise. Look at this picture. It's Ted's bedroom. How clean it is!  
Now, please look at this picture first, then answer the following questions with these prepositions, such as *in*, *on*, *under*, etc.



1. Where is the kite?

\_\_\_\_\_

2. Where is the ball?

\_\_\_\_\_

3. Where are the flowers?


\_\_\_\_\_

4. Where is the cat?

\_\_\_\_\_

### III Listen and correct.

Look! In the circle, there are eight clocks. Please read the time of each clock. Listen to the tape, then find out three mistakes among them. Can you pick them out and correct them?



### IV Listen and fill in the blanks.

Well done, children! Next, let's listen to the following dialogue carefully and put in the missing words.

A: How many \_\_\_\_ lessons are there in a week?

B: Six, there are only two \_\_\_\_ lessons. What a pity!

A: Are you free in the afternoon?

B: No. We usually have lessons in the afternoon, \_\_\_\_, such as PE. or Art.

A: What lessons will you have tomorrow?

B: Oh. The first lesson is \_\_\_\_, then \_\_\_\_, PE. and Art. After lunch break, we will have. \_\_\_\_ and Music.

A: When do you finish school?

B: At about \_\_\_\_.

A: Then, can you play tennis with me?

B: No, I'm sorry. I'll have to do my \_\_\_\_ first.











# Colours and Numbers




## I Look and circle.

Hi! Boys and girls. Look at these eight pictures first. Do you know how to describe these objects? Yes, we can use some adjectives. For example, you are young /clever/ pretty, aren't you? Now, let's do the exercise about adjectives. Please choose the correct words according to the pictures below and circle them.

1. 	hot / cold	5. 	old / young
2. 	ugly / beautiful	6. 	soft / hard
3. 	sad / happy	7. 	sweet / sour
4. 	short / long	8. 	big / small

## II Look, listen and colour.


Good! Let's do the second exercise. Please look at this picture. What a beautiful place it is! Where is it? Oh, it's a park. Please listen to the passage, then colour the picture according to what you have heard.





III Count and write.

OK, you've done quite a good job! There are so many different shapes in this exercise. Please count these shapes and write down the numbers.



	7
triangles	
	10
	5
	6
stars	

IV Listen and judge( 😊 / 😞 ).

In this exercise, you will listen to some calculation. Now, listen carefully and judge the results. If it is right, make the face smile. If it is wrong, make the face cry and correct it.

1. 😊 \_\_\_\_\_
2. 😊 \_\_\_\_\_
3. 😊 \_\_\_\_\_
4. 😊 \_\_\_\_\_
5. 😊 \_\_\_\_\_

# Places and Friends



## I Look and unscramble the words.

Hello! Children! How are you today? We are going to review some adjectives. These adjectives are always used to describe persons. Please rearrange the letters to form correct words according to the pictures.

1. **sontrg**

强壮的

2. **tsram**

机敏的, 灵活的

3. **ynufn**

可笑的

4. **dink**

亲切的, 好心的

5. **pyhap**

高兴的



## II Look, listen and number.

Please look at these four pictures below. Listen to the following sentences carefully, then number the picture.



( )



( )



( )




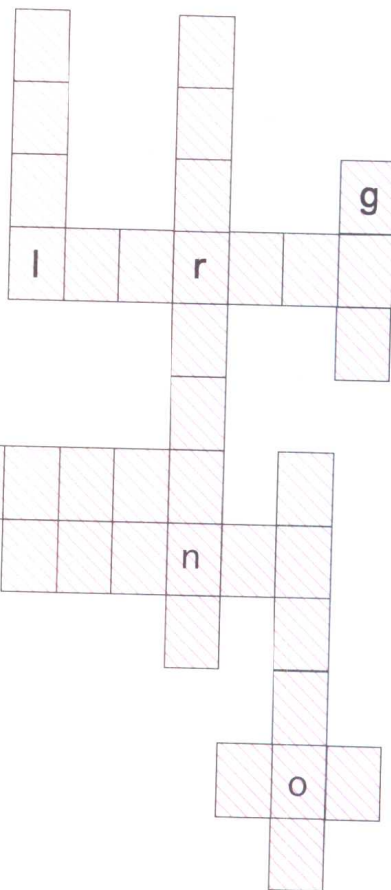





( )



### III Puzzle.

Well done! In this part, you can see eight pictures. The pictures are all about "place". I think you have been to most of those places. Please write down the words according to those pictures.



### IV Listen and fill in the blanks.

Do you have a best friend? What's his/her name? What are his/her hobbies? Now, listen to the following passage. It is about Ted's best friend, Peter. Listen carefully and put in the missing words.



My best friend's name is \_\_\_\_\_.  
He comes from Australia. He can speak  
three languages, \_\_\_\_\_, French  
and \_\_\_\_\_. He likes school and he  
likes \_\_\_\_\_. He loves to play \_\_\_\_\_  
and \_\_\_\_\_. He likes and \_\_\_\_\_,  
too.

