


Intro *Impact*

入门级

# 大赢家

## 青年英语口语

青年人自己的英语书



吉林出版集团有限责任公司 外语教育出版社

Foreign Language Education Books, Jilin Publishing Group



Intro *Impact*

入门级



# 大赢家

## 青年英语口语

壹可亿教育中心组编

主 编：杨 枫

Rod Ellis

Fujiko Sano



吉林出版集团有限责任公司 外语教育出版社

Foreign Language Education Books, Jilin Publishing Group

# 一本书一个世界

## 图书在版编目(CIP)数据

大赢家青年英语口语. 入门级 / 杨枫主编. —长春: 吉林出版集团有限责任公司, 2009. 3  
ISBN 978-7-5463-0167-9

I. 大… II. 杨… III. 英语—口语—自学参考资料 IV. H319.9

中国版本图书馆 CIP 数据核字(2008)第 212989 号

吉·版权合同登记图字 07-2005-1505

All rights reserved. No part of this book may be reproduced or transmitted in any form or by any means, electronic or mechanical, including photocopying, recording or by any information storage retrieval system, without permission from Pearson Education Inc.

English Adaptation edition published by Pearson Education Asia Ltd. and Jilin Publishing Group

Copyright © 2006

本书封面贴有由 Pearson Education Inc. 提供的防伪标签

无标签者为盗版。本书仅限于中华人民共和国境内销售。

网 址: [www.360hours.com](http://www.360hours.com)

邮 箱: [expreskey@yahoo.cn](mailto:expreskey@yahoo.cn)

发行电话: 0431-86012826(FAX)

0431-86012675 / 86012812

## 大赢家青年英语口语(入门级)

主 编: 杨 枫

责任编辑: 于 鑫

封面设计: 李立嗣

出 版: 吉林出版集团有限责任公司  
(长春市人民大街 4646 号 130021)

开 本: 889×1194 1/16

发 行: 吉林出版集团外语教育有限公司  
(长春市泰来街 1825 号 130011)

印 张: 6

字 数: 185 千字

印 装: 长春市金源印刷有限公司

书 号: ISBN 978-7-5463-0167-9

定 价: 32.00 元(含 1MP3)

版 次: 2009 年 4 月第 1 版  
2009 年 4 月第 1 次印刷

如有印刷、装订质量问题请与印厂调换。

# 前言

《大赢家青年英语口语》(入门级)专门为青年和成人提高英语口语交际技能设计编写。使学生通过听说活动提高学生的口语流利水平;鼓励学生用英语快速表达个人的观点;帮助学生锻炼严谨的英语思维能力。

## 本书特色

《大赢家青年英语口语》(入门级)突破了国内一些英语口语教材的樊篱,具有独特高效的学习原则和特色。

### 1. 英语学习以时尚、生活的思想、观点为基本话题

每单元的内容都以世界青年喜闻乐见的生活和工作为主题,能够激发他们以自己的方式和语言来谈论他们身边感兴趣的人和事,学以致用,生动活泼。

### 2. 英语学习以积极、自然的表达、交际为基本任务

每单元的任务都以自然交际为鲜明目的,不是单纯的语言练习。通过课堂上完成学习任务,学生自然习得英语的交际能力,而不是简单地练习语法、词汇、语音。

### 3. 英语学习以提高表达的准确性和流畅性为最高要求

每单元每个练习都设计了包括计划表达所要求的时间、范例、准确和流畅的标准及范式。

### 4. 课堂交流可以通过分组的方式来完成

每部分内容在课堂上通过分组形式完成,以便最大程度上进行口语交流。坚持每课进行分组可以保持学习的积极性。在英语课堂上学生通过交流来进行英语学习。

### 5. 词汇学习是获得听说能力的钥匙

词汇是交流的基础,所以,与语法相比,本书更强调词汇的学习和使用。每单元学生会掌握 10-20 个目标词,有利于学生理解会话和谈论不同的主题。

### 6. 通过语言功能更容易学习交际

交际练习的基础是语言的功能而不是语法结构。通过学习每单元中的一个重点语言功能,学生形成了交际行为的基础资源库(而不只是要说的东西)。

### 7. 交际模式需要建立在真实的语言基础上。

真实语言模式取材于年轻人的说话方式。真实口语的语言输入为学生提供了英语交际自然、实际的途径。

## 8. 个性表达是英语学习的最高目标

每个单元都为学生提供了表达自己思想、观点和经验的机会。从语言表达的正确性转移到自我表达的流畅性,对于每个学生来说都是弥足珍贵和震撼心灵的。很多学生只学会了学术主题英语,而不是把英语作为分享思想的载体。

## 9. 英语学习要重视跨文化意识的培养

语言的深层是文化。学习英语包括让学生了解英语世界的思想、文化和交际模式。本书安排了许多比较美国文化与学生母语文化生活观、价值观异同的活动。学生不是在没有文化环境下学习苍白的语言,学生将会接触、体验、分享、思考丰富的异域文化内容。

## 10. 语言个性化的前提是学习者形成思辨意识

语言流畅不仅涉及语言表达形式和功能,它更需要思辨意识的培养和提高。很多语言学习者把英语的学习看成是鹦鹉学舌式的学习单词、结构和表达法,所以他们从未把英语看作是自己的语言。批判式的思考,是语言学习的一部分,有助于形成个性化的语言。本书每个单元都提供了一些培养思辨意识的任务。

《大赢家青年英语口语》(入门级)将上述的 10 个原则融入到每个单元,目的在于把课堂内的学习变为主动、有趣、有效。

《大赢家青年英语口语》(入门级)以 4 个年轻人——**Monica, Brad, Charlie** 和 **Emi** 和他们的朋友的生活为基础,学习的活动是以这些人物的发展为基础。

### 本书框架

#### **W**arm up

这是以单元主题为基础的口语活动,学生以组对的形式完成热身活动。

#### **V**ocabulary

本栏目旨在呈现 3 段加强和激活主题表达词汇的练习。学生可以独自和重组成对完成任务。

#### **C**onversation

本栏目提供一段幽默的示范对话和指导性听力练习,帮助学生按示范模式表达自己生活和感情。

#### **L**istening

本栏目为两个主人公之间的短对话(大概 45 秒钟)。学生听磁带或 CD 后完成练习,侧重对整体意义和对话中的关键句子及结论的理解。

## **C**ommunicate

本栏目提供对子信息差交流活动。每组中一个学生只看 **A** 页,而另一个学生只看 **B** 页(在后面)。然后学生在一起交换信息和答案。

通过信息差的交换,学生两人一组来就自己的情况互相交流。学生通过“表白自我”的步骤有机会进行真实的交流。

## **W**hat do you think ?

本栏目是一个短小的阅读,供小组讨论。阅读的目的是向学生提出一个问题或一个观点,让学生就此进行思考并做出回答。

### 课时安排

全书共 12 个单元,每单元大概需要 90 或 100 分钟,即 2 课时,适合培训学校短训口语使用。

**Warm up** 10 分钟

**Vocabulary** 20 分钟

**Conversation** 20 分钟

**Listening** 15 分钟

**Communicate** 25 分钟

**What do you think?** 10 分钟

壹可亿教育中心编委会

**Unit 1**

page 9

**Unit 2**

page 15

**Unit 3**

page 21

**Theme Warm Up****MY FAMILY**  
Saying who is in your family**MY FRIENDS**  
Talking about nicknames**MY PASTIMES**  
Saying how you spend your time**Vocabulary**

Describing the people in your family

Describing your friends

Naming free time activities

**Conversation**

Asking about someone's family

Introducing yourself

Refusing an invitation

**Listening**

"Your dad's so strict!"

"So we do know each other!"

"Are you doing anything on Saturday?"

**Communicate**

"My parents won't let me..."

"I really like... because..."

"Last weekend I..."

**What Do You Think?**

Kristi's problem

Changing names: Elton John

A perfect evening

**Unit 7**

page 45

**Unit 8**

page 51

**Unit 9**

page 57

**Theme Warm Up****WORLD FOODS**  
Naming the dishes you like to order**NEW PRODUCTS**  
Naming some everyday products**FAMOUS PEOPLE**  
Naming some famous people**Vocabulary**

Naming different kinds of food

Naming electronic products

Naming and classifying occupations

**Conversation**

Asking about different dishes

Making a guess

Clarifying what you mean

**Listening**

"I just wanted a hamburger and fries."

"Guess what it is!"

"I collect teddy bears."

**Communicate**

"What's your favorite restaurant?"

"Why does he want a...?"

"What's his secret?"

**What Do You Think?**

A nice evening

Useful products

The key to success: Steve Jobs

## Unit 4

page 27

### MY HOME

Talking about household jobs

Naming some household jobs

Asking about the jobs someone does

"I'll give you a hand."

"Which jobs are easy / hard?"

Sharing the housework

## Unit 5

page 33

### CURRENT STYLES

Naming the clothes you would wear to a party

Naming accessories

Complimenting someone on his or her clothes

"I'd like my money back."

"What did you get for Christmas?"

Personal styles

## Unit 6

page 39

### MODERN SOUNDS

Talking about singers or groups you like

Naming and describing types of music

Stating a preference

"Could I borrow your new CD?"

"What do you think of...?"

Band Geek

## Unit 10

page 63

### FUTURE HOPES

Rating jobs

Naming different jobs

Asking someone what he or she wants to be

"I'd like a job where I can travel."

"How important is it for you...?"

Sun-Jin's dream

## Unit 11

page 69

### PERFECT PARTNER

Describing your dream partner

Narrating a love story

Asking about someone's personal life

"Maybe we should break up."

"What is your dream partner life?"

Jennifer's problem

## Unit 12

page 75

### SMALL WORLD

Naming some famous places

Describing tourist spots

Expressing where you'd like to go

"I'd love to take a trip somewhere!"

"Where do you want to go?"

Monica's letter

## Meet the characters



Monica



BRAD



Charlie




Emi

# 1

# MY FAMILY



Stephanie



Rachel



Adam

## Warm Up

Describe the three families.

Stephanie lives with \_\_\_\_\_

\_\_\_\_\_

Rachel lives with \_\_\_\_\_

\_\_\_\_\_

Adam lives with \_\_\_\_\_

\_\_\_\_\_

mom

husband

dad

son

younger brother

wife

older brother

daughter

younger sister

older sister

Who's in your family?

I live with \_\_\_\_\_

\_\_\_\_\_

Tell a partner.



# Vocabulary *Describing the people in your family*

1

## Matching

Match the words and the pictures.

### Word Box

#### Personality

fun  
weird  
great  
OK  
smart  
mean  
a pain  
tough



2

## Practice

Which word means the same thing? Draw lines.

clever   unusual   interesting   fantastic   strong   all right   annoying   strict

mean   OK   smart   great   tough   fun   a pain   weird

3

## Talk about yourself



What are the people in your family like? Tell a partner.

My 

dad	sister	grandfather
mom	brother	grandmother

 is .....

# Conversation *Asking about someone's family*

1

## Get ready

Read the conversation.



2

## Listen

Complete the conversations.

1. A: Do you have any brothers and sisters?  
B: Yes, I have a .....  
A: What's ..... like?  
B: .....

2. A: Do you have any brothers and sisters?  
B: Yes, I have a .....  
A: What's ..... like?  
B: .....

3. A: Do you have any brothers and sisters?  
B: Yes, I have an .....  
A: What's ..... like?  
B: .....

4. A: Do you have any brothers and sisters?  
B: Yes, I have an .....  
A: What's ..... like?  
B: .....

3

## Talk about yourself

Now talk with a partner. Ask about your partner's family.



# Listening "Your dad's so strict!"

1

## Get ready

Guess. What are they talking about?



2

## Who's talking?

Listen to the tape or CD one time. Write their names.

.....

3

## What do they say?

Can you fill in the sentences? Then listen again and check.

1. I'll g..... her.
2. Are you OK for t..... night?
3. He says I'm too y..... to go to a disco.
4. He says I'm crazy even to a..... him.
5. Your dad's so s.....

4

## What's the problem?

Where is Monica going? .....

Is Emi going with her? .....

Why or why not? .....

## What do you think?

Do you think Emi's father is strict?







# Communicate "My parents won't let me ..."

1

## Ask your partner

What can Emi and Monica do?

Complete the table.

	Emi	Monica
 GO TO A DISCO	never	?
 STAY OVERNIGHT AT A FRIEND'S HOUSE	?	anytime
 GO TO A MOVIE AT NIGHT	sometimes	?
 PIERCE HER EARS	?	yes
 RIDE A MOTORCYCLE	never	?
 GO BOWLING WITH FRIENDS	?	anytime



### Find Out

Are Emi's parents strict?

- ☐ yes, very strict  
☐ a little strict  
☐ no, not very strict

Are Monica's parents strict?

- ☐ yes, very strict  
☐ a little strict  
☐ no, not very strict

2

## Talk about yourself



PLAN. What are some things you can't do?

My parents won't let me

.....

.....

.....

COMMUNICATE. Ask your partner the question. Write your partner's answers.

My partner's parents won't let my partner

.....

.....

.....

### Find Out

Are your partner's parents strict?

- ☐ yes ☐ no ☐ a little

# What Do You Think? *Kristi's problem*

## 1 Read and respond

What is Kristi's problem? Underline the sentences that tell you.



I'm basically happy. I like to smile and be nice to everyone. I love music. It's my life.

The problem is my father. He goes to work on Monday and comes home on Friday. I am happy when he is away, and it is OK for the first two hours he is back. Then everything I do is wrong. He comes into my room and tells me to turn off my music and study. I get really angry.

We used to do a lot together. Now we don't do anything.

I think I am beginning to hate him. What should I do about it?

## 2 Talk about it

1. I think Kristi should .....
2. I think Kristi's father should .....

### BONUS: Tell a partner.

My father (or mother) sometimes makes me angry when .....

# 2

## MY FRIENDS



A

B

### Warm Up

Choose a nickname for each person.

Surf Sunny Strings Jump

What do their nicknames mean?

Surf

Sunny

Strings

Jump

Choose a nickname for yourself.

Write it on a piece of paper.

Write the reason.

Give it to your teacher. Can anyone guess it?

Nickname	Reason
<i>neko (cat)</i>	<i>I like fish.</i>


C

D

# Vocabulary *Describing your friends*

## 1 Matching

Match the words and the pictures.



### Word Box

#### Types of People

kind  
easygoing  
sociable  
reliable  
adventurous

Eric Snow  
(Ric)

e. [ ]

## 2 Practice

Which word means the same thing? Write it.

My best friend is Kristi.  
She's very **kind**.

My best friend is Ric.  
He's **easygoing**.

My best friend is Sam.  
He's really **adventurous**.

My best friend is Sunny.  
She's very **sociable**.

My best friend is Lyn.  
She's **reliable**.

### Word Box

#### Types of People

relaxed  
honest  
outgoing  
generous  
wild

## 3 Talk about yourself



What's your best friend like? Tell a partner.

My best friend's name is ..... He (she) is .....