

CAMBRIDGE

# 剑桥国际英语 语音入门 **第2版** Tree or Three?

An **elementary**  
pronunciation course

Second edition



Ann Baker 编著



北京语言大学出版社  
BEIJING LANGUAGE AND CULTURE  
UNIVERSITY PRESS

**NEW**

# 剑桥国际英语 语音入门 **第2版** **Tree or Three?**

An elementary  
pronunciation course  
Second edition

Ann Baker 编著 姚虹 译

 北京语言大学出版社  
BEIJING LANGUAGE AND CULTURE  
UNIVERSITY PRESS

 CAMBRIDGE  
UNIVERSITY PRESS

图书在版编目 (CIP) 数据

剑桥国际英语语音入门 (第2版): Tree or Three/  
(英) 贝克编著. —北京: 北京语言大学出版社, 2009. 6  
ISBN 978-7-5619-2327-6

I. 剑… II. 贝… III. 英语—语音—教材 IV. H311

中国版本图书馆 CIP 数据核字 (2009) 第 085987 号  
北京市版权局著作权合同登记图字: 01-2009-2631 号

*Tree or Three? An elementary pronunciation course* [Second edition] [978-0-521-68527-6] by Ann Baker is first published by Cambridge University Press in 2006. All rights reserved.

This simplified Chinese edition for the People's Republic of China is published by arrangement with the Press Syndicate of the University of Cambridge, Cambridge, United Kingdom.

© Cambridge University Press & Beijing Language and Culture University Press 2009.

This book is in copyright. No reproduction of any part may take place without the written Permission of Cambridge University Press or Beijing Language and Culture University Press.

本书版权由剑桥大学出版社和北京语言大学出版社共同所有。本书任何部分之文字及图片, 如未获得出版者书面同意, 不得用任何方式抄袭、节录或翻印。

This edition is for sale in the People's Republic of China (excluding Hong Kong SAR, Macau SAR and Taiwan Province) only.

此版本仅限在中华人民共和国境内 (不包括香港、澳门特别行政区及台湾省) 销售。

---

书 名: 剑桥国际英语语音入门 (第2版): Tree or Three?  
责任印制: 陈 辉

---

出版发行: **北京语言大学出版社**

社 址: 北京市海淀区学院路 15 号 邮政编码: 100083

网 址: [www.blcup.com](http://www.blcup.com)

电 话: 发行部 82303648/3591/3651

编辑部 82303700

读者服务部 82303653/3908

网上订购电话 82303668

客户服务信箱 [service@blcup.net](mailto:service@blcup.net)

印 刷: 北京中科印刷有限公司

经 销: 全国新华书店

---

版 次: 2009 年 6 月第 1 版 2009 年 6 月第 1 次印刷

开 本: 880 毫米 × 1230 毫米 1/32 印张: 4.375

字 数: 196 千字

书 号: ISBN 978-7-5619-2327-6/H·09073

定 价: 19.80 元

---

凡有印装质量问题, 本社负责调换。电话: 82303590

## 出版说明

相信很多读者对《Tree or Three?》这本书并不陌生，它与《Ship or Sheep?》为同一系列，是由剑桥大学出版社出版的最为经典的英语语音教材。自1982年问世以来，该教材被很多非英语国家引进，在全世界累计销量15万册。如今《Tree or Three?》经过修订，以全新的面孔来到了中国。一本好书27年后才与中国读者见面，有点遗憾，但犹未为晚。

英语听说能力强，首先体现在发音的准确。发音不标准往往会影响交流。你可能有过这样令人沮丧的经历——一些很普通的单词，你说出来对方就是听不懂。原因很简单，就是因为你的发音不准确。《Tree or Three?》可以帮助你掌握标准的英语发音，并了解英语中相似发音之间的区别，从语音入手，听说一起提高。

《Tree or Three?》的最新版在坚持原有的特点的基础上，对原来的语料进行了更新和改编，使得教学内容更加丰富、重点突出、体现学术性；同时，采用了更加灵活的教学方法，可操作性强。此外，这不仅是一本不可多得的课堂用书，而且添加了很多网上自学内容，也同样适合学习者自学的需要。

本书的最新版具有如下特点：

### • 明确的读者对象及适用课型

本书适合大学英语专业一年级、非英语专业初级的英语学习者及初、高中英语学习者在英语语音或英语听说课堂使用，同时也是一本难得的自学用书；

### • 系统、科学的课堂练习

逼真的发音口型图，详细的发音指导，互动的语音、音节、连读、重读与弱读、句子重音、语调、句子节奏等语音练习，增加课堂上和自学时更多的听说机会；书后附有练习答案；

### • 最小对立体（minimal pairs）的对比发音训练

本教材的最大特点是设计了最小对立体（minimal pairs）的对比发音训练（即把只有一个音素不同、其他的音素完全相同的两个单词放在一起做发音对比的训练），特别适合中国学习者在语音学习过程中区别和纠正容易混淆的音素的发音，使学习者在语音对比中更快更好地掌握英语发音的规律；

### • 纯正英式语音+标准英式语调

全书47个单元，每个单元对一个英语发音集中强化练习，帮助你高效掌握纯正的英语发音，快速突破标准语调；

### • 丰富的词汇、短语、短句及对话

本书在语音、语调学习的同时，还提供了强化语音训练的近1000个单词以及相关的短语、短句和对话，编排精巧、贴近生活、轻松幽默；同时配有400余幅插图，帮你加深记忆，提高学习效率；

- **附赠MP3光盘**

MP3光盘录有所有语音听力材料，音质清晰，帮你掌握标准的剑桥英语发音；

- **更多的网上支持**

[www.cambridge.org/elt/treecorthree/](http://www.cambridge.org/elt/treecorthree/)和[www.blcup.com](http://www.blcup.com)提供更多网上练习机会和可以下载的更多学习资料。



友情提示：在我们通常所学的传统的48个音标当中，本教材涉及到了43个，没有包括双元音/uə/和辅音/ts/、/dz/、/tr/、/dr/，因为本教材根据不同的标准，将/uə/(poor)音的讲解略去，因为这个音素在现在的英语口语中已经很少使用了，不过该音在国际音标表中仍然出现；而后四个当做辅音的组合。

编者



2009年5月

## ABOUT THIS BOOK

### Who can use this book?

*Tree or Three?* is for beginner or elementary students who want to improve their English pronunciation. This book is for students working on their own, but teachers can also use many of the exercises in class. This symbol:  means that an exercise is suitable for pairs. This symbol:  means that an exercise is suitable for a group of students..

### What do I need?

You need a MP3 player. Every time you see this symbol:  you have to listen to the MP3. You will also see a number. This tells you which track number to find on your MP3 player. Intonation is shown with arrows: . It is also useful to have a small mirror. You can use the mirror to compare the shape of your mouth with the mouth pictures in each unit.

### Do I need to know any special vocabulary before I start?

Here is a list of some important vocabulary that will help you use the book. Check the words in a dictionary now and write a translation into your language below:

consonant .....	tooth (teeth) .....
lips .....	throat .....
mirror .....	tongue .....
nose .....	voice .....
pronunciation .....	vowel .....
sentence .....	weak .....
sound .....	strong .....


### What do I have to do?

Each unit contains different exercises. Here is a list of some things you have to do:

- listen** to words and sentences on the MP3
- repeat** words or sentences that you hear on the MP3
- tick** words or sentences that you hear on the MP3
- underline** words or letters
- circle** words or letters
- match** words that have the same sound
- decide if information is **true** or **false**

### Where can I check my answers to exercises?

For some exercises you will hear the answers on the CD after you speak.



For other exercises you will see this symbol:  This means you have to check your answers in the Key at the back of the book (see page 108–129).

### Should I do all the units in the book?


You can look through the book and do any units that you feel are important for you. If you want to check your pronunciation, it is a good idea to do all the units in the order that they appear in the book.

# 关于本书

## 谁可以使用本书?

《Tree or Three?》用于希望改善英语发音的初学者或初级水平的学习者。可用于学生自学，其中许多练习也可供教师用于课堂教学。表示适合两人练习；表示适合小组练习。

## 我需要什么?

你需要一台MP3播放机。每次看到时，你就需要听MP3。你看到的数字表示该练习在MP3文件上的位置。英语语调用 表示。

你还需要一面小镜子，用来对比你的口型与每个单元的口型图是否一致。

## 开始学习前需要了解一些特殊词汇吗?

下面是一些重要的词汇，能帮你更好地使用本书：

consonant .....	辅音	tooth(teeth) .....	牙齿
lips .....	嘴唇	throat .....	喉咙
mirror .....	镜子	tongue .....	舌头
nose .....	鼻子	voice .....	嗓音
pronunciation .....	发音	vowel .....	元音
sentence .....	句子	weak .....	弱（弱读）
sound .....	音素	strong .....	强（重读）


## 我需要做什么?

每个单元包括不同的练习。下面是你要做的一些事情：

- 听 MP3上的单词和句子；
- 重复 MP3上听到的单词或句子；
- 勾出 MP3上听到的单词或句子；
- 用下画线标出词或字母；
- 用圆圈标出词或字母；
- 将发音相同的词连线；
- 判断信息对错。

## 练习答案在哪里可以查找?

有些练习做完之后可从MP3上直接听到答案。

其他练习标有，可在书后（108~129页）找到练习答案。

## 需要学习本书所有单元吗?



你可浏览全书，选学你认为重要的部分。如果想系统学习英语语音，最好按书中的语音排列顺序学习所有的单元。

# INTRODUCTION FOR TEACHERS

## Level

This book is written for beginner–elementary students, but previous editions have also been used by students at other levels. *Ship or Sheep?* is written for intermediate level.

## Class/Student working alone

The instructions are written for a student working alone, but can be used for classroom teaching as well. See the symbols in the section *About this book*, especially  and .

## Minimal pairs

In this book, these are pairs of words/sentences which differ by only one sound, e.g. *Have you got a pen?/Have you got a pan?* These sometimes help students to hear – and then pronounce – sounds that are difficult for them. You may want to extend students' class practice of particular minimal pairs by inventing games or playing the following:

- 'Card games' Make cards for all the minimal pairs in the book. Shuffle the cards and deal them face down all around the table. Turn over any two cards and read the words aloud. If they aren't minimal pairs turn them face down again and the next person plays. Collect as many pairs as you can in a time limit, e.g. ten minutes.
- 'Fingers' For each pair, say words rapidly at random, e.g. *tree tree three three tree three*. Students show with one or two fingers if they hear sound 1 or sound 2. Students practise in pairs and then back to back.

## Website support

More information and support for this book can be found at:  
<http://www.cambridge.org/elt/treeorthree/>



# 致教师

## 水平

本书适用于英语初学者或具有初级英语水平学生，但以前的版本也曾用于其他水平的学生。本系列丛书的另外一本—《*Ship or Sheep?*》—适用于中、高级水平的学生。

## 课堂教学/学生自学

本书指令均为学生自学设计，但也可用于课堂教学。请参看“关于本书”中对符号的介绍，尤其是  和 .

## Minimal pairs (最小对立体发音对比)

即两个词或句子中只有一个音素不同，如：Have you got a pen?/Have you got a pan? 这些练习可以有效地帮助学生训练听力，然后掌握对他们来说较难的一些发音。如果要增加学生课堂上练习最小对立体对比发音的机会，可以通过下面的游戏或自己设计新的游戏：

- 卡片游戏。将书中出现的所有最小对立体做成卡片。将卡片混合，面朝下放在桌上，摆成一圈。翻出任意两张，大声读出单词。如果翻出的词不是最小对立体，则面朝下放回桌上，下一个人接着玩。在一定时间（如十分钟）内收集尽量多的最小对立体。
- 伸手指游戏。快速随意说出每对最小对立体中的单词，如 tree tree three three tree three。学生用一个或两个手指分别表示他们听到的是音素1还是音素2。学生成对练习，然后一组接一组练习。

## 网络支持

有关本书的更多信息和支持可点击：

<http://www.Cambridge.org/elt/tree or three/>

和 [www.blcup.com](http://www.blcup.com)，有更多的课外练习和学习资料下载。

# THANKS AND ACKNOWLEDGEMENTS

In the preparation of this new edition I would like to thank:

Sally Mellersh (formerly of Hammersmith and West London College) for updating and expanding the *List of likely errors* to accompany the new editions of *Ship or Sheep?* and *Tree or Three?* by its inclusion on the website

<http://www.cambridge.org/elt/treeorthree/likelyerrors.htm>

David McCreath for IT assistance and contribution to my computer literacy. Sandra Turner for help with typing.

My editors Nóirín Burke, Frances Amrani and Roslyn Henderson, as well as the following teachers from all over the world who commented during development and gave me such practical advice:

Michele Chartrand-Hirsch, France; Ian Chitty, UK; David Deterding, Singapore; Sylvie Donna, UK; Elizabeth Downey, New Zealand; Lynda Edwards, UK; Laura Hancock, UK; David Hill, Australia; Kip Kelland, Italy; Kathy Keohane, UK; Andrea Paul, Australia; Gordon Francis Robinson, Singapore; Julietta Ann Schoenmann, UK; Roger Scott, UK

Continued thanks to J.D. O'Connor and Claude Boisson who advised me when planning order or presentation of sounds in the first edition of *Tree or Three?* Also Ralph Stanfield for his advice on student difficulties.

Illustrations by Johanna Boccoardo, Pat Murray, Felicity House and Tony Wilkins

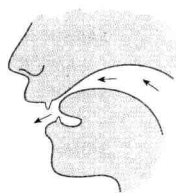
Cover design by Pentacor Book Design

Designed and typeset by Hart McLeod

# UNIT 1 /s/ sun




- 1 听/s/的发音，  
看口型图。  
 听/s/的发音并跟读。  
发音时只有气流，声带不振动。

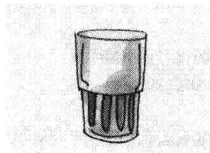


- 2 听下面的单词并跟读。

1 bus



2 glass




3 horse




4 house



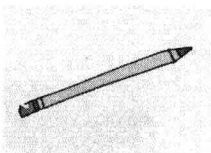
5 bicycle




6 sofa



7 pencil




8 box



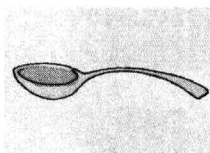
9 star



10 mouse



11 spoon



12 desk



- 3 听问题并给出答案。

EXAMPLE: What's number 1?  
Answer: It's a bus.





### 对子练习

向你的同伴提问：“What's number 1?,” “What's number 2?” ……


4  看图，听对话。

SARAH: What's this, Sam?  
 SAM: It's a bicycle.  
 SARAH: And what's this?  
 SAM: It's a house.  
 SARAH: What's this? A bus?  
 SAM: Yes.  
 SARAH: And what's this? A horse?  
 SAM: No, Sarah. It's a mouse!





5  再听一遍对话，将对话中所有的/s/音用下划线标出来。

EXAMPLE: Sarah: What's this, Sam?  
 Sam: It's a bicycle.

6  再听一遍Sarah说的话，你是Sam。练习这个对话。

EXAMPLE: Sarah: What's this, Sam?  
 Answer: It's a bicycle.

 **对子练习**  
 与你的同伴一起练习。  
 你是Sarah，你的同伴是Sam。

7  看图，听句子，并根据例子说出新的句子。

EXAMPLE: **It's a cup.**



Answer: **They're cups.**

ship



shop



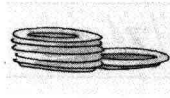
hat



cat



plate



book



fork



desk





8

听下列单词。如果单词中有/s/音，画✓；如果没有，画×。

- |          |         |                                     |              |                                     |
|----------|---------|-------------------------------------|--------------|-------------------------------------|
| Example: | pencil  | <input checked="" type="checkbox"/> | picture      | <input checked="" type="checkbox"/> |
|          | bicycle | <input type="checkbox"/>            | sofa         | <input type="checkbox"/>            |
|          | hat     | <input type="checkbox"/>            | answer       | <input type="checkbox"/>            |
|          | unit    | <input type="checkbox"/>            | listen       | <input type="checkbox"/>            |
|          | plate   | <input type="checkbox"/>            | conversation | <input type="checkbox"/>            |

## UNIT 2 /z/ zoo



- 1  先发 /s/ 音 (参见第1页)。听 /z/ 的发音，看口型图。
-  听 /s/ 和 /z/ 的发音并跟读。










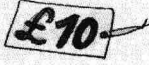

将手指放于喉咙处。


发 /s/ 音。你能感觉到什么？  
发 /z/ 音。你能感觉到什么？

发 /s/ 音时，只有气流，声带不振动。  
发 /z/ 音时，声带振动。

/s/ 是清辅音 (unvoiced)。  
/z/ 是浊辅音 (voiced)。

- 2  Minimal pairs. 听下列单词并跟读。

SOUND 1		SOUND 2	
	/s/	/z/	
	Sue	zoo	
	bus	buzz	
	sip	zip	
	price	prize	


- 3  看下列几组句子，在你听到的句子后画 ✓。

- EXAMPLE: a) Look at that Sue!  Look at that zoo!
- b) Listen to that bus!  Listen to that buzz!
- c) Can I have a sip, please?  Can I have a zip, please?
- d) It's a good price.  It's a good prize.

4

A13

看下列漫画，听对话。



8-4

哪些单词有/z/的音? 用下画线标出来。



对子练习

与同伴练习对话。

5

A14

看图片，听问题。

用Yes, it is. 或 No, it isn't. It's a        来回答。

EXAMPLE:

Picture 1: Is this a horse?

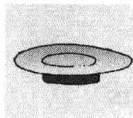
Answer: No, it isn't. It's a cat.

1 horse




cat

2 hat



plate

3 star



the sun

4 book



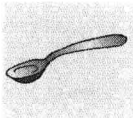
book

5 cup




glass

6 spoon



spoon

7 box




house



对子练习

看图片,向你的同伴提问:  
"Is this a...?"







6  看图，听句子的开头，完成句子。


EXAMPLE: Picture 1: These are flowers ...

Answer: ... and those are trees.

**小贴士**

我们用“these”表示离我们较近的事物，用“those”表示离我们较远的事物。

<p>1 <b>trees</b></p>  <p><b>flowers</b></p>	<p>2 <b>girls</b></p>  <p><b>boys</b></p>	<p>3 <b>cows</b></p>  <p><b>dogs</b></p>
<p>4 <b>cars</b></p>  <p><b>bicycles</b></p>	<p>5 <b>windows</b></p>  <p><b>doors</b></p>	<p>6 <b>planes</b></p>  <p><b>birds</b></p>

7  听下列单词，将它们正确分类。

isn't sun pens is buzz bicycle this  
flowers those bus boys listen

EXAMPLE:

/s/	/z/
sun	isn't



# UNIT 3 /ə/ banana (1)



1

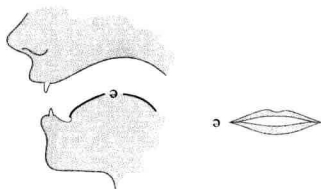
A17

听/ə/的发音。

看口型图。

A17

听/ə/的发音并跟读。



### 小贴士

有时人们会在早起时发出类似 /əəəə/ 的音。

2

A18

看下列购物单，听单词。

每个单词中的**黑体部分**，声音长而强，要重读。

注意/ə/音从不重读，发音短而弱。

**Shopping list**

<p style="text-align: center;">/ə/</p> <p style="text-align: center;"><b>pepper</b></p>	<p style="text-align: center;">/ə/</p> <p style="text-align: center;"><b>butter</b></p>
<p style="text-align: center;">/ə/ /ə/</p> <p style="text-align: center;"><b>bananas</b></p>	<p style="text-align: center;">/ə/</p> <p style="text-align: center;"><b>chocolate</b></p>
<p style="text-align: center;">/ə/</p> <p style="text-align: center;"><b>pizza</b></p>	<p style="text-align: center;">/ə/</p> <p style="text-align: center;"><b>yoghurt</b></p>
<p style="text-align: center;">/ə/</p> <p style="text-align: center;"><b>carrots</b></p>	<p style="text-align: center;">/ə/</p> <p style="text-align: center;"><b>newspaper</b></p>

### 小贴士

/ə/ 是英语中最为常见的元音，发音短而弱，有助于形成英语的节奏。

3

A18

再听一遍购物单并跟读。

记住/ə/音短而弱！