




普通高等教育“十一五”国家级规划教材
2007年度普通高等教育精品教材
高职高专公共英语系列教材



Zoom In 点击职业英语

基础英语模块

1

Listening & Speaking Book 听说频道

编者 (美) Deborah Gordon
刘黛琳 牛 健




大连理工大学出版社
DALIAN UNIVERSITY OF TECHNOLOGY PRESS

CENGAGE
Learning™



普通高等教育“十一五”国家级规划教材
2007年度普通高等教育精品教材
高职高专公共英语系列教材



Zoom In 点击职业英语

基础英语模块

1

Listening & Speaking Book 听说频道

编者 (美) Deborah Gordon
刘黛琳 牛 健



大连理工大学出版社
DALIAN UNIVERSITY OF TECHNOLOGY PRESS

CENGAGE
Learning™

Zoom In Listening and Speaking Book 1

Deborah Gordon

Copyright © 2006 by Cengage Learning Asia Pte. Ltd.

ISBN: 978-981-265-308-6

Original edition published by Cengage Learning. All Rights reserved. 本书原版由圣智学习出版公司出版。版权所有,盗印必究。

Dalian University of Technology Press is authorized by Cengage Learning to publish and distribute exclusively this adaptation edition. This edition is authorized for sale in the People's Republic of China only (excluding Hong Kong SAR, Macao SAR and Taiwan). Unauthorized export of this edition is a violation of the Copyright Act. No part of this publication may be reproduced or distributed by any means, or stored in a database or retrieval system, without the prior written permission of the publisher.

本书改编版由圣智学习出版公司授权大连理工大学出版社独家出版发行。此版本仅限在中华人民共和国境内(不包括中国香港、澳门特别行政区及中国台湾)销售。未经授权的本书出口将被视为违反版权法的行为。未经出版者预先书面许可,不得以任何方式复制或发行本书的任何部分。

Cengage Learning Asia Pte. Ltd.

5 Shenton Way, # 01-01 UIC Building, Singapore 068808

本书封面贴有 Cengage Learning 防伪标签,无标签者不得销售。

辽宁省版权局著作权合同登记号 06-2009-58 号

图书在版编目(CIP)数据

点击职业英语基础英语模块听说频道 = Zoom In Listening & Speaking Book. 1 / (美)古登(Gordon, D.), 刘黛琳, 牛健编. —大连:大连理工大学出版社, 2009.3

普通高等教育“十一五”国家级规划教材

ISBN 978-7-5611-4746-7

I. 点… II. ①古…②刘…③牛… III. 英语—听说教学—高等学校:技术学校—教材 IV. H319.9

中国版本图书馆CIP数据核字(2009)第027654号

点击职业英语 基础英语模块 听说频道 1

编者 (美)Deborah Gordon

刘黛琳 牛 健

大连理工大学出版社出版

地址:大连市软件园路80号 邮政编码:116023

发行:0411-84708842 邮购:0411-84703636 传真:0411-84701466

E-mail: dutp@dutp.cn URL: http://www.dutp.cn

大连金华光彩色印刷有限公司印刷 大连理工大学出版社发行

幅面尺寸:185mm×260mm 印张:6 字数:139千字

附件:光盘一张 印数:1~5000

2009年3月第1版 2009年3月第1次印刷

责任编辑:Joan Ho 刘 畅 责任校对:谢 婵

封面设计:coal creative consultants 张 莹

ISBN 978-7-5611-4746-7 定价:24.00元

前言

《点击职业英语》是为配合高职高专教育公共英语课程教学改革而组织编写的系列教材。该系列教材全面贯彻高职高专教育公共英语课程教学改革的目标要求,全程侧重学生英语实际应用能力,尤其是听说能力的培养,同时注重学生自主学习能力和职业素质的提高,是针对高职高专学生目标需求及其兴趣而设计的一套综合性公共英语学习课程。

《点击职业英语》系列教材包括基础英语和职业英语两大模块。其中,基础英语模块由四个级别组成,每级包括《学生频道》、《练习频道》、《听说频道》和《教师频道》,并配有供学生利用计算机和网络进行自主学习的多媒体课件;职业英语模块由一系列专门的职业英语课程构成,体现英语在相关职业中的应用。

《点击职业英语》基础英语模块注重听说读写语言基本技能与功能、语法、词汇等语言基础能力的全面培养,强调学习真实自然的英语语言,尤其是日常生活用语。该系列教材采用交际教学方法,教材中设计了多种形式的双人或小组活动,供学生在课内训练完成。内容由易到难,循序渐进,学生通过完成任务和活动训练即可巩固所学内容。

《学生频道》是供学生使用的教材。每个单元开始部分为学习目标。在开始学习一个单元之前,学生应先了解这些目标,并在随后的学习过程中不断联想这些目标,因为学习目标可以帮助学生明确每一单元内容的学习目的。在每个单元中,语法和词汇知识通过表格形式呈现,一目了然,其后配有置于一定语言情景中的相关练习活动。

该频道的另一个显著特点是图片故事,即以图片的形式讲述了同住美国洛杉矶一套公寓楼内14个典型人物的故事。这些图片故事提供了真实的语言交际情境,使学生能够通过接触不同国家的人,体验到实用鲜活的英语。另外,这些故事生动有趣、时代感强,涉及丰富的文化背景知识,有利于学生对照自己的文化,体验一个非常有趣的学习过程。每个单元以“锁定频道”结尾,通过一幅取自下一单元故事的图片,引导学生预测下一单元的学习内容。

《练习频道》与《学生频道》配套使用,其中的活动专为学生自主学习而设计,学生可在课内或课外完成。《练习频道》专门附有托业桥(TOEIC BRIDGE)和托业(TOEIC)考试样题,以便学生了解和熟悉这两个国际知名的职业英语测试的题型和测试方式,并借此自我测评英语实际应用能力。《听说频道》专门提供了大量的听说实践活动,以提高学生用英语进行口头交际的能力。

《教师频道》为教师提供了具体的教学建议及一些扩展活动,为教师全面贯彻本系列教材的教学理念提供指导和帮助。

《点击职业英语》系列教材是国际合作专门为高职高专教育公共英语课程教学改革量身定制的成果,由圣智学习出版公司 (Cengage Learning) 和大连理工大学出版社联合出版。参加编写的外方作者为 Deborah Gordon。中方作者为刘黛琳和牛健。张宇光参与了部分文字的翻译工作,首都师范大学英语系部分学生参与了校阅工作。参加第一级教材审定工作的有黄震华、曹玉泉、杨亚军。

我们希望《点击职业英语》系列教材能够点击和激发学生学习英语的兴趣。毕竟,兴趣是学习语言的最好动力。

所有意见和建议请发往:gzjckfb@163.com

欢迎访问我们的网站:<http://www.dutpgz.cn>

联系电话:0411-84707604 84706231

编者

2009年2月

Author Acknowledgments

Deborah Gordon would like to extend her thanks to Ingrid Bowman for her help, and to her editor, Joan Ho, for her helpful feedback.

Photo Credits

Photos on the following pages are the exclusive property of Heinle & Heinle Publishers:
23 (second row, right), 38 (right), 45,

Photos on the following pages are from Getty Images:
1, 9, 21, 24 (right), 41, 49, 53,

Photos on the following pages are from CORBIS:
51 (top left),

Photos from other sources:

Page 23 (first row, left): Judi Seiber

Page 23 (first row, center): Hal Wilson

Page 23 (first row, right): Menno Hordijk

Page 24 (center): Judi Seiber

Page 25: Mark Forman

Page 29: Julie Elliott

Page 38 (right): robina

Page 51 (top right): Stacy Taylor

Page 51 (bottom left): Keran McKenzie

Page 51 (bottom right): Adam Ciesielski

Contents

Unit 1	Meeting people	1
Unit 2	People's homes	5
Unit 3	Where are they?	9
Unit 4	Being busy!	13
Review 1:	Units 1–4	17
Unit 5	Can you speak Chinese?	21
Unit 6	Visiting Beijing	25
Unit 7	Having a party!	29
Unit 8	Likes and dislikes	33
Review 2:	Units 5–8	37
Unit 9	Too much food!	41
Unit 10	Food, sleep, meetings, and headaches!	45
Unit 11	What did you dream about?	49
Unit 12	What's he going to do?	53
Review 3:	Units 9–12	57
Activities		61
Answer key		62
Tapescript		72

Meeting people

UNIT 1

1 Greetings around the world



1-1

A. Listen, look at the pictures, and read.

Americans shake hands.



French people kiss two times.



Japanese people bow,



and Indian people put their hands together
and say "Namaste."



B. GROUP WORK Discuss. How do people from other countries greet each other?

2 Introductions



1-2

A. Listen and fill in the blanks.

1.

a: Ms. Smith, this is Mr. Samson.

b: Hello, Ms. Smith.

Nice to meet you.

c: Hello. It's nice to meet you, too.

a.



2.

a: Hey, Alex. What's up?

b: Not much. How's _____ with you?

3.

a: Hi, dear. These are my friends, Jane and Ted.

Jane and Ted, this is Nick, my husband.

b: _____.

c: Hello.

4.

a: Hello, Professor Chen. My name's Mark Peters.

I'm in your Monday class.

b: _____, Mark. Nice to meet you.

5.

a: Pam, this is my grandmother, Doris Casey.

Grandma, this is my friend, Pam Gabriel.

b: How _____ to meet you, Pam.

c: Nice to _____ you too, Mrs. Casey.

6.

a: _____, Susan.

b: Hey, Mike. How are you?

a: Good. And you?

b: I'm _____, thanks.

b.



c.



d.



e.



f.



C

CONVERSATION ZOOM IN 会话贴士

- Many Americans use "Hey" or "Hi" with their good friends.
- The answer to "How are you?" is usually "Fine" or "Good," even if you aren't "fine" or "good." "How are you?" is a greeting rather than a real question in this situation.
- 很多美国人用 "Hey" 或 "Hi" 向好友打招呼。
- 在回答 "How are you?" 时，人们通常说 "Fine" 或 "Good"，即使并不是真的很好。这里 "How are you?" 不是用于询问，而仅仅是表示问候。

B. Listen again. Match the conversations to the pictures.

1-2

1. _____ 2. _____ 3. _____ 4. _____ 5. _____ 6. _____

C. PAIR WORK The introductions in exercise A are different for different kinds of relationships. Use these phrases. Point to the pictures. Take turns. Ask and answer, "Who is _____?"

Example: A: Who is she? B: She's a student.

- They're business people.
- They're friends.
- She's a teacher.
- He's a student.
- She's a grandmother.




D. GROUP WORK Practice the conversations.

3 Names



1-3

A. Listen and circle the names you hear.



C

CULTURE ZOOM IN 文化透视

Most North Americans have a first name, a middle name, and a family name.

大多数北美人都有一个名、一个中间名和一个姓。在姓名中，名排列在前，姓在后，中间名介于两者之间。

B. Fill in the chart with English first, middle, and last names you know.

First and middle names		Last names
Boys	Girls	



1-4

Say it right

A. Listen to the stressed words.

Mrs. **Smith**, this is Mr. **Samson**. Nice to **meet** you. It's **nice** to meet you, **too**.

B. Listen. Circle the stressed words.

1. **a:** These are my friends, Jane and Ted.

b: Hi. My name's Gao Bo. Nice to meet you.

2. **a:** Hey, what's up?

b: Not much. How about you?

3. **a:** How's everything with you?

b: Fine, thanks. And you?

4. **a:** Well, good-bye.

b: See you later.

C. Listen again and repeat. Practice the conversations.

4 Occupations



waiter



computer programmer



farmer



secretary



nurse



car mechanic



librarian



soldier



A. Listen and number the occupations as you hear them. Then compare with a partner.

1-5

B. PAIR WORK. Take turns. Ask and answer questions about the people in the picture.

Use the words in the box.

Example: **A:** *What does he do?*

B: *He's a waiter. He works in a restaurant.*

office ■ restaurant ■ farm ■ computer lab ■ hospital ■ library ■
army camps ■ car repair ■ shops

Games: Occupation Bingo

Write an occupation in each box. Use the occupations above.

Listen to your teacher. Put a coin on the occupations your teacher says. When you have a line of three, call "Bingo".

	<i>Soldier</i>	

People's homes


UNIT 2

1 Kathy at college



A. Listen, look at the pictures, and fill in the blanks.

This is Kathy. She is 18 years old.




Kathy's in college now. This is her room in the college dormitory.

This is Kathy's _____. Her name's Cynthia.



These are Kathy's parents, Nancy and Patrick, and this is their town _____. It has three floors.



This is Kathy's _____. Her name is Marcy. This is Kathy and Marcy's room at home.



They are roommates when Kathy is at _____.

Kathy is in college, so this is only Marcy's room now. Marcy's _____ about that.

B. Answer the questions.

1. Who's Cynthia? _____
2. Who's Marcy? _____
3. Where's Kathy now? _____
4. Who's happy? Why? _____

C. PAIR WORK Discuss these questions.

1. Do students in China move away from home when they go to college? Why?
2. Do you want to move away from home when you go to college? Why?
3. How many students share a room in college dormitories in China?
4. Do you want to have a roommate? Why or why not?

D. PAIR WORK Look at the pictures in Exercise A. Take turns. Ask and answer questions about the people and the rooms.

Example: A: *Who's this?*

B: *This is Kathy.*

A: *Who's that?*

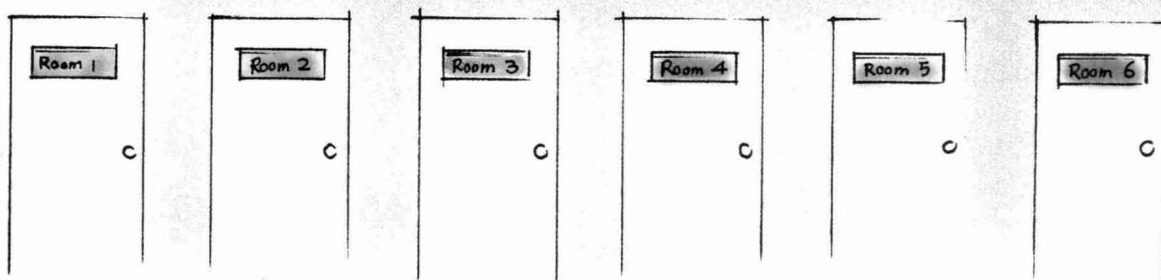
B: *That's Kathy's roommate.*

2 Is this room yours?



2-2

A. Listen to Kathy and Lisa's conversation. Fill in the blanks with *my, your, her, our, their, this, that, and these*.



Lisa: So, Kathy, what floor are we on?

Kathy: Hmm. I don't know. Is _____ Floor 8?

Lisa: Yes.

Kathy: Then it's _____ floor.

Lisa: Your room is Room 3, right?

Kathy: No, that's Jane's room. _____ room is Room 5.

Lisa: Oh. So Sandy is _____ neighbor, right?

Kathy: Yes, Sandy's in Room 6 and Mindy is in Room 4.

Lisa: Who's in Room 1 then?

Kathy: Room 1?

Lisa: Yes, Room 1.

Kathy: _____'s Mary's room. _____ room is nice. And Room 2 is _____ room?

Lisa: Yes, it is.

C ONVERSATION ZOOM IN 会话贴士

Saying "Oh" tells your partner that you understand.

说 "Oh" 是向对方表明自己听懂了。

B. PAIR WORK Compare answers with a partner. Then practice the conversation.

C. PAIR WORK Write the correct names on doors 1–6.






D. PAIR WORK Student A: write one name each on doors 1, 3, and 5. Student B: write one name each on doors 2, 4, and 6. Ask and answer questions about the people in the rooms. Then fill in the names in the picture in Exercise A.

Example: **A:** *Who are Kathy's other neighbors?*

B: *Mindy and Lina are Kathy's neighbors.*

3 Families

A. PAIR WORK Guess the relationships of the people below.



2-3

B. Listen. Write these people's relationships under their pictures. Use the words in the box.

twins ■ sisters ■ brothers ■ uncle ■ aunt ■ husband ■ wife ■ mother ■ son ■ father ■
daughter ■ grandmother ■ grandfather ■ grandchild ■ cousins ■ nephew ■ niece

C. PAIR WORK Take turns. Ask and answer questions about each person and their relationships to each other.

Example: **A:** *Who is Kathy?*

B: *Kathy is Marcy's sister.*

4 Neighbors




A. These people are Kathy's neighbors at home. Listen and write the names under each house. Use the names below.

Mike

Amy

Sonia and Dave



Nancy and Patrick

B. PAIR WORK Check your answers. Ask and answer questions about Kathy's neighbors.

Example: A: Is Mike _____ 's neighbor?

B: No.

A: Is Mike _____ 's neighbor?

B: Yes, he/she is.



2-5

Say it right

Listen to the s sound in plural nouns. Repeat. Then, check (✓) the correct box.

	students /s/	bags /z/	glasses /ɪz/
1. houses			
2. questions			
3. homes			
4. wives			
5. addresses			
6. apartments			
7. boys			
8. friends			
9. aunts			
10. nieces			

Where are they?

UNIT 3

1 Nancy's keys



3-1

A. Listen, look at the pictures, and fill in the blanks.



Patrick: Hello?

Nancy: Hi, honey. It's me, Nancy.

Patrick: Hi. What's up?

Nancy: Well, there's a problem. My _____. I can't find them.

Patrick: Really? Uh oh. Are they in your _____?

Nancy: No, they're not.

Patrick: How about your pockets? Are they in your pockets? Or maybe they're in the _____?

Nancy (sounding a little angry): No. They aren't in my _____ or in the kitchen.

Patrick: Hmm. This is a problem. But Nancy, I'm at my classroom now. I'm sorry, but I have to go.

Nancy: Patrick, just a minute please. Maybe you've got my keys.

Patrick: No, I don't think so.

Nancy: Are you sure?

Patrick: Hmm. Let me _____.

Patrick: Uh oh, Nancy.

Nancy: Uh oh? What?

Patrick: Well, I'm very sorry, honey, but ... here _____.



B. Answer the questions.

1. Where is Nancy? _____
2. Where is Patrick? _____
3. What's Nancy's problem? _____
4. Where are Nancy's keys? _____

C CONVERSATION ZOOM IN 会话贴士

Husbands and wives sometimes refer to each other as "honey". Parents also call their children "honey". People use the term only with people they are close to.

夫妻之间有时称呼对方“honey”(亲爱的), 父母也称呼子女“honey”。人们只对亲近的人使用这一称谓。

C. PAIR WORK Practice the conversation.

D. GROUP WORK Join another pair. Discuss the questions and complete the chart.

Name	Where are your keys?	How many keys are there?	What are your keys for?
			<i>My bicycle and my house.</i>

2 Where is everyone?



A. Listen. What kind of party is at Nancy's house? Circle the correct answer.

- a. a dinner party b. a birthday party c. a pool party

B. Patrick and four friends are in different rooms. Listen again and write the correct names under each picture. Use the names below.

Patrick Jane Sue Jon Kim

