

人民教育出版社授权 配人教版教材使用
义务教育课程标准实验教材

升级版

同步练习

TONGBULIANXI

英语 四年级上



R

浙江教育出版社

图书在版编目(CIP)数据

同步练习:升级版. 英语.四年级.上/吕枫编.—杭州:浙江教育出版社,2008.7(2009.6 重印)

ISBN 978-7-5338-7502-2

I.同... II.吕... III.英语课—小学—习题 IV.G624

中国版本图书馆 CIP 数据核字(2008)第 082601 号

同步练习 升级版 英语 四年级上 (R)

★ 编 写:吕 枫

★ 责任编辑:李 春

★ 整体设计:曾国兴

★ 责任印务:陆 江

★ 责任校对:雷 坚

★ 图文制作:杭州奔达图文设计制作有限公司

★ 出 版:浙江教育出版社

★ 发 行:浙江省新华书店集团有限公司

★ 印 刷:诸暨市中天印务包装有限公司

★ 开 本:787×1092 1/16

★ 印 张:3.75

★ 字 数:75 千

★ 版 次:2008 年 7 月第 1 版

★ 印 次:2009 年 6 月第 2 次印刷

★ 印 数:00001-17000

★ 标准书号:ISBN 978-7-5338-7502-2

★ 定 价:5.00 元

联系电话:0571-85170300-80928

e-mail:zjjy@zjcb.com 网址:www.zjeph.com

出版说明

☆☆☆☆☆

《同步练习》是义务教育课程标准实验教材的配套教辅读物。它能帮助学生更好地适应新课程,加强基础知识和基本技能训练,并满足学生发展多样化的需求。《同步练习》自 1995 年出版以来,至今已历时十多年,深受读者的欢迎,使用量已达数亿册,是浙江省最经典的品牌教辅之一。

随着课程改革的进一步深化,教材内容不断调整,我们根据一线教师和广大学生在使用中提出的合理化建议,同时依据义务教育课程标准和最新版本教材,全新推出《同步练习》升级版。“升级版”在原来《同步练习》的基础上,推陈出新,更具科学性、针对性和实用性,更符合目前的课程改革理念:

(1) 改变练习的呈现方式,分为难度递进的“基础训练”和“延伸拓展”两个栏目,方便学生使用。

(2) 基础知识和基本技能训练的内容,呈现方式更丰富,针对性更强。


(3) 提高练习的灵活性和趣味性,注重学生自主学习和合作学习能力的培养。

希望广大读者对《同步练习》升级版提出改进意见,帮助我们不断提高《同步练习》升级版的质量,更好地为广大师生服务。

浙江教育出版社

2008 年 7 月

CONTENTS



Unit 1	My Classroom	2
Unit 2	My Schoolbag	8
Unit 3	My Friends	14
Recycle 1	20
Unit 4	My Home	24
Unit 5	What Would You Like?	30
Unit 6	Meet My Family!	36
Recycle 2	42
Challenge	46
Key	51

Unit 1 My Classroom


A



基础训练

I Listen and order.

小朋友,请听课本 A 部分 Let's talk 的录音,根据对话内容给图片排序。



()



()



()



()

II Read and match.

你知道下列图片中字母的大、小写相对应形式吗?请为它们配对吧!



III Circle the different words.






请圈出不同类别的词。

- | | | | | |
|----|-----------|--------|----------|------|
| 1. | cat | duck | elephant | hand |
| 2. | desk | board | car | wall |
| 3. | apple | ball | beef | cake |
| 4. | classroom | window | light | door |



IV Look, read and order.

根据图示和指令给下列情景图排序。



1. Open the door.

2. Sweep the floor.

3. Clean the board.

4. Turn on the light.

5. Clean the window.

6. Put up the picture.



延伸拓展

V Read and judge.

阅读, 判断对错。

Hello! Boys and girls. My name is Charlie. Welcome to our classroom. It's big and nice. There are 20 desks and 40 chairs. There are 8 windows. There are 4 pictures on the wall. There is a computer on the teacher's desk. Where is my seat? Do you know? It's near the door.

- () 1. Charlie's classroom is big and nice.
- () 2. There are 40 chairs and 20 desks in the classroom.
- () 3. There are 6 windows in the classroom.
- () 4. There are 4 pictures on the windows.
- () 5. The computer is on the teacher's desk.
- () 6. Charlie's seat is near the board.

Unit 1 My Classroom

B

基础训练

I Listen and order.

小朋友,请听课本 B 部分 Let's talk 的录音,根据对话内容给相应的图片标上序号。




()



()




()



()

II Put the marks into the picture.

把单词前的符号画在图上相应的位置。



computer



teacher's desk



picture



door



fan



board



wall



floor



chair



window



III Write and draw.

写一写,画一画。

1. ____ish

2. ____ot dog

3. ____irl

4. ____ce-cream

IV True or false.

仔细读一读表格,然后判断对错。

	board	door	desks	chairs	floor	windows
Chen Jie				✓		
Sarah		✓			✓	
Zhang Peng			✓	✓		
Amy	✓	✓				
Mike	✓		✓			✓
Wu Yifan					✓	✓

- () 1. Mike: Let me clean the board and the door.
 () 2. Zhang Peng: Let me clean the desks and chairs.
 () 3. Sarah: Let me clean the floor and the door.
 () 4. Wu Yifan: Let me clean the windows and the board.
 () 5. Amy: Let me clean the door and the board.
 () 6. Chen Jie: Let me clean the chairs.



延伸拓展

V Can you guess?

猜一猜这个谜语究竟说的是哪一种动物。

The nose is like a hook(钩子).

Two ears are like two fans.

The body is like a house.

Four legs are like four pillars(柱子).

What is it?

Can you guess?

打一种动物: _____

Unit 1 My Classroom




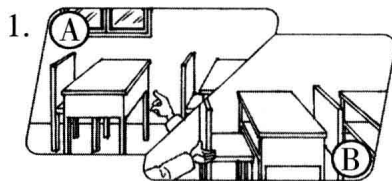
C



基础训练

I Listen and choose.

小朋友,请听课本 C 部分 Let's check 的录音,根据对话内容选择相应的图片。

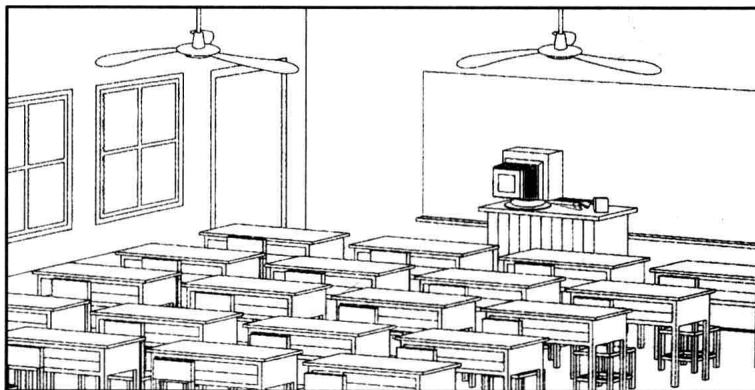


II Read and colour the classroom.

读一读,并给教室涂色。

Amy

This is my classroom. It's very big. It's nice and clean. The door is blue. The floor is yellow. The walls are white. The fans are white. The windows are green. The desks and chairs are yellow. I like my classroom.





III Look and write.

小朋友,请写出下列大写字母的小写形式或小写字母的大写形式。

AC	bH	De	FI	hG	Ec	aB
_____	_____	_____	_____	_____	_____	_____
_____	_____	_____	_____	_____	_____	_____
_____	_____	_____	_____	_____	_____	_____

IV Do you know?

神通广大的 ABC

我是英语字母表 ABC,虽然我只有三个字母,但我的本领可大了。这可不是我自夸,不信你瞧:

1. 我可以表示字母表。ABC 或 ABC's 表示字母表。如 I can say my ABC.
2. 我可以表示某一方面的基础知识。如 English ABC 表示英语基础知识。各种有关初级知识的书籍都可称为“ABC book”。
3. 我还是“美国广播公司”(American Broadcasting Company)和“澳大利亚广播公司”(Australian Broadcasting Company)的缩写。
4. 在外交上,我是指南美洲阿根廷(Argentina)、巴西(Brazil)、智利(Chile)三个大国的联盟。
5. 在英国,ABC 还特指“按字母顺序排列的火车时刻表”。
6. ABC 还代表第二次世界大战中对日本作战的“美国、英国和中国”。



延伸拓展

V Can you guess?

我的第一个字母在 BOWL 里,但不在 HOWL 里。
 我的第二个字母在 GRAPE 里,但不在 GROPE 里。
 我的第三个字母在 NUT 里,但不在 PUT 里。
 我的第四个字母在 PEAR 里,但不在 PEER 里。
 我的第五个字母在 SHINE 里,但不在 SHIRE 里。
 我的第六个字母在 PEACH 里,但不在 PERCH 里。

What am I? Can you guess?

打一种水果:_____

Unit 2 My Schoolbag

A



基础训练

I Listen and number.

小朋友,请听课本 A 部分 Let's learn 的录音,根据对话内容在相应的图片下写上数字。



()



()



()



()



()

II Read and fill in the blanks.

读一读,写一写。

Name	English book	Chinese book	math book	notebook	story-book
Amy	2	2	1	3	1
Chen Jie	1	2	2	5	3
Wu Yifan	3	1	3	2	1
Sarah	1	3	2	4	2
Zhang Peng	2	1	1	2	2

1.



How many books do you have?



I have _____. ____ English book, ____ Chinese books, ____ math books, ____ notebooks and ____ story-books.

2.




How many books do you have?



I have _____. ____ math books, ____ story-books, ____ Chinese books, ____ notebooks and ____ English book.

3.



How many books do you have?




I have _____. ____ story-book, ____ Chinese books, ____ notebooks, ____ English books and ____ math book.



III Look, read and judge.

小朋友，请你根据图示内容判断句子是否正确，并在相应的括号中打“√”或“×”。

1.



Put your pencil-case in your desk.

()

2.



Put your story-book on your head.

()

3.



Put your eraser under your English book.

()

4.



Put your notebook in your bag.

()

5.



Put your pencil in your Chinese book.

()

6.



Put your notebook near your pencil.

()



延伸拓展

IV Look, read and circle.

看一看，读一读，圈出不属同类的单词。

1.



monkey



mouse



lion



kite

2.



nurse



nose



teacher



man

3.



lock



key



kangaroo



door

4.



pen



noodles



bag



pencil

Unit 2 My Schoolbag

B



基础训练

I Listen and order.

小朋友,请听课本 B 部分 Let's talk 的录音,根据对话内容给相应的图片标上序号。



()



()



()



()

II Read and judge.

请你根据下表所示的内容判断下列对话,并在相应的括号中打“√”或“×”。

name							
Mike	3	2	12	2	1	5	2
John	2	3	11	1	2	8	3
Chen Jie	4	1	18	1	3	6	4
Zhang Peng	2	2	10	3	2	4	1

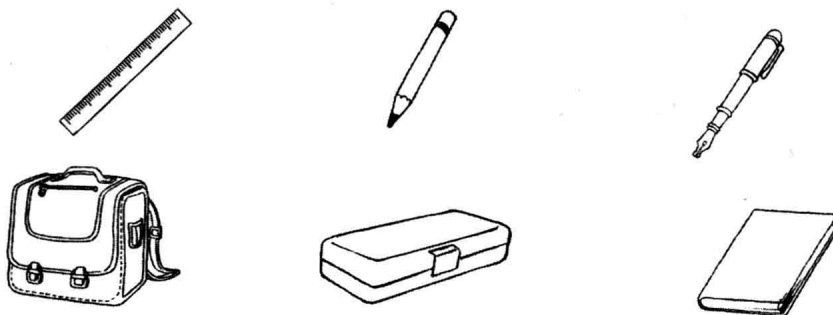
- Mike: How many rulers do you have?
John: I have two rulers.
()
- Chen Jie: How many pens do you have?
Mike: I have 3 pens.
()
- Mike: How many erasers do you have?
Chen Jie: I have 5 erasers.
()
- John: How many picture-books do you have?
Zhang Peng: I have 6.
()
- Zhang Peng: How many crayons do you have?
Mike: I have 12.
()
- John: How many pencils do you have?
Chen Jie: I have 3.
()



III Find, circle and match.

找一找,圈一圈,再连一连。

kyubgt ooxcbooktvpencilcaseeolpenmuwolm



qvfvpencil eo gnbhdsruleryjkmcxnbagrtyk




延伸拓展

IV Look at the pictures and fill in the blanks.


看图填空。



1



2



3



4

1. A: How many crayons do you have? B: I have _____.
2. A: How many _____ do you have? B: I have _____.
3. A: How many _____ do you have? B: I have _____.
4. A: How many erasers do you have? B: I have _____.

Unit 2 My Schoolbag

C



基础训练


I Listen and judge.

小朋友,请听课本 C 部分 Let's check 的录音,根据录音内容判断下列句子的对错。

- () 1. Chen Jie has a green bag. Mike has a red bag.
- () 2. There are 3 pencils in picture A. There are 4 books in picture B.
- () 3. There are four words in picture A. They're book, bag, pen and eraser.
- () 4. There is an eraser on John's nose. There is a book on Zhang Peng's head.

II Look, read and number.

看一看,读一读,并给图片标号。



1. A: Hi! I have a new schoolbag.
B: Really? What colour is it?

2. A: How many pencils and pens do you have?
B: I have 3 pencils and 2 pens.

3. A: Put your eraser on your nose.
B: Put your schoolbag on your head.

4. A: My schoolbag is heavy.
B: What's in it?

III Look, find and write.

在下列图片中找出你学过的文具,并把单词写下来。









IV Do you know?

汉堡包(hamburger)的由来

大多数小朋友可能对汉堡包已经非常熟悉了,但你们知道这种食品的由来吗?这种食品来源于移民北美的欧洲人。当发现美洲这块“新大陆”后,许多欧洲人纷纷移民到北美。他们中有一批人乘坐一艘名叫“汉堡—亚美利加”的邮轮前往北美。邮轮老板将船上的剩牛肉剁成碎末,掺上面包渣和洋葱做成一种面包肉饼,给船上的客人吃。这种饼既不是面包,也不是包子,人们便以这艘船将之命名为汉堡包。当这批移民到了北美之后,觉得这种饼非常实惠,便自己做来食用。久而久之,汉堡包成为北美著名的快餐食品。




延伸拓展


V Read, tick or cross.

请根据下列两幅图片所示的内容来判断句子,并在相应的括号中打“√”或“×”。

Picture 1



Picture 2



- () 1. In Picture 1, I can see 4 story-books and 3 notebooks on the desk.
In Picture 2, I can see 5 story-books and 4 notebooks on the desk.
- () 2. In Picture 1, I can see a pencil-case on the chair. In Picture 2, I can see a pencil-case near the chair.
- () 3. In Picture 2, I can see two schoolbags in the desk. In Picture 1, I can see a schoolbag in the desk.
- () 4. In Picture 1, I can see two pens under the desk. In Picture 2, I can see two pencils under the desk.
- () 5. In Picture 2, I can see an eraser near the pens. In Picture 1, I can see an eraser near the pencils.

Unit 3 My Friends

A



基础训练

I Listen and order.

小朋友,请听课本 A 部分 Let's learn 的录音,根据听到的内容给下面的图片排序。



()



()



()



()



()

II Read and choose the correct picture.

读句子,选择正确的图。

1. She has long hair and big eyes.




2. He has a small nose and a big mouth.



3. My friend is a boy. He's thin.



4. My best friend is Amy. She's quiet.



5. Zhang Peng is my new friend. He is tall. He is strong, too.

