

全新版新世纪走遍美国

视频理解4

Pamela McPartland-Fairman
Michael Berman
Linda Butler
Maggie Sokolik



CONNECT
WITH ENGLISH



北京大学出版社
PEKING UNIVERSITY PRESS

Connect

with **English**

全新版新世纪走遍美国

视频理解 4

Pamela McPartland-Fairman

Michael Berman

Linda Butler

Maggie Sokolik



北京大学出版社
PEKING UNIVERSITY PRESS

北京市版权局著作权合同登记号 图字 01-2008-1460

图书在版编目(CIP)数据

全新版新世纪走遍美国·视频理解 4/Pamela McPartland-Fairman 等编著. —北京: 北京大学出版社, 2008. 11

ISBN 978-7-301-14380-3

I. 全… II. P… III. 英语—听说教学—教材 IV. H319.9

中国版本图书馆 CIP 数据核字(2008)第 164900 号

Pamela McPartland-Fairman Michael Berman Linda Butler Maggie Sokolik

Connect with English, Video Comprehension Book 4

ISBN: 0-07-292762-3

Copyright © 1998 by the WGBH Educational Foundation and the Corporation for Public Broadcasting. All rights reserved. Printed in the United States of America. Except as permitted under the United States Copyright Act of 1976, no part of this publication may be reproduced or distributed in any form or by any means, or stored in a data base or retrieval system, without the prior written permission of the publisher.

All rights reserved. This edition is authorized for sale in the People's Republic of China only, excluding Hong Kong, Macao SARs and Taiwan.

此书只限在中华人民共和国境内(不包括中国香港、澳门特别行政区及台湾地区)销售。未经出版者预先书面许可,不得以任何方式复制或抄袭本书的任何部分。

本书封面贴有 McGraw-Hill 公司防伪标签,无标签者不得销售。

书 名: 全新版新世纪走遍美国·视频理解 4

著作责任者: Pamela McPartland-Fairman 等编著

责任编辑: 张建民

标准书号: ISBN 978-7-301-14380-3/H·2089

出版发行: 北京大学出版社

地 址: 北京市海淀区成府路 205 号 100871

网 址: <http://www.pup.cn>

电子信箱: zbing@pup.pku.edu.cn

电 话: 邮购部 62752015 发行部 62750672 编辑部 62755217 出版部 62754962

印 刷 者: 世界知识印刷厂

经 销 者: 新华书店

889 毫米×1194 毫米 16 开本 7 印张 170 千字

2008 年 11 月第 1 版 2008 年 11 月第 1 次印刷

定 价: 98.00 元(包括视频理解、会话练习、学习指导及光盘)

未经许可,不得以任何方式复制或抄袭本书之部分或全部内容。

版权所有,侵权必究

举报电话: (010)62752024 电子信箱: fd@pup.pku.edu.cn

TO THE TEACHER

The primary goal of each *Video Comprehension Book* is to help students build listening comprehension skills and gain a clear understanding of the characters and story line in the *Connect with English* video series.

This Introduction and the following Visual Tour provide important information on how each *Video Comprehension Book* and the corresponding video episodes can be successfully combined to teach English as a second or foreign language.

PROFICIENCY LEVEL:

The comprehension exercises found in each *Video Comprehension Book* are accessible to high-beginning through intermediate students. While the majority of the activities are written at the high-beginning level, special *What About You?* features found throughout the books allow teachers to raise or lower the level of difficulty of the materials according to their students' abilities. These *What About You?* activities encourage students to share their personal opinions and ideas related to the characters and the story. Many times, students are asked to predict what they think will happen next. Because of the open-ended nature of these activities, there are numerous opportunities for classroom discussion and debates. The *What About You?* feature can also be used as the basis for writing and journal activities, creating further possibilities for exploration of themes related to the *Connect with English* story.

LANGUAGE SKILLS:

The primary skill emphasized in each *Video Comprehension Book* is listening, along with recognition skills related to facial expressions, body language, and cultural nuances. Additional language skills/topics covered in each book include reading, oral communication, and vocabulary development.

OPTIONS FOR USE:

Each *Video Comprehension Book* can be used in a variety of different learning environments, including classroom, distance learning, tutorial, and/or independent study situations. Instructors may choose to show the video during class time, while simultaneously using the *Video Comprehension Book*. If access to televisions or VCRs is not possible, teachers can assign students to watch the video episodes in a library, language lab, or at home. Class time can then be used for review of the activities found in the *Video Comprehension Book*.

The *Video Comprehension Books* can easily be combined with other corresponding texts in the *Connect with English* print program. For classes with an emphasis on oral communication skills, *Conversation Books 1-4* contain a variety of multi-level pair, group, team, and whole-class activities based on important themes and events from each episode. For classes with a focus on grammatical structures, *Grammar Guides 1-4* provide multi-level practice in grammar and vocabulary and also include various options for reading and writing activities. Finally, there are 16 *Connections Readers* which offer students graded reading practice based on the *Connect with English* story. For additional information about the *Connect with English* print program, please refer to the inside back cover of this book.

A VISUAL TOUR

A Visual Tour of this Text

This visual tour is designed to introduce the key features of *Video Comprehension Book 4*. The primary focus of each *Video Comprehension Book* is to help students develop listening and story comprehension. *Video Comprehension Book 4* corresponds to episodes 37–48 of *Connect with English*, and it presents an assortment of activities dealing with various aspects of comprehension, including understanding main points, comprehending details, ordering, decoding, inference, analysis, and more.

The Opening Page

The first page of each chapter introduces key characters and themes from the corresponding video episode and builds on students' prior knowledge to help them predict upcoming events.

PREVIEW

This section presents a brief summary of the video episode. The three photos highlight key events from each of the three parts of the episode. The **Preview** section builds students' confidence as it gives them a base of contextualized clues about the characters and story line before they watch the video.

THE AUDITION

EPISODE
42

PREVIEW

In this episode, Nancy and Rebecca talk about the Mendoza brothers. Bill and Rebecca go to an audition.



Nancy and Rebecca at home



Bill and Rebecca in the waiting room



Rebecca at the audition

BEFORE You Watch

1 Look at the photos above. Complete the sentences. Choose the answers.

- _____ Rebecca needs to _____.
a. go out with Ramón b. go out with Alberto c. study for her exams
- _____ Bill and Rebecca have to _____ before they can audition.
a. wait b. pay c. finish their exams
- _____ Rebecca _____ to wait a long time.
a. wants b. doesn't want c. likes
- _____ Rebecca _____ at the audition.
a. sings a song b. plays the piano c. writes a song

2 What is Rebecca's song called? Check (✓) the answer.

- _____ a. "Two Brothers" _____ b. "Dream Catcher" _____ c. "My Song"

What About You?

How do you feel about waiting? Check (✓) your answer.

- _____ I like to wait.
- _____ I don't like to wait.
- _____ I hate to wait!

EPISODE 42 page 1

BEFORE You Watch

Activities in this section help students further identify the characters and story line. This particular example is a multiple-choice activity which utilizes students' prior knowledge and calls upon their ability to make inferences about the information presented in the photos, captions, and speech bubbles on this page.

What About You?

What About You? activities provide open-ended questions that encourage students to express their personal feelings, opinions, and reactions to the events and characters in the story. Whenever possible, language prompts or cues are used to provide linguistic support for lower-level students. At the same time, these activities create a springboard for more sophisticated discussions among students who are at higher levels of oral proficiency. The **What About You?** activities can also be used as optional writing assignments.

WATCH FOR MAIN IDEAS

This first viewing activity asks students to watch the entire episode with the purpose of focusing on major story highlights.

WATCH FOR MAIN IDEAS
Watch all of EPISODE 42, "The Audition."

WHILE You Watch

3 Where does Rebecca study? Check (✓) all the answers.

1. at home

2. in the library

3. in the waiting room

4. in the recording studio

AFTER You Watch

4 How much do you remember about the story? Put the sentences in order from 1 to 5. Then write the sentences in the correct order below.

a. _____ Rebecca and Bill take an exam.
b. _____ Rebecca and Bill wait a long time for their audition.
c. 1 Nancy asks Rebecca about Alberto.
d. _____ Rebecca sings "Dream Catcher" for The Moles' manager.
e. _____ Bill and Rebecca arrive at the studio for their audition.

1. Nancy asks Rebecca about Alberto.
2. _____
3. _____
4. _____
5. _____

EPISODE 42 page 2

Variety of Activity Types

A variety of different types of activities are included in each chapter, including multiple-choice, sentence completion, true/false, circling, and checking activities. The numbered activities are designed to be accessible to students engaged in independent study — at home, in a language lab, or any place where they have access to a TV and VCR. However, instructors can modify most of these activities into much more elaborate conversation and/or writing topics. For example, in the first sentence in Activity 5, we learn that Nancy thinks that Ramón wants to date Rebecca. In a classroom setting, instructors can start a discussion by simply asking the question, "Why?"

WHILE You Watch

The **While You Watch** section provides a focused viewing activity dealing with specific people, places, things, and/or events central to the development of the story.

AFTER You Watch




Activities in the **After You Watch** section ask students to recall specific information about the story. The first activity is usually a sequencing exercise dealing with the order of the major events in the episode. Many of the activities in this section also include an emphasis on recognition skills for facial expressions, body language, and cultural nuances.

5 Who does these things? Circle the answers.

1. Who thinks Ramón wants to date Rebecca? Nancy/Bill
2. Who thinks Rebecca only has time for school? Rebecca/Nancy
3. Who gives an exam? The Moles/Professor Thomas
4. Who wants to leave the audition early? Rebecca/Bill
5. Who leaves the music studio early? Rebecca/The Moles
6. Who calls home? Bill/the manager

6 Where are Bill and Rebecca? Match the sentences with the pictures.

1. _____ They are in the studio.
2. _____ They are in the waiting room.
3. _____ They are at the music school.

a.  b.  c. 

What About YOU? What do you think will happen? Check (✓) Yes or No.

1. Will Rebecca pass her exams? Yes _____ No _____
2. Will The Moles call Bill? Yes _____ No _____
3. Will The Moles call Rebecca? Yes _____ No _____

EPISODE 42 page 3


WATCH FOR DETAILS

Watch PART 1.

WHILE You Watch

7 Who is speaking? Write **R** for Rebecca, or **N** for Nancy.

- ___ "I saw Alex's father leaving."
- ___ "Ramón is such a great dad."
- N** "There's something in the way he looks at you."
- ___ "You'll pass your exams."
- ___ "I've got to!"



AFTER You Watch

8 How much do you remember about the story? Use the words in the box to complete the sentences.

coffee exam father note present schoolwork

- Rebecca drinks _____ while she studies.
- Nancy says she saw Alex's father leaving the house.
- Rebecca says Ramón brought her a _____ from Alex.
- Rebecca can't think about dating. She can only think about her _____.
- At school, Bill and Rebecca take an _____.
- Bill gives Rebecca a _____ about the audition.

What About You? What is your opinion? Check Yes or No.

	Yes	No
1. Can Rebecca date and be a good student?	<input type="checkbox"/>	<input type="checkbox"/>
2. Is Nancy worried about Rebecca?	<input type="checkbox"/>	<input type="checkbox"/>

EPISODE 42 page 4

WATCH FOR DETAILS

The Watch for Details section helps students develop a more specific understanding of the video story. Each video episode is divided into three viewing sections, labeled on-screen as Part 1, Part 2, and Part 3. In this section of the book, students are asked to view one part at a time, and comprehension is checked with more detailed activities regarding the characters and their experiences.

WHILE You Watch

Many of the While You Watch activities in Video Comprehension Book 4 require students to listen and watch carefully in order to identify speakers, key vocabulary, or completed actions or events. In this example, students listen for specific lines spoken by each character, giving them practice in listening for details.


AFTER You Watch

The After You Watch activities continue to check students' comprehension of the story and help to solidify their understanding of the subtle nuances related to the characters' feelings and emotions.

Watch PART 2.

WHILE You Watch

9 Who do Bill and Rebecca talk to? Check the answer.



- The Moles
- the manager
- the engineer


AFTER You Watch

10 How much do you remember about the story? Check True or False.

	True	False
1. Rebecca goes to the audition with Bill.	<input checked="" type="checkbox"/>	<input type="checkbox"/>
2. The band members talk to Bill and Rebecca.	<input type="checkbox"/>	<input type="checkbox"/>
3. The manager brings Bill and Rebecca drinks.	<input type="checkbox"/>	<input type="checkbox"/>
4. While she waits, Rebecca studies for an exam.	<input type="checkbox"/>	<input type="checkbox"/>
5. Bill and Rebecca sing their songs for The Moles.	<input type="checkbox"/>	<input type="checkbox"/>
6. Bill and Rebecca decide to go home.	<input type="checkbox"/>	<input type="checkbox"/>
7. Ramón looks at pictures from the retirement party.	<input type="checkbox"/>	<input type="checkbox"/>
8. Ramón gets angry when he sees a picture of Rebecca and Alberto dancing.	<input type="checkbox"/>	<input type="checkbox"/>

11 What do you know about Rebecca? Check the answer that is true.

- Rebecca is excited about the audition.
- She practices her guitar in the waiting room.
- She doesn't want to wait for the audition.



EPISODE 42 page 5


Watch PART 3.

WHILE You Watch

12 Listen to Rebecca's song. Circle the words she sings.

Dream Catcher

"All the lights/houses are shining bright down in the city/street.
Shining like a million dollars/dreams...
Sometimes I feel/look like I'm upside-down.
And all those dreams are going/falling right past me...
Everybody needs a dream catcher,
Someone to be there when your dreams start/need to fall...
Everybody needs/keeps a dream catcher,
Someone to be there when the old/bad dreams are all you can see...
Dream catcher... catch dreams/me."



AFTER You Watch

13 How much do you remember about the story? Circle the answers.

- The band had to leave/wait.
- The manager makes dinner/tapes for Bill and Rebecca.
- The manager calls the band/his wife.
- Only Bill/Bill and Rebecca auditioned.
- Rebecca/Bill wrote the song "Dream Catcher."

What About You? What is your opinion? Check I agree or I disagree.

	I agree	I disagree
1. The Moles are nice people.	<input type="checkbox"/>	<input type="checkbox"/>
2. Bill and Rebecca are good musicians.	<input type="checkbox"/>	<input type="checkbox"/>

EPISODE 42 page 6

Discussion Topics Encourage Conversation

The What About You? activity shown here asks students to share their opinions on certain issues occurring in this episode. These questions can be used as a basis for in-class discussions in which students discuss and compare their impressions of the events in the story.

HIGHLIGHTS

The **Highlights** page offers students an opportunity to explore various cultural and language points from the story.

CULTURE

These boxes expand on subject matter found in the video by providing cultural information about life in the United States and Canada. In this example, students learn that the entertainment business is very important. This topic is explored because two of the main characters in the story go to a music audition for a popular band. An open-ended **What About You?** activity always follows the culture point and encourages students to compare and contrast their understanding of this new information with the corresponding cultural situation in their own countries.


EXPRESSIONS

In this section, students have an opportunity to work with some of the key idioms and expressions from the episode. Only those expressions which were presented in the context of the video story are included in this section. Care has been taken to ensure that the vocabulary features high-frequency items that students might encounter in conversational American English.


HIGHLIGHTS

CULTURE


In the United States and Canada, entertainment is an important business. Here are some different types of entertainment.




television



movies



music



live theater


What About You? What type of entertainment do you enjoy? Check (✓) your answers.

<input type="checkbox"/> television	<input type="checkbox"/> movies
<input type="checkbox"/> music	<input type="checkbox"/> live theater

EXPRESSIONS

14 Match the underlined words from the story with their meanings. Choose the answers.

- _____ Nancy: "Studying for exams can burn up energy."
 - a. keep up b. give you c. use up
- _____ a Rebecca: "You can say that again!"
 - a. That's true! b. Please repeat that! c. Keep talking!
- _____ The manager: "He's tied up right now."
 - a. sick b. sleeping c. busy
- _____ The manager: "I want to get out of here."
 - a. stop b. leave c. help



EPISODE 42 page 7

REVIEW AND DISCUSS

STORY SUMMARY

15 Use the words in the box to complete the story summary for Episode 42.

✓ audition band drink final guitar listen manager
phone record school sings study talk wait


Nancy and Rebecca _____ (1) coffee together while they _____ (2) about Ramón and Alberto. They also discuss _____ (3). Rebecca has to _____ (4) more. Bill and Rebecca take a _____ (5) exam. Then they go to their _____ (6) audition. They have to _____ (7) a long time, and then the _____ (8) leaves. The _____ (9) agrees to let them _____ (10) their songs. Bill _____ (11) first, but the manager doesn't _____ (12). He makes a _____ (13) call. Next, Rebecca sings her song, called "Dream Catcher." She also plays her _____ (14).

VIEWPOINTS

16 Watch the video discussion group. What does Rosalba mean? Complete the sentences. Choose the answers.

- _____ Rosalba is talking about _____
 - a. Rebecca b. Nancy
- _____ Rosalba thinks Rebecca should study and _____
 - a. have a boyfriend b. call her brother

I don't think it's fair that she has to choose between her music and someone. I think she should have it all.



Rosalba Solís,
Mexico

What About You? What is your opinion? Check (✓) True or False.

1. I sometimes have to choose between work and a friend.	True	False		
2. It is difficult to choose between work and a friend.	_____	_____		

EPISODE 42 page 8

REVIEW AND DISCUSS

This final page of each chapter gives students the opportunity to review the entire episode and offers a chapter-culminating discussion topic.

STORY SUMMARY

In this section, students summarize the episode by selecting and inserting key vocabulary used in the video or earlier in the chapter. As in every exercise in the chapter, a sample answer is provided.

VIEWPOINTS

Activities found in the **Viewpoints** section are based on the final review portion of the video episode. In this part of the video, various non-native English speakers from around the world talk about the episode and share their personal feelings about things that happened. Students using *Video Comprehension Book 4* are asked to interpret and react to these comments and ideas in a final **What About You?** activity.

HOW TO USE THIS BOOK

CONNECT WITH ENGLISH is a story to help you learn English. Watch the program by yourself, in a classroom, or with family or friends. Record the program so you can watch it again. The episodes are closed-captioned. Turn on your captioning system to see the words on the screen and get extra help in following the story.

This book will help you understand the story. Each episode has three parts. Before you watch the episode, look at the pictures in the *Preview* section. These pictures will show you some of the most important events from each part of the episode. The activities underneath the pictures will also help you get ready to watch.

Watch the episodes as many times as you need to. If you can, watch the whole episode one time through. Then you can go back and watch each part of the episode again. As you watch, you will see on-screen labels that say Part 1, Part 2, and Part 3. At the end of each episode, you will also see a group of students talk about the story.

The activities in the *Watch for the Main Ideas* and the *Watch for the Details* sections will help you learn the most important things that happen in each episode.

When you see a *What About You?* activity, you have a chance to talk about your own ideas and opinions about the **Connect with English** story. Discuss the questions and answers with your friends, family, or classmates. Your teacher might even ask you to write about your ideas.

In the *Highlights* section, a *Culture* box will tell you about life in the United States and Canada. In this section, you will also have a chance to talk about your country and how it is similar to or different from what you have learned about the United States and Canada. The *Expressions* section will help you understand some common American English phrases and expressions that the characters say in the episode.

On the last page of every chapter, a *Story Summary* reviews everything that happened in the episode. Look back through the activities you have already completed for help in doing the summary. The *Viewpoints* section gives you a chance to hear what some other English students think about **Connect with English**.

Remember, as you use this book, here's how you can *connect* with English: watch and record the episodes, read the book, and talk about the program with your family, friends, or classmates. Most of all, have fun and enjoy the story!

THE STORY SO FAR



- 1.** Rebecca Casey is a singer. She leaves Boston and goes to music school in San Francisco.



- 2.** In San Francisco, Rebecca stays with her godmother, Nancy Shaw. She meets many new friends.



- 3.** Rebecca goes on a date with Alberto Mendoza. She meets Alberto's parents and his brother, Ramón.



- 4.** Rebecca gets a job at an after-school program. Ramón's son, Alex, and Alex's friend Vincent both go to the program.



- 5.** Ramón and Rebecca become very good friends.



- 6.** Rebecca gets bad news about her father's health. She goes home to Boston.



- 7.** Rebecca's father had a serious heart attack.



- 8.** Rebecca and Kevin meet their uncle Brendan for the first time. He comes to Boston to see his brother, Patrick.



- 9.** Patrick Casey dies. Friends and family go to his funeral.



10. Rebecca and Kevin find some important things in their father's safe deposit box.



11. Rebecca and Kevin talk about the future. Kevin is very upset about his father.



12. Uncle Brendan and Aunt Anne want to help. They invite Kevin and Rebecca to visit their farm in Illinois.



13. Rebecca and Kevin help their friend Sandy. Sandy's boyfriend hits her, and she wants to leave him.



14. The police arrest Sandy's boyfriend Jack. Sandy goes to stay in a shelter—a safe place.



15. Rebecca and Kevin decide to leave Boston and go to Uncle Brendan's farm for a while.

LOOKING AHEAD

In this part of the story, Kevin decides where he will live. Rebecca goes back to her life in San Francisco. The Mendozas and the Wangs solve some family problems, and everyone celebrates a very happy New Year.



What About you?

What is your opinion? Check (✓) *I agree* or *I disagree*.

- Patrick Casey was a good father.
- It is a good idea for Rebecca and Kevin to go to the farm.
- Sandy should try to help Jack.
- Rebecca should go back to music school.

I agree

I disagree

_____	_____
_____	_____
_____	_____
_____	_____

TABLE OF CONTENTS

To the Teacher	v
A Visual Tour	vi
How to Use this Book	x
The Story So Far	xi

EPISODE 37



Thanksgiving

The Caseys celebrate Thanksgiving on the farm. Rebecca learns a family secret.

Culture Focus: Thanksgiving

EPISODE 38



Starting Over

Rebecca returns to San Francisco. She goes to see Emma Washington and gets some bad news.

Culture Focus: Men and Emotion

EPISODE 39



The Pressure's On

Rebecca talks to Professor Thomas at the San Francisco College of Music. She makes an important decision about her classes.

Culture Focus: Ways to Spend the Holidays

EPISODE 40



Sharing Feelings

Ramón and Alberto have an honest talk about their personal lives. Bill asks Rebecca to go to an audition.

Culture Focus: Family Relationships

EPISODE 41



Unexpected Offers

Mr. and Mrs. Wang receive an important letter from Taiwan. Rebecca is surprised by an invitation from Ramón.

Culture Focus: Christmas in the United States and Canada

EPISODE

42



The Audition

Nancy and Rebecca talk about the Mendoza brothers. Bill and Rebecca go to a music audition.

Culture Focus: The Entertainment Business

EPISODE

43



Dream Catcher

Alberto has something important to tell Rebecca. Bill talks about Rebecca and the music business.

Culture Focus: Final Exams

EPISODE

44



Gifts

Alberto and Rebecca talk about their relationship. Rebecca spends Christmas with Ramón at the community center.

Culture Focus: Volunteer Work

EPISODE

45



True Love

Rebecca and Ramón exchange Christmas presents. Rebecca gets an exciting telephone call from Kevin.

Culture Focus: Smoking

EPISODE

46



Friendship

Kevin visits Rebecca in San Francisco. Alex and Vincent make plans for New Year's Eve.

Culture Focus: Changing Jobs and Homes

EPISODE

47



The Lost Boys

Alex and Vincent spend New Year's Eve together. Their parents don't know where they are.

Culture Focus: Outdoor Activities

EPISODE

48



A Very Good Year

Ramón and the Wangs find Alex and Vincent. Everyone celebrates New Year's Eve together.

Culture Focus: New Year's Eve Traditions

Discussion Group Index
Character Index

THANKSGIVING

EPISODE
37

PREVIEW

In this episode, Rebecca and Kevin meet their cousin, Michael, and his family. Rebecca learns a family secret.



I would like to propose a toast to our new cousins from Boston.

The Casey family at the table



Your dad tells me you teach a computer course.

Kevin and Michael in the family room



Can I ask you something personal?

Brendan and Rebecca in the truck

BEFORE You Watch

1 Look at the photos above. Use the words in the box to complete the sentences.

cousins dinner question ✓ son teacher

1. The Caseys eat a big _____.
2. Rebecca and Kevin are Michael's _____.
3. Michael is a _____.
4. Michael is Brendan's **son**.
5. Rebecca has a _____ for Brendan.

2 What do you know about the Casey family? Check (✓) the sentence that *is not true*.

- _____ a. They welcome Kevin and Rebecca to the farm.
_____ b. They are glad to spend Thanksgiving together.
_____ c. They want Kevin and Rebecca to go back to Boston.

What About
you?

How big is your family? Write the number.

_____ brothers _____ sisters _____ uncles _____ aunts
_____ cousins _____ sons _____ daughters



WATCH FOR MAIN IDEAS

Watch all of EPISODE 37, "Thanksgiving."

WHILE You Watch


3 Who are these people? Circle their names.



1. Anne / Peggy



2. Kevin / Michael



3. Michael / Brendan



4. Erin and Katie /
Peggy and Anne

AFTER You Watch

4 How much do you remember about the story? Check (✓) True or False.

- The Caseys have Thanksgiving dinner.
- Kevin decides to return to Boston.
- Rebecca decides to return to school.
- Brendan tells Rebecca a family secret.
- Anne takes Rebecca to the airport.

True	False
✓	

5 What does Rebecca do on Thanksgiving? Check (✓) all the answers.



1. She helps cook dinner.



2. She plays soccer.



3. She sings a song.



4. She eats dinner.



6 What do you know about these people? Circle the answers.

1. Kevin/Michael plays soccer with Erin and Katie.
2. Michael/Brendan teaches a computer class.
3. Kevin/Rebecca is going back to San Francisco.
4. Rebecca/Brendan talks to Kevin about their parents.
5. Rebecca/Kevin talks to Brendan about Patrick.

7 What does Kevin decide to do? Circle the answer.

What About you?

What do you think will happen? Check (✓) Yes or No.

- | | Yes | No |
|--|-------|-------|
| 1. Will Kevin like living on the farm? | _____ | _____ |
| 2. Will Kevin go to college? | _____ | _____ |
| 3. Will Rebecca be happy in San Francisco? | _____ | _____ |



Watch PART 1.

WHILE You Watch

8 What do the Caseys cook for their Thanksgiving dinner? Check (✓) all the answers.



1. bread



2. hamburgers



3. turkey



4. sweet potatoes



5. spaghetti

AFTER You Watch

9 How much do you remember about the story? Put the photos in order from 1 to 5.

a. _____

b. _____

c. 1

d. _____

e. _____

1 Welcome to the Casey farm.



a.

Mom, where are the girls?



b.

...and this is Erin, and this is Katie.



c.

Let's eat!



d.

Kevin has decided to put up with us so that his sister can go back to college.



e.

10 How does Michael feel about his cousins? Check (✓) the sentence that is not true.

1. _____ He is glad to meet Rebecca and Kevin.

2. _____ He is happy that Kevin is working in the barn.

3. _____ He thinks that Kevin should get a job.