

全新版新世纪走遍美国

视频理解 1

Pamela McPartland-Fairman
Michael Berman
Linda Butler
Maggie Sokolik

CONNECT
WITH ENGLISH



北京大学出版社
PEKING UNIVERSITY PRESS

Connect

with **English**

全新版新世纪走遍美国

视频理解 1

Pamela McPartland-Fairman

Michael Berman

Linda Butler

Maggie Sokolik



北京大学出版社
PEKING UNIVERSITY PRESS

北京市版权局著作权合同登记号 图字 01-2008-1457

图书在版编目(CIP)数据

全新版新世纪走遍美国. 视频理解 1/Pamela McPartland-Fairman 等编著. —北京: 北京大学出版社, 2008. 11

ISBN 978-7-301-14377-3

I. 全… II. P… III. 英语—听说教学—教材 IV. H319.9

中国版本图书馆 CIP 数据核字(2008)第 164905 号

Pamela McPartland-Fairman Michael Berman Linda Butler Maggie Sokolik

Connect with English, Video Comprehension Book 1

ISBN: 0-07-292753-4

Copyright © 1998 by the WGBH Educational Foundation and the Corporation for Public Broadcasting. All rights reserved. Printed in the United States of America. Except as permitted under the United States Copyright Act of 1976, no part of this publication may be reproduced or distributed in any form or by any means, or stored in a data base or retrieval system, without the prior written permission of the publisher.

All rights reserved. This edition is authorized for sale in the People's Republic of China only, excluding Hong Kong, Macao SARs and Taiwan.

此书只限在中华人民共和国境内(不包括中国香港、澳门特别行政区及台湾地区)销售。未经出版者预先书面许可,不得以任何方式复制或抄袭本书的任何部分。

本书封面贴有 McGraw-Hill 公司防伪标签,无标签者不得销售。

书 名: 全新版新世纪走遍美国·视频理解 1

著作责任者: Pamela McPartland-Fairman 等编著

责任编辑: 刘 爽

标准书号: ISBN 978-7-301-14377-3/H·2086

出版发行: 北京大学出版社

地 址: 北京市海淀区成府路 205 号 100871

网 址: <http://www.pup.cn>

电子信箱: zbing@pup.pku.edu.cn

电 话: 邮购部 62752015 发行部 62750672 编辑部 62755217 出版部 62754962

印 刷 者: 北京宏伟双华印刷有限公司

经 销 者: 新华书店

889 毫米×1194 毫米 16 开本 7 印张 170 千字

2008 年 11 月第 1 版 2008 年 11 月第 1 次印刷

定 价: 98.00 元(包括视频理解、会话练习、学习指导及光盘)

未经许可,不得以任何方式复制或抄袭本书之部分或全部内容。

版权所有,侵权必究

举报电话: (010)62752024 电子信箱: fd@pup.pku.edu.cn

TO THE TEACHER

The primary goal of each *Video Comprehension Book* is to help students build listening comprehension skills and gain a clear understanding of the characters and story line in the *Connect with English* video series.

This Introduction and the following Visual Tour provide important information on how each *Video Comprehension Book* and the corresponding video episodes can be successfully combined to teach English as a second or foreign language.

PROFICIENCY LEVEL:

The comprehension exercises found in each *Video Comprehension Book* are accessible to highbeginning through intermediate students. While the majority of the activities are written at the high-beginning level, special *What About You?* features found throughout the books allow teachers to raise or lower the level of difficulty of the materials according to their students' abilities. These *What About You?* activities encourage students to share their personal opinions and ideas related to the characters and the story. Many times, students are asked to predict what they think will happen next. Because of the open-ended nature of these activities, there are numerous opportunities for classroom discussion and debates. The *What About You?* feature can also be used as the basis for writing and journal activities, creating further possibilities for exploration of themes related to the *Connect with English* story.

LANGUAGE SKILLS:

The primary skill emphasized in each *Video Comprehension Book* is listening, along with recognition skills related to facial expressions, body language, and cultural nuances. Additional language skills/topics covered in each book include reading, oral communication, and vocabulary development.

OPTIONS FOR USE:

Each *Video Comprehension Book* can be used in a variety of different learning environments, including classroom, distance learning, tutorial, and/or independent study situations. Instructors may choose to show the video during class time, while simultaneously using the *Video Comprehension Book*. If access to televisions or VCRs is not possible, teachers can assign students to watch the video episodes in a library, language lab, or at home. Class time can then be used for review of the activities found in the *Video Comprehension Book*.

The *Video Comprehension Books* can easily be combined with other corresponding texts in the *Connect with English* print program. For classes with an emphasis on oral communication skills, activities based on important themes and events from each episode. For classes with a focus on grammatical structures, *Grammar Guides 1—4* provide multi-level practice in grammar and vocabulary and also include various options for reading and writing activities. Finally, there are 16 *Connections Readers* which offer students graded reading practice based on the *Connect with English* story. For additional information about the *Connect with English* print program, please refer to the inside back cover of this book.

A VISUAL TOUR

A Visual Tour of This Text

This visual tour is designed to introduce the key features of *Video Comprehension Book 1*. The primary focus of each *Video Comprehension Book* is to help students develop listening and story comprehension. *Video Comprehension Book 1* corresponds to episodes 1—12 of *Connect with English*, and it presents an assortment of activities dealing with various aspects of comprehension, including understanding main points, comprehending details, ordering, decoding, inference, analysis, and more.


The Opening Page

The first page of each chapter introduces key characters and themes from the corresponding video episode and builds on students' prior knowledge to help them predict upcoming events.

EPISODE
7


LEAVING HOME

PREVIEW In this episode, Rebecca gets some surprises. She says goodbye and starts her trip to San Francisco.




1. What's this?
It's your new car.

Mr. Casey outside the apartment building



You need to help him keep the place clean, buy the groceries.

Kevin and Rebecca in Rebecca's room



I have something for you, too.

Kevin, Rebecca, and Sandy outside the apartment building


BEFORE You Watch

1 Look at the photos above. Use the words in the box to complete the sentences.


car	help	Kevin	presents	Sandy
-----	------	-------	----------	-------

1. Mr. Casey gives Rebecca a _____ car.
2. Rebecca talks to _____ about cleaning and shopping.
3. Kevin will have to _____ his father.
4. _____ comes to say goodbye.
5. Kevin and Sandy have some _____ for Rebecca.

What About You? How do you feel before a long trip?
I feel _____



...excited and happy



...a little scared

episode 7 page 1

PREVIEW

This section presents a brief summary of the video episode. The three photos highlight key events from each of the three parts of the episode. The **Preview** section builds students' confidence as it gives them a base of contextualized clues about the characters and story line before they watch the video.

BEFORE You Watch

Activities in this section help students further identify the characters and story line. This particular example is a sentence completion activity which utilizes students' prior knowledge and calls upon their ability to make inferences about the information presented in the photos, captions, and speech bubbles on this page.

What About you?

What About You? activities provide open-ended questions that encourage students to express their personal feelings, opinions, and reactions to the events and characters in the story. Whenever possible, language prompts or cues are used to provide linguistic support for lower-level students. At the same time, these activities create a springboard for more sophisticated discussions among students who are at higher levels of oral proficiency. The **What About You?** activities can also be used as optional writing assignments.

WATCH FOR MAIN IDEAS


This first viewing activity asks students to watch the entire episode with the purpose of focusing on major story highlights.

WATCH FOR MAIN IDEAS


Watch all of EPISODE 7, "Leaving Home."

WHILE You Watch


2 What presents does Rebecca get? Check (✓) all the answers.




1. a car




2. a necklace



3. a diary



4. a key ring



5. some flowers

AFTER You Watch

3 How much do you remember about the story? Put the sentences in order from 1 to 8.

a. _____ Rebecca takes her father and Kevin for a drive.

b. _____ 1 Mr. Casey gives Rebecca a car.

c. _____ Rebecca thanks her father.




d. _____ Kevin talks to his sister.

e. _____ Rebecca packs her suitcases.

f. _____ Mr. Casey gives Rebecca her mother's necklace.

g. _____ Rebecca visits her mother's grave.

h. _____ Rebecca leaves home.

EPISODE 7 page 2

Variety of Activity Types

A variety of different types of activities are included in each chapter, including multiple-choice, sentence completion, true/false, circling, and checking activities. The numbered activities are designed to be accessible to students engaged in independent study—at home, in a language lab, or any place where they have access to a TV and VCR. However, instructors can modify most of these activities into much more elaborate conversation and/or writing topics. For example, in the first sentence in Activity 4, we learn that Rebecca is surprised to get a car from her father. In a classroom setting, instructors can start a discussion by simply asking the question, "Why?"

WHILE You Watch

The **While You Watch** section provides a focused viewing activity dealing with specific people, places, things, and/or events central to the development of the story.

AFTER You Watch

Activities in the **After You Watch** section ask students to recall specific information about the story. The first activity is usually a sequencing exercise dealing with the order of the major events in the episode. Many of the activities in this section also include an emphasis on recognition skills for facial expressions, body language, and cultural nuances.

WATCH FOR MAIN IDEAS

Watch all of EPISODE 7, "Leaving Home."

4 How does Rebecca feel? Circle the answers.

1. Rebecca is surprised / upset about the car.
2. She likes / doesn't like the car.
3. She is unhappy / nervous about leaving home.
4. She wants / doesn't want her mother's necklace.
5. She is sorry / happy to have Sandy's present.
6. She feels angry / worried about her father.

5 What do you know about Kevin? Check (✓) Yes or No.

	Yes	No
1. Is Kevin happy that Rebecca has a car?	<input checked="" type="checkbox"/>	<input type="checkbox"/>
2. Does he want to help Rebecca?	<input type="checkbox"/>	<input type="checkbox"/>
3. Is he happy that Rebecca can go to music school?	<input type="checkbox"/>	<input type="checkbox"/>
4. Does he want Rebecca to stay in Boston?	<input type="checkbox"/>	<input type="checkbox"/>
5. Will he miss his sister?	<input type="checkbox"/>	<input type="checkbox"/>

6 What does Mr. Casey want? Check (✓) the answer that is **not** true.

- _____ a. He wants Rebecca to have a safe trip.
- _____ b. He wants Rebecca to be happy.
- _____ c. He wants to go to San Francisco with Rebecca.

What About You? What do you think will happen? Check (✓) Yes or No.

	Yes	No
1. Will Rebecca have a safe trip to San Francisco?	<input type="checkbox"/>	<input type="checkbox"/>
2. Will her father and Kevin be OK alone?	<input type="checkbox"/>	<input type="checkbox"/>

EPISODE 7 page 3

WATCH FOR DETAILS

Watch PART 1.

WHILE You Watch

7 Who is speaking? Write R for Rebecca, K for Kevin, or D for Dad.

- R "I'm on the phone."
- "Dad's downstairs. He wants to show you something."
- "Dad! You're joking!"
- "So, are we going for a ride?"
- "It's got a good radio and tape deck."
- "You'll be OK."

AFTER You Watch

8 How much do you remember about the story? Check (✓) True or False.

	True	False
1. Rebecca says goodbye to Aunt Molly on the phone.	<input checked="" type="checkbox"/>	<input type="checkbox"/>
2. Mr. Casey gives a used car to Rebecca.	<input type="checkbox"/>	<input type="checkbox"/>
3. The car is outside their apartment building.	<input type="checkbox"/>	<input type="checkbox"/>
4. Rebecca will pay her father for the car.	<input type="checkbox"/>	<input type="checkbox"/>
5. Mr. Casey drives the car.	<input type="checkbox"/>	<input type="checkbox"/>

9 How do these people feel? Complete the sentences. Choose the answers.

- c Mr. Casey is excited about his surprise for Rebecca.
a. worried b. sorry c. excited
- _____ Rebecca is _____ the car.
a. angry about b. happy with c. disappointed with
- _____ Kevin is _____ Rebecca.
a. happy for b. angry at c. worried about
- _____ Rebecca will miss _____.
a. San Francisco b. Boston c. her old job
- _____ Rebecca feels _____ about leaving home.
a. nervous b. sorry c. angry

EPISODE 7 page 4

AFTER You Watch

The **After You Watch** activities continue to check students' comprehension of the story and help to solidify their understanding of the subtle nuances related to the characters' feelings and emotions.

Watch PART 3.

WHILE You Watch

10 What does Rebecca say? Circle the words you hear.

- "Oh, Sandy, a diary! It's perfect / wonderful!" 4. "Put it in the back seat / trunk."
- "What about the other / bad stuff?" 5. "I'll try and do the best I can / my very best."
- "A four-leaf clover! I'll need it / I love it."

AFTER You Watch

11 How much do you remember about the story? Put the sentences in order from 1 to 5.

- _____ Rebecca says goodbye.
- _____ Sandy gives Rebecca a diary.
- _____ Kevin gives Rebecca a key ring.
- _____ Rebecca visits her mother's grave.
- _____ 1 Kevin puts Rebecca's suitcases in the car.

12 What happens? Use the words in the box to complete the sentences.

about her trip to call home for good luck Rebecca's diary to worry

- Sandy hopes Rebecca will write about her trip.
- Sandy wants to read _____.
- Kevin gives Rebecca something _____.
- Mr. Casey asks Rebecca _____.
- Mr. Casey tells Rebecca not _____.

What About YOU? In the United States, four-leaf clovers bring good luck. What brings good luck in your country?
In my country, _____ bring / brings good luck.

EPISODE 7 page 5

WATCH FOR DETAILS

The **Watch for Details** section helps students develop a more specific understanding of the video story. Each video episode is divided into three viewing sections, labeled on-screen as Part 1, Part 2, and Part 3. In this section of the book, students are asked to view one part at a time, and comprehension is checked with more detailed activities regarding the characters and their experiences.

WHILE You Watch

Many of the **While You Watch** activities in *Video Comprehension Book 1* require students to listen and watch carefully in order to identify speakers, key vocabulary, or completed actions or events. In this example, students listen for specific lines spoken by each character, giving them practice in listening for details.

Watch PART 2.

WHILE You Watch

10 What happens? Circle the answers.

- Rebecca packs a lot of / a few bags.
- Rebecca gives her father / Kevin a list of things to remember.
- Rebecca is worried / happy about leaving.
- Mr. Casey talks about Rebecca's mother / aunt.

AFTER You Watch

11 How much do you remember about the story? Circle the answers.

- Who is packing? Rebecca / Kevin
- Who made a list of things to remember? Rebecca / Kevin
- Who will have to help more at home? Rebecca / Kevin
- Who gives Rebecca a present? Mr. Casey / Kevin
- Who did the necklace belong to? Rebecca's mother / Mr. Casey's mother

12 What makes Rebecca happy? Check (✓) the answers that are true.

Rebecca is happy to . . .

- go to music school.
- have a lot of suitcases.
- wear her mother's necklace.
- leave her family.
- know her father loves her.

What About YOU? Complete the sentence. Circle your answer.

I _____ say "I love you" to people in my family.

- always
- sometimes
- never

EPISODE 7 page 5

Discussion Topics Address Cultural Differences

The **What About You?** activities shown here focus on specific cultural topics reflected in the video: saying "I love you" to people in your family and using good luck symbols. These questions can be used as a basis for in-class discussions related to the students' various cultures and how they compare with those shown in the video episode.

HIGHLIGHTS

The **Highlights** page offers students an opportunity to explore various cultural and language points from the story.

CULTURE

These boxes expand on subject matter found in the video by providing cultural information about life in the United States and Canada. In this example, students learn that many young people in North America leave home at age 18 to go to college, to work, or to join the military. This topic is explored because the main character in the video is also leaving home. An open-ended **What About You?** activity always follows the culture point and encourages students to compare and contrast their understanding of this new information with the corresponding cultural situation in their own countries.


EXPRESSIONS

In this section, students have an opportunity to work with some of the key idioms and expressions from the episode. Only those expressions which were presented in the context of the video story are included in this section. Care has been taken to ensure that the vocabulary features high-frequency items that students might encounter in conversational American English.


HIGHLIGHTS

CULTURE


In the United States and Canada, many young people leave home after high school, at about age 18.



Many leave home to study and live at college.



Some leave home to work.



Some leave home to join the army or navy.

What About YOU? Check (✓) the answers.

In your country...

1. do most 18-year-olds live at home?	Yes	No
2. do most college students live at home?	_____	_____

EXPRESSIONS

16 Match the underlined words from the story with their meanings. Check (✓) the answers.

1. Rebecca: "What's going on?"	_____	a. What are you talking about?
	<input checked="" type="checkbox"/>	b. What is happening?
2. Mr. Casey: "I got a good deal."	_____	a. I didn't pay too much.
	_____	b. I paid a lot.
3. Kevin: "...a big sister..."	_____	a. an older sister
	_____	b. a good sister
4. Rebecca: "I'm off to San Francisco."	_____	a. I'm calling San Francisco.
	_____	b. I'm leaving for San Francisco.
5. Rebecca: "Keep an eye on Kevin and Dad."	_____	a. Watch and take care of Kevin and Dad.
	_____	b. Remember Kevin and Dad.

EPISODE 7, page 7

REVIEW AND DISCUSS

STORY SUMMARY

17 Use the words in the box to complete the story summary for Episode 7.


car
diary
drives
gives
happy
luck
necklace
packs
say
suitcases
✓ surprise
visit

Rebecca gets a surprise (1) from her father. It's a used _____ (2). It makes her very _____ (3). She takes her father and Kevin for a _____ (4). In her bedroom, Rebecca _____ (5). She has a lot of _____ (6). Her father _____ (7) her another present. It's her mother's _____ (8). The next morning, Kevin packs the car. Sandy comes to _____ (9) goodbye. She gives Rebecca a _____ (10). Kevin gives Rebecca a key ring. It's for good _____ (11). Rebecca says goodbye and goes to _____ (12) her mother's grave. Then she starts her trip to San Francisco.

VIEWPOINTS

18 Watch the video discussion group. What does Lan mean? Check (✓) True or False.

	True	False
1. Lan is talking about the car.	_____	_____
2. Lan thinks Rebecca has her father's approval.	_____	_____



Lan Ma, China

That shows that her father approved of her going away.

What About YOU? What is your opinion? Check (✓) I agree or I disagree.

	I agree	I disagree
1. Rebecca has her father's approval now.	_____	_____
2. It is important to have your parents' approval.	_____	_____

EPISODE 7, page 8

REVIEW AND DISCUSS

This final page of each chapter gives students the opportunity to review the entire episode and offers a chapter-culminating discussion topic.

STORY SUMMARY

In this section, students summarize the episode by selecting and inserting key vocabulary used in the video or earlier in the chapter. As in every exercise in the chapter, a sample answer is provided.

VIEWPOINTS

Activities found in the **Viewpoints** section are based on the final review portion of the video episode. In this part of the video, various non-native English speakers from around the world talk about the episode and share their personal feelings about things that happened. Students using *Video Comprehension Book 1* are asked to interpret and react to these comments and ideas in a final **What About You?** activity.

A VISUAL TOUR ix

HOW TO USE THIS BOOK

CONNECT WITH ENGLISH is a story to

help you learn English. Watch the program by yourself, in a classroom, or with family or friends. Record the program so you can watch it again. The episodes are closed-captioned. Turn on your caption system to see the words on the screen and get extra help in the following story.

This book will help you understand the story. Each episode has three parts. Before you watch the episode, look at the pictures in the Preview section. These pictures will show you some of the most important events from each part of the episode. The activities underneath the pictures will also help you get ready to watch.

Watch the episodes as many times as you need to. If you can, watch the whole episode one time through. Then you can go back and watch each part of the episode again. As you watch, you will see on-screen labels that say Part 1, Part 2, and Part 3. At the end of each episode, you will also see a group of students talk about the story.

The activities in the Watch for the Main Ideas and the Watch for the Details sections will help you learn the most important things that happen in each episode.

When you see a What About You? activity, you have a chance to talk about your own ideas and opinions about the *Connect with English* story. Discuss the questions and answers with your friends, family, or classmates. Your teacher might even ask you to write about your ideas.

In the Highlights section, a Culture box will tell you about life in the United States and Canada. In this section, you will also have a chance to talk about your country and how it is similar to or different from what you have learned about the United States and Canada. The Expressions section will help you understand some common American English phrases and expressions that the characters say in the episode.

On the last page of every chapter, a Story Summary reviews everything that happened in the episode. Look back through the activities you have already completed for help in doing the summary. The Viewpoints section gives you a chance to hear what some other English students think about **Connect with English**.

Remember, as you use this book, here's how you can connect with English: watch and record the episodes, read the book, and talk about the program with your family, friends, or classmates. Most of all, have fun and enjoy the story!

TABLE OF CONTENTS

To the Teacher	v
A Visual Tour	vi
How to Use This Book	x

EPISODE 1



Rebecca's Dream

Rebecca Casey is a singer. Her dream is to go to music school.

Culture Focus: Women and Careers

EPISODE 2



Differences

Rebecca fills out some college applications.

Rebecca and Sandy talk about how different their dreams are.

Culture Focus: College Applications

EPISODE 3



A Visit to the Doctor

Patrick Casey visits the doctor.

Rebecca and her friends go to a Memorial Day party.

Culture Focus: Holiday Parties

EPISODE 4



Celebrations

Kevin graduates from high school.

Rebecca gets news about her college applications.

Culture Focus: Names

EPISODE 5



Breaking the News

Rebecca tells her father and brother about the San Francisco College of Music.

Culture Focus: Living Together

EPISODE 6



Saying Goodbye

**Rebecca says goodbye to some important people in her life.
Mr. Casey finds a way to help his daughter.**

Culture Focus: Sports

EPISODE 7



Leaving Home

Mr. Casey has a surprise for Rebecca. Rebecca leaves Boston and starts her trip to San Francisco.

Culture Focus: Leaving Home

EPISODE 8



The Stranger

**Rebecca has a problem in the Southwest.
She gets some help from a stranger.**

Culture Focus: 24 Hour Businesses

EPISODE 9



The Motel

**Rebecca needs a place to sleep for the night.
She finds a motel in the desert.**

Culture Focus: Personal Freedom

EPISODE 10



Negotiations

**A mechanic gives Rebecca some bad news.
She must make a decision about her car.**

Culture Focus: Bargaining for Prices

EPISODE 11



Photos and Farewells

**Alberto takes Rebecca to the bus station.
They make a stop on the way.**

*Culture Focus: Dating Customs**

EPISODE 12



A New Home

**Nancy Shaw meets Rebecca at the bus station in San Francisco.
There are some surprises for Rebecca at Nancy's house.**

Culture Focus: Senior Citizens and Housing


Meet the Discussion Group

Character Index

REBECCA'S DREAM

EPISODE
1

PREVIEW In this episode, you will meet Rebecca, Matt, and Kevin.



I've got some dreams, I'm going to hold on tight...

Rebecca at the hotel



About our date on Thursday...

Rebecca and Matt in Matt's car



1 So, are you going to this school?
2 Yeah, if I get accepted.

Rebecca and Kevin at home

BEFORE You Watch

1 Look at the photos above. Use the words in the box to complete the sentences.

boyfriend brother girlfriend singer sister

1. Rebecca is a _____ singer _____.
2. Rebecca is Matt's _____.
3. Matt is Rebecca's _____.
4. Kevin is Rebecca's _____.
5. Rebecca is Kevin's _____.

2 Who has a dream? Circle the answer.

- a. Rebecca b. Kevin c. Matt



What About you?

What is your dream?

I want to _____

WATCH FOR MAIN IDEAS



Watch all of EPISODE 1, "Rebecca's Dream."

WHILE You Watch


3 Who are these people? Circle their names.



1. Rebecca / Jessica



2. Matt / Steve



3. Kevin / Steve



4. Rebecca / Jessica



5. Kevin / Matt

AFTER You Watch

4 How much do you remember about the story? Put the photos in order from 1 to 5.

- a. _____
- b. 1
- c. _____
- d. _____
- e. _____






5 What do you know about Rebecca? Circle the answers.

1. She lives in Boston / Dallas.
2. Her last name is Davis / Casey.
3. She plays the piano / guitar.
4. Her boyfriend's name is Steve / Matt.
5. Her brother's name is Kevin / Steve.


6 What is Rebecca's dream? Circle the answer.



What About you?

What do you think will happen? Check (✓) Yes or No.

- | | Yes | No |
|---|-------|-------|
| 1. Will Rebecca get a new piano player? | _____ | _____ |
| 2. Will Rebecca go to music school? | _____ | _____ |
| 3. Will Rebecca marry Matt? | _____ | _____ |



Watch PART 1.

WHILE You Watch

7 Listen to Rebecca's song. Circle the words she sings.

Traveling Light

"I've got my ticket / coat,
and I've got my memories / hat.
I've got my suitcase / reason to ride.
I've got my memories / dreams,
but they're far behind.
I'm traveling light."

"I've got my hat / suitcase,
and I've got my coat / ticket.
I've got my reason to ride.
I've got some reason / dreams,
I'm going to hold on tight.
I'm traveling light."

AFTER You Watch

8 How much do you remember about the story? Check (✓) True or False.

- 1. Matt waits outside for Rebecca.
2. Rebecca is nervous before she sings.
3. Rebecca is singing in a hotel.
4. The people are listening to Rebecca and Steve.
5. Rebecca gets \$45.00 for singing.
6. Steve is married.
7. Steve quits his job.
8. Rebecca wants to quit her job as a singer.


Table with 2 columns: True, False. Row 1: True (checked), False. Rows 2-8: empty.

What About YOU?

What is your opinion? Check (✓) I agree or I disagree.

- 1. Matt is angry at Rebecca.
2. Steve is sad about quitting.
3. Rebecca is angry at Steve.

Table with 2 columns: I agree, I disagree. Rows 1-3: empty.



Watch PART 2.

WHILE You Watch

9 What does Matt think about Rebecca's dream? Circle the answers.

- 1. He thinks it's a good / bad idea.
- 2. He's positive / negative.




AFTER You Watch

10 How much do you remember about the story? Circle the answers.

- | | |
|---|--|
| 1. Who quit? | <input checked="" type="radio"/> Steve / Rebecca |
| 2. Who wants to go to music school? | Matt / Rebecca |
| 3. Who thinks the music business is too hard? | Matt / Rebecca |
| 4. Who thinks success takes time? | Matt / Rebecca |
| 5. Who thinks a relationship takes time? | Matt / Rebecca |

11 Complete the conversations with the sentences below. Choose the answers.

- 1. _____ "I'm realistic."
- 2. _____ "Sounds good."
- 3. _____ "We still do."
- 4. a "No, I'm not angry."





Watch PART 3.

WHILE You Watch

12 Who is speaking? Write **R** for *Rebecca*, or **K** for *Kevin*.

- 1. R "Oh, good. It's here."
- 2. "Sorry. Is it too loud?"
- 3. "Turn it down, so you don't wake up Dad."
- 4. "So, are you going to this school?"
- 5. "Yeah, if I get accepted."

AFTER You Watch

13 How much do you remember about the story? Put the sentences in order from 1 to 5. Then write the sentences in the correct order below.

- a. They see students and teachers talking about the school.
- b. There's a video inside.
- c. 1 Rebecca gets a package from the Boston School of Music.
- d. She watches it with her brother, Kevin.
- e. She opens the package.

- 1. Rebecca gets a package from the Boston School of Music.
- 2. _____
- 3. _____
- 4. _____
- 5. _____

14 Check (✓) the words that describe Kevin.

- 1. thin fat
- 2. sleepy excited
- 3. short tall
- 4. a teenager an adult



Answer these questions about your family.

- 1. Do you have any brothers or sisters?
- 2. Are they younger or older than you?
- 3. Do you have a good relationship with them?