

◆ 程国良 主编

Hello

CHUZHONG · ZHONGZHI XIANJIE JIAOCAI

初中·中职衔接教材

英语

浙江科学技术出版社

# 前 言

(FOREWORD)

随着职业教育形势的不断变化,如何适应新形势、新情况,也就成了很实际的问题。

最近几年,职业学校实行了提前招生,即提前招收初中生,每年在五月初进入职业学校学习,这给职业学校提出了实实在在的问题:提前招收的学生文化课教材如何选用?

学校曾经考虑沿用初中的教材,却有“炒冷饭”之嫌;启用职业学校高一教材,又将出现新问题,新学期教学计划将被打乱,或者说教学时间有多余。通过几次考虑,终于下决心组织编写初中·中职衔接教材。这便是编写这套教材的初衷。如何确定内容呢?我们认为必须符合提前招生的实际。提前招生的劣势是学生的语文、数学和英语三门文化课基础不够扎实。根据这种特殊性,我们编写的时候突出了基础性和趣味性。

本教材内容以日常生活话题为主线,重视对学生英语学习兴趣的培养,选材多样,知识性、趣味性、实用性并重。教材内容贴近现代生活,富有教学生活化、基础性强、易学好用、体现素质教育和以人为本的教育理念,突出职业教育特色,培养学生英语交际能力。

**本教材有如下特点:**

(1) 以“零”为起点,但也不是完全从 ABC 开始,而是从学生的生活情景出发,鼓励学生主动参与,在不断操练中提高英语会话能力,起到初中、中职学生学习英语知识的衔接作用。

(2) 教材教学内容生活化。每单元的话题实用性强,并且配有许多图片,使刚入职校的学生产生学习英语的兴趣,重新树立学好英语的信心。

(3) 根据学生的认知规律和语言学习规律,引导他们调整学习方法。结合国际音标教学,使学生巩固英语基础知识,发展听、说、读、写的基本技能,为今后的继续学习打下基础。

(4) 教材突出职业教育特色。让学生进行大量的模仿训练,以帮助学生克服语音障碍,注重学生运用所学语言开展有效交际的技能。



教材体系及课时安排建议如下:

本教材共 10 单元,每单元围绕一个交际话题展开,包括热身、对话(会话)、听力训练、语音学习、课文阅读、单词和短语、注释、练习等部分。每单元 4 课时,每个任务(task)安排一个课时,也可以由教师根据学生实际情况灵活调整。每课时都配有课时练习,每单元的第四课时为单元练习,以巩固本单元所学知识。每单元 4 课时具体安排如下:

**Task 1:** (Warming-up, Dialogues, Conversation, New words and expressions, Notes, Exercises for task 1)

**Task 2:** (Practise speaking, Listening, Pronunciation, Exercises for task 2)

**Task 3:** (Before you read, While you read, After you read, New words and expressions, Notes, Exercises for task 3)

**Task 4:** (Exercises for the unit)

本教材由程国良主编,负责拟定教学大纲、编写体系以及最后修订、统稿等工作,参加编写的还有袁莉琴、董瑾儿、陈志旦、胡小青。具体分工如下:程国良编写第 1、第 4、第 5 单元;袁莉琴编写第 2、第 3 单元;董瑾儿编写第 6、第 7 单元;陈志旦编写第 8、第 9 单元;胡小青编写第 10 单元。

在本书的编写中,我们得到了绍兴县职业教育中心黄伟祥校长、薛水林副校长及学校教务处的大力支持,在此表示衷心感谢!另外,我们参考了多种专著、报刊以及网上资料,并汲取了其中诸多有益的东西,在此也向这些作者表示感谢!本书也适合初级英语学习者及服务行业从业人员使用。

由于时间仓促、编者水平有限,在实际教学中会遇到新问题,难免会出现失误之处,热诚欢迎广大专家、教师和学习者对本书提出宝贵意见,以便再版时修订。

编著者

2009 年 3 月

# 目 录

## Contents

<b>Unit 1</b>	Please call me Lily .....	1
<b>Unit 2</b>	Do you like animals? .....	16
<b>Unit 3</b>	Shopping mall .....	29
<b>Unit 4</b>	Fitness activities and sports .....	42
<b>Unit 5</b>	Occupations and hobbies .....	56
<b>Unit 6</b>	Asking the way .....	69
<b>Unit 7</b>	Fruits .....	81
<b>Unit 8</b>	Have you had a happy life? .....	94
<b>Unit 9</b>	Birthday celebration .....	109
<b>Unit 10</b>	Making an appointment .....	124
	New words and expressions .....	142

# Unit 1 Please call me Lily.

## >>>> Task 1 <<<<<

### Warming-up

#### ■ Sing a song

##### There Was a Little Girl

There was a little girl, and she had a little curl,  
right in the middle of her forehead.  
When she was good she was very very good,  
but when she was bad she was horrid.



### D ialogue

#### ■ Dialogue 1

##### Nice to Meet You

Wang Lin: Hello, I'm Wang Lin. What's your name?

Lily: Hi! My name's Lily White. Just call me Lily.

Wang Lin: How do you spell that?

Lily: L-I-L-Y-W-H-I-T-E.

Wang Lin: Lily White. OK. Thanks. Nice to meet you.

Lily: Nice to meet you, too.





## Dialogue 2

### This Is My Friend Lily


Peter: Hi, David!

David: Hi, Peter! How are you?

Peter: Fine, thanks. David, this is my friend, Lily. She's from England.

David: How do you do?

Lily: How do you do?



## Conversation

### Where Are You From?

#### ● Listen and practice

David: Hello, I'm David Smith. I'm a new club member.

Lily: Hi. My name is Lily White, but please call me Lily. My first name is Lily. My last name is White.


David: OK. Where are you from, Lily?

Lily: England. How about you?

David: I'm from Mexico.

Lily: Oh, I love Mexico! It's really beautiful.

David: Thanks. So is England.



#### ● Checking information

Match the questions with the responses. Listen and check. Then practice with a partner. Give your own information.

- |                                       |                            |
|---------------------------------------|----------------------------|
| 1. I'm sorry. What's your name again? | a. W-H-I-T-E.              |
| 2. What do people call you?           | b. It's Lily White.        |
| 3. How do you spell your last name?   | c. Everyone calls me Lily. |

### New words and expressions

- |                           |                              |
|---------------------------|------------------------------|
| ★ greeting /grɪtɪŋ/ n. 问候 | ★ what /hwɒt/ pron. 什么       |
| ★ nice /naɪs/ adj. 好的     | ★ name /neɪm/ n. 名字          |
| ★ meet /mi:t/ v. 相见       | ★ just /dʒʌst/ adv. 就, 只, 仅仅 |

- ★ spell /spel/ *v.* 拼写
- ★ thanks /θæŋks/ *n.* 感谢
- ★ how /hau/ *adv.* 如何
- ★ How are you? 你好吗?
- ★ friend /frend/ *n.* 朋友
- ★ too /tu:/ *adv.* 也
- ★ fine /faɪn/ *adj.* 好的
- ★ be from 来自
- ★ England /'ɪŋɡlənd/ *n.* 英国, 英格兰
- ★ glad /glæd/ *adj.* 高兴的
- ★ club /klʌb/ *n.* 俱乐部
- ★ member /'membə/ *n.* 成员, 会员
- ★ call /kɔ:l/ *v.* 叫
- ★ How about...? 怎么样?
- ★ last name 姓氏
- ★ first name 名字
- ★ Mexico /'meksɪkəʊ/ *n.* 墨西哥
- ★ America /ə'merɪkə/ *n.* 美国
- ★ Japan /dʒə'pæn/ *n.* 日本
- ★ Canada /'kænədə/ *n.* 加拿大
- ★ David /'deɪvɪd/ *n.* 戴维(男名)
- ★ love /lʌv/ *v.* 爱, 喜欢
- ★ really /'ri:əli/ *adv.* 真正地
- ★ beautiful /'bjʊ:təfʊl/ *adj.* 美的
- ★ so /səʊ, sə/ *adv.* [表示程度] 那样, 如此地

## Notes

1. 在英语国家,人们一般不直呼全名(full name),或姓(last/family name, surname),而是以名(first name)相称,以示友好。亲人、同事、朋友或师生都可直呼名。

2. How do you do? 是两人初次见面时的问候语。回答也是 How do you do?

3. How are you? 和 Fine, thanks. And you? 是与人打招呼时的用语,其目的是拓展对话,而不是问候身体是否健康。

4. So is England. 意思是“英国也一样(如此)”。句型“So + 系动词 be/助动词/情态动词 + 主语”表示前文提到过的事情,也同样适合下文的人或事物。注意:此句型用于肯定句中。本文中 So is England. 根据意思是 England is really beautiful, too.

e. g. She is from America. So is Mary. (= Mary is from America, too.)

My sister enjoys traveling. So do I. (= I enjoy traveling, too.)



## Exercises for task 1

## I. Match.

- |                                     |                           |
|-------------------------------------|---------------------------|
| ( ) 1. How do you do?               | A. Good morning.          |
| ( ) 2. What's your name?            | B. I'm from England.      |
| ( ) 3. How are you?                 | C. How do you do?         |
| ( ) 4. Good morning.                | D. Lily White.            |
| ( ) 5. Where are you from?          | E. Nice to meet you, too. |
| ( ) 6. Nice to meet you.            | F. So is Tom.             |
| ( ) 7. What's your first name?      | G. Fine, thanks. And you? |
| ( ) 8. She is late for class today. | H. Lily.                  |

## II. Translate the following dialogue into Chinese.

## Long Time No See!

A: Hi, Jim. How are you? I haven't seen you for a while.

B: I'm fine. I've been out of town. I just got back.

A: Where were you?

B: I was in New York for a wedding.

## III. Complete the dialogue.

- |                           |                          |
|---------------------------|--------------------------|
| A. Where is it?           | E. Do you speak English? |
| B. Are you from America?  | F. Where does she work?  |
| C. Then you speak English | G. Yes, very much.       |
| D. Where are you from?    |                          |

A: Excuse me, are you a new student?

B: Yes, I am. And I am in Class Two, Senior One.

A: Good. We are in the same class. 1

B: I am from Sydney.

A: Sydney? 2

B: It's in Australia.

A: 3 is that right?

B: Yes, that's right. I come to China with my mother.

A: 4

B: She works in a big factory near here. She helps the Chinese workers



make new machines.

**A:** Do you like China?

**B:** 5 The People here are very friendly and the food is nice and good, too.

**A:** Oh, it's time for class. Let's go to the classroom.

**B:** OK. Let's go.



▶ ▶ ▶ ▶ Task 2 ◀ ◀ ◀ ◀

## **P** practice speaking

### ▣ Role play 1

A: How are you?

B: Fine, thanks. This is my friend, Lily. /... She's from America. /...

A: Glad to meet you, Lily. /...

C: Glad to meet you, too.

### ▣ Role play 2

Introduce yourself with your full name. Make a list of names for your group.

A: Hi! My full name is David Smith.

B: I'm sorry. What's your last name again?

A: It's Smith. And my first name is David.

B: OK. Where are you from?

A: I'm from...


## **L** istening

Drills: —Where are you from, Peter? /...

—I'm from...



Peter



Alice



Lily



David

## **P** ronunciation

### ▣ Phonetic practice

单元音: /i:/ /ɪ/ /e/ /æ/

辅音：清辅音：/p/ /t/

浊辅音：/b/ /d/

● Listen and imitate

/i:/	/ɪ/	/e/	/æ/
/pi:/	/pɪ/	/pe/	/pæ/
/bi:/	/bɪ/	/be/	/bæ/
/ti:/	/tɪ/	/te/	/tæ/
/di:/	/dɪ/	/de/	/dæ/

● Read and practice

/i:/	he meat sheep peach
/ɪ/	bit city basic give
/e/	egg get head breakfast
/æ/	hat apple gather back
/p/	pen pick place pat
/b/	be block bed beach
/t/	tea to time tie
/d/	deal day dictionary bed

● Read and remember

meet /mi:t/ *v.* 遇见

left /left/ *n.* 左

take /teɪk/ *v.* 拿, 取

back /bæk/ *n.* 背, 背部

friend /frend/ *n.* 朋友

little /lɪtl/ *adj.* 小的

daddy /'dædɪ/ *n.* 爸, 爹

pencil /'pensl/ *n.* 铅笔

orange /'ɒrɪndʒ/ *n.* 橘子

Japan /dʒə'peɪn/ *n.* 日本

● Listen and practice

Final consonant sounds are often linked to the vowels that follow them.

- I'm an America student.
- She has an apple.
- I'm a new club member.

### Exercises for task 2

1. Tick out the vowel sounds in the words.

	/i:/	/ɪ/	/e/	/æ/
e. g. beat	<input checked="" type="checkbox"/>	<input type="checkbox"/>	<input type="checkbox"/>	<input type="checkbox"/>



1. bread \_\_\_\_\_
2. glad \_\_\_\_\_
3. beef \_\_\_\_\_
4. pick \_\_\_\_\_

II. Write out the words according to the phonetic symbols.

1. /'kænədə/ \_\_\_\_\_ 2. /eg/ \_\_\_\_\_ 3. /bitf/ \_\_\_\_\_
4. /frend/ \_\_\_\_\_ 5. /'æpl/ \_\_\_\_\_ 6. /'ltl/ \_\_\_\_\_

III. Choose the answer which is different from the other three.

- ( ) 1. A. meat B. bread C. breakfast D. ready
- ( ) 2. A. hat B. face C. apple D. have
- ( ) 3. A. kind B. give C. city D. bit
- ( ) 4. A. desk B. letter C. these D. left
- ( ) 5. A. pen B. Japan C. pick D. climb

IV. Task reading and then filling in the forms with some information in the conversation.

A: Do you know Amy's last name?

B: Yes, it's Jones and her phone number is five-four-five-five-five-four-one. She's from America.

A: Is that girl in red Lily White?

B: Yes, she is. Her phone number is seven-three-two-eight-six-nine-one.

A: Where does she come from?

B: England.

Phone List

Full name		Lily White
Last name		
First name	Amy	
Telephone number	545 - 5511	
Nationality		England



## &gt; &gt; &gt; &gt; Task 3 &lt; &lt; &lt; &lt;

## Reading

**B**efore you read

Can you tell me something about your personal information? Please fill in the blanks.

Your name		Nationality	
Age		Birthday	
Address		Phone number	
School		Favorite Food	
E-mail		Hobbies	

**W**hile you read

Hi, Lin Hong,

I have learned your name online. I'd like to make friends with you.

Let me introduce myself. My full name is Lisa White. I'm a girl of sixteen. Please call me Lisa. My last name is White. I study at a vocational school in Beijing now. All the teachers and students are nice to me. My favorite subjects are arts and literature. I'm interested in China very much. I live with my parents and my little brother at 28 Shaoxing Road, Beijing. I enjoy surfing the net and painting pictures. My telephone number is 8548 - 1587 and my e-mail address is Lisa@sina.com. What about you?

Could I ask you some questions about China later on? I'd like to tell you anything about my country—America. Come to visit me on Dec. 8th. It is my birthday.

Best wishes!

Yours,  
Lisa





## After you read

- Answer the following questions according to the letter
  1. Where does Lisa White come from?
  2. What kind of school does she study?
  3. What are her hobbies?
  4. When is her birthday?
  5. What subjects does she like best?
- Decide whether the following statements are T(true) or F(false) according to the letter
  1. Lisa White is an English girl. ( )
  2. Lisa is her last name. ( )
  3. Lisa's birthday is on Dec. 8th. ( )
  4. Lisa is a student at a vocational school in America now. ( )
  5. Surfing the net and painting pictures are her hobbies. ( )

## New words and expressions

- |  |   |
|--|---|
| ★ online /ˌɒnˈlaɪn/ <i>adj.</i> (计算机) 联机, 上网 | ★ surf the net 上网                           |
| ★ hobby /ˈhɒbi/ <i>n.</i> 爱好                 | ★ paint /peɪnt/ <i>v.</i> 画画                |
| ★ introduce /ˌɪntrəˈdjuːs/ <i>v.</i> 介绍      | ★ painting pictures 画图画                     |
| ★ introduce oneself 自我介绍                     | ★ come from 来自……                            |
| ★ full /fʊl/ <i>adj.</i> 全部的, 满的             | ★ study /ˈstʌdi/ <i>v.</i> 学习, 研究           |
| ★ full name 全名                               | ★ vocational /vəʊˈkeɪʃənəl/ <i>adj.</i> 职业的 |
| ★ first /fɜːst/ <i>n.</i> 第一(个人或事物)          | ★ vocational school 职业学校                    |
| ★ make friends with sb. 和……交朋友               | ★ telephone /ˈtelɪfəʊn/ <i>n.</i> 电话        |
| ★ favo(u)rite /ˈfeɪvərt/ <i>adj.</i> 最喜爱的    | ★ number /ˈnʌmbə/ <i>n.</i> 号码              |
| ★ subject /ˈsʌbdʒɪkt/ <i>n.</i> 学科           | ★ e-mail /ˈiːmeɪl/ <i>n.</i> 电子邮件           |
| ★ art /ɑːt/ <i>n.</i> 艺术                     | ★ address /əˈdres/ <i>n.</i> 地址             |
| ★ literature /ˈlɪtərɪtʃə/ <i>n.</i> 文学, 文学作品 | ★ be nice to 对……好                           |
| ★ be interested in 对……感兴趣                    | ★ visit /ˈvɪzɪt/ <i>v.</i> 拜访               |
|  | ★ later on 以后                               |
|  | ★ Dec. <i>n.</i> 十二月(是 December 的缩写形式)      |

## Notes

1. 在英语国家,人名通常是由名和姓两部分构成。名(first name)在前,姓(family/last name)在后,如 Linda Jones, Jones 为姓,Linda 为名。

2. I'd like to make friends with you. 我想和你交朋友。make friends with sb. 和某人交朋友。

3. Let me introduce myself. 让我作个自我介绍。introduce oneself 自我介绍, introduce sb. to... 把某人介绍给……

e. g. I'll introduce my friends to you.

4. I'm interested in China very much. 我对中国很感兴趣。be interested in... 对……感兴趣。

e. g. She is very interested in painting pictures.

5. I live with my parents and my little brother at 28 Shaoxing Road, Beijing.

英语地名的顺序为:门牌号、街名、城市名、州名、国名、邮编,其间用逗号隔开。如“中国绍兴鲁迅路5号”写为“5 Luxun Road, Shaoxing, China”。

6. 电子邮件地址由3部分构成:用户名+@+邮箱地址。如 sunnan@mail.edu.cn, @读为 at。

7. I enjoy surfing the net and painting pictures. 我喜欢上网和画画。enjoy doing sth. 动词 enjoy 后接动名词,表示“喜欢做……”

e. g. My little sister enjoys playing the piano.

## Exercises for task 3

I. Fill in the form with Lisa's personal information according to the letter.

Full name	Lisa White	Last name	
Nationality		Age	
Birthday		Address	
School		Phone number	
E-mail		Hobbies	



## II. Choose the best answer.

- ( ) 1. I don't know \_\_\_\_\_ the boy's name is.  
A. how      B. when      C. who      D. what
- ( ) 2. I am interested \_\_\_\_\_ music and he is good \_\_\_\_\_ singing.  
A. in, at      B. in, in      C. in, on      D. on, at
- ( ) 3. Can you make friends \_\_\_\_\_ me?  
A. with      B. in      C. to      D. for
- ( ) 4. Do you enjoy \_\_\_\_\_ English in our class, Mr. Green?  
A. teach      B. taught      C. to teach      D. teaching
- ( ) 5. Let me introduce my friends \_\_\_\_\_ you.  
A. at      B. for      C. to      D. with



> > > > Task 4 < < < <

### Exercises for unit 1

I. Choose the best answer.

- ( ) 1. —How do you do?  
— \_\_\_\_\_  
A. Fine, thanks.                      B. Pleased to meet you.  
C. How do you do?                    D. What do you do?
- ( ) 2. He is clever and honest. I want to \_\_\_\_\_ him.  
A. make friends with                  B. make friend with  
C. make a friend with                 D. make friends on
- ( ) 3. Mike, this is my friend, Lisa. Let me introduce her \_\_\_\_\_ you.  
A. with                      B. to                      C. for                      D. by
- ( ) 4. —You are very beautiful, Alice.  
— \_\_\_\_\_  
A. You are more beautiful          B. Thank you  
C. You're making fun of me         D. No, I'm not
- ( ) 5. I like listening to music but my sister enjoys \_\_\_\_\_.  
A. to play piano                        B. playing piano  
C. to play the piano                    D. playing the piano
- ( ) 6. There isn't \_\_\_\_\_ water in the glass. Let's go and get some.  
A. many                      B. lots                      C. any                      D. some
- ( ) 7. Tomorrow's meeting is very important. Please ask them \_\_\_\_\_ there on time.  
A. go                          B. going                      C. to go                      D. went
- ( ) 8. —Why are you walking to school?  
—Because my \_\_\_\_\_ is broken.  
A. radio                      B. watch                      C. bike                      D. bag
- ( ) 9. Betty didn't come to school yesterday \_\_\_\_\_ she was ill.