

金新版新世纪走遍美国

视频理解 3

Pamela McPartland-Fairman

Michael Berman

Linda Butler

Maggie Sokolik

CONNECT
WITH ENGLISH



北京大学出版社
PEKING UNIVERSITY PRESS

Connect

with **English**

全新版新世纪走遍美国 视频理解 3

Pamela McPartland-Fairman

Michael Berman

Linda Butler

Maggie Sokolik



北京大学出版社
PEKING UNIVERSITY PRESS

北京市版权局著作权合同登记号 图字 01-2008-1458

图书在版编目(CIP)数据

全新版新世纪走遍美国·视频理解 3/Pamela McPartland-Fairman 等编著. —北京: 北京大学出版社, 2008. 11

ISBN 978-7-301-14379-7

I. 全… II. P… III. 英语—听说教学—教材 IV. H319.9

中国版本图书馆 CIP 数据核字(2008)第 164907 号

Pamela McPartland-Fairman Michael Berman Linda Butler Maggie Sokolik
Connect with English, Video Comprehension Book 3
ISBN: 0-07-292760-7

Copyright © 1998 by the WGBH Educational Foundation and the Corporation for Public Broadcasting. All rights reserved. Printed in the United States of America. Except as permitted under the United States Copyright Act of 1976, no part of this publication may be reproduced or distributed in any form or by any means, or stored in a data base or retrieval system, without the prior written permission of the publisher.

All rights reserved. This edition is authorized for sale in the People's Republic of China only, excluding Hong Kong, Macao SARs and Taiwan.

此书只限在中华人民共和国境内(不包括中国香港、澳门特别行政区及台湾地区)销售。未经出版者预先书面许可,不得以任何方式复制或抄袭本书的任何部分。

本书封面贴有 McGraw-Hill 公司防伪标签,无标签者不得销售。

书 名: 全新版新世纪走遍美国·视频理解 3

著作责任者: Pamela McPartland-Fairman 等编著

责任编辑: 黄瑞明

标准书号: ISBN 978-7-301-14379-7/H·2088

出版发行: 北京大学出版社

地 址: 北京市海淀区成府路 205 号 100871

网 址: <http://www.pup.cn>

电子信箱: zbing@pup.pku.edu.cn

电 话: 邮购部 62752015 发行部 62750672 编辑部 62755217 出版部 62754962

印 刷 者: 北京大学印刷厂

经 销 者: 新华书店

889 毫米×1194 毫米 16 开本 7 印张 170 千字

2008 年 11 月第 1 版 2008 年 11 月第 1 次印刷

定 价: 98.00 元(包括视频理解、会话练习、学习指导及光盘)

未经许可,不得以任何方式复制或抄袭本书之部分或全部内容。

版权所有,侵权必究

举报电话: (010)62752024 电子信箱: fd@pup.pku.edu.cn

TO THE TEACHER

The primary goal of each *Video Comprehension Book* is to help students build listening comprehension skills and gain a clear understanding of the characters and story line in the *Connect with English* video series.

This Introduction and the following Visual Tour provide important information on how each *Video Comprehension Book* and the corresponding video episodes can be successfully combined to teach English as a second or foreign language.

PROFICIENCY LEVEL:

The comprehension exercises found in each *Video Comprehension Book* are accessible to high-beginning through intermediate students. While the majority of the activities are written at the high-beginning level, special *What About You?* features found throughout the books allow teachers to raise or lower the level of difficulty of the materials according to their students' abilities. These *What About You?* activities encourage students to share their personal opinions and ideas related to the characters and the story. Many times, students are asked to predict what they think will happen next. Because of the open-ended nature of these activities, there are numerous opportunities for classroom discussion and debates. The *What About You?* feature can also be used as the basis for writing and journal activities, creating further possibilities for exploration of themes related to the *Connect with English* story.

LANGUAGE SKILLS:

The primary skill emphasized in each *Video Comprehension Book* is listening, along with recognition skills related to facial expressions, body language, and cultural nuances. Additional language skills/topics covered in each book include reading, oral communication, and vocabulary development.

OPTIONS FOR USE:

Each *Video Comprehension Book* can be used in a variety of different learning environments, including classroom, distance learning, tutorial, and/or independent study situations. Instructors may choose to show the video during class time, while simultaneously using the *Video Comprehension Book*. If access to televisions or VCRs is not possible, teachers can assign students to watch the video episodes in a library, language lab, or at home. Class time can then be used for review of the activities found in the *Video Comprehension Book*.

The *Video Comprehension Books* can easily be combined with other corresponding texts in the *Connect with English* print program. For classes with an emphasis on oral communication skills, *Conversation Books 1-4* contain a variety of multi-level pair, group, team, and whole-class activities based on important themes and events from each episode. For classes with a focus on grammatical structures, *Grammar Guides 1-4* provide multi-level practice in grammar and vocabulary and also include various options for reading and writing activities. Finally, there are 16 *Connections Readers* which offer students graded reading practice based on the *Connect with English* story. For additional information about the *Connect with English* print program, please refer to the inside back cover of this book.

A VISUAL TOUR

A Visual Tour of this Text

This visual tour is designed to introduce the key features of *Video Comprehension Book 3*. The primary focus of each *Video Comprehension Book* is to help students develop listening and story comprehension. *Video Comprehension Book 3* corresponds to episodes 25–36 of *Connect with English*, and it presents an assortment of activities dealing with various aspects of comprehension, including understanding main points, comprehending details, ordering, decoding, inference, analysis, and more.


The Opening Page

The first page of each chapter introduces key characters and themes from the corresponding video episode and builds on students' prior knowledge to help them predict upcoming events.

EPISODE
32


THE MISSING CAR

PREVIEW In this episode, Rebecca and Kevin talk about their plans for the future. Brendan and Anne want to help them.




We want you to have the ring

Brendan, Anne, Rebecca, and Kevin at a restaurant



I'm not a child!

Kevin outside of the restaurant



Come home with us

Rebecca, Brendan, and Anne at home

BEFORE You Watch

1 Look at the photos above. Check (✓) True or False.


	True	False
1. Rebecca and Kevin go to a restaurant with Brendan and Anne.	<input checked="" type="checkbox"/>	<input type="checkbox"/>
2. Rebecca tells them about the things in the safe deposit box.	<input type="checkbox"/>	<input type="checkbox"/>
3. Kevin gets upset.	<input type="checkbox"/>	<input type="checkbox"/>
4. Kevin wants Rebecca to make decisions for him.	<input type="checkbox"/>	<input type="checkbox"/>
5. Brendan wants Rebecca and Kevin to move to San Francisco.	<input type="checkbox"/>	<input type="checkbox"/>

2 What does Kevin want? Complete the sentence. Check (✓) the answer.

Kevin wants Rebecca to understand that he is _____.

_____ a. just a child _____ b. now an adult

What About you? When do people become adults? They are adults _____.



EPISODE 32 page 1

PREVIEW

This section presents a brief summary of the video episode. The three photos highlight key events from each of the three parts of the episode. The **Preview** section builds students' confidence as it gives them a base of contextualized clues about the characters and story line before they watch the video.

BEFORE You Watch Activities in this section help students further identify the characters and story line. This particular example is a true / false activity which utilizes students' prior knowledge and calls upon their ability to make inferences about the information presented in the photos, captions, and speech bubbles on this page.

What About you?

What About You? activities provide open-ended questions that encourage students to express their personal feelings, opinions, and reactions to the events and characters in the story. Whenever possible, language prompts or cues are used to provide linguistic support for lower-level students. At the same time, these activities create a springboard for more sophisticated discussions among students who are at higher levels of oral proficiency. The **What About You?** activities can also be used as optional writing assignments.

WATCH FOR MAIN IDEAS

This first viewing activity asks students to watch the entire episode with the purpose of focusing on major story highlights.

WATCH FOR MAIN IDEAS
Watch all of EPISODE 32, "The Missing Car."

WHILE You Watch
3 Who does Rebecca talk to? Check (✓) their names.

1. Brendan

2. Kevin

3. Anne

4. Laura

AFTER You Watch
4 How much do you remember about the story? Put the sentences in order from 1 to 5. Then write the sentences in the correct order below.

a. _____ Brendan talks about Rebecca and Kevin visiting the farm.
b. _____ Kevin gets angry at Rebecca and starts to walk home.
c. _____ In the apartment, Rebecca, Brendan, and Anne talk about Rebecca's return to school.
d. 1 _____ Rebecca tells Brendan and Anne about the safe deposit box.
e. _____ Kevin takes Brendan's car.

1. Rebecca tells Brendan and Anne about the safe deposit box.
2. _____
3. _____
4. _____
5. _____

EPISODE 32 page 2

WHILE You Watch

The **While You Watch** section provides a focused viewing activity dealing with specific people, places, things, and/or events central to the development of the story.

AFTER You Watch

Activities in the **After You Watch** section ask students to recall specific information about the story. The first activity is usually a sequencing exercise dealing with the order of the major events in the episode. Many of the activities in this section also include an emphasis on recognition skills for facial expressions, body language, and cultural nuances.


Variety of Activity Types

A variety of different types of activities are included in each chapter, including multiple-choice, sentence completion, true/false, circling, and checking activities. The numbered activities are designed to be accessible to students engaged in independent study — at home, in a language lab, or any place where they have access to a TV and VCR. However, instructors can modify most of these activities into much more elaborate conversation and/or writing topics. For example, in the first sentence in Activity 5, we learn that Rebecca does not want Kevin to live with his friends. In a classroom setting, instructors can start a discussion by simply asking the question, "Why?"

5 What do these people want? Check (✓) Yes or No.

	Yes	No
1. Does Rebecca want Kevin to live with his friends?		<input checked="" type="checkbox"/>
2. Does Kevin want Rebecca to decide what he should do?		
3. Does Brendan want Kevin to take the car?		
4. Do Brendan and Anne want to help Rebecca and Kevin?		
5. Do they want to give money to Rebecca and Kevin?		

6 Who is Laura? Complete the sentence. Check (✓) the answer.



Laura is _____

a. the Caseys' neighbor b. Kevin's girlfriend c. Rebecca's friend

What About YOU? What do you think will happen? Check (✓) Yes or No.

	Yes	No
1. Will Brendan find out the car is gone?		
2. Will Kevin come home safe?		
3. Will Rebecca and Kevin go to the farm?		

EPISODE 32 page 3

WATCH FOR DETAILS

The **Watch for Details** section helps students develop a more specific understanding of the video story. Each video episode is divided into three viewing sections, labeled on-screen as Part 1, Part 2, and Part 3. In this section of the book, students are asked to view one part at a time, and comprehension is checked with more detailed activities regarding the characters and their experiences.

WHILE You Watch

Many of the **While You Watch** activities in *Video Comprehension Book 3* require students to listen and watch carefully in order to identify speakers, key vocabulary, or completed actions or events. In this example, students listen for specific lines spoken by each character, giving them practice in listening for details.

WATCH PART 1.

WHILE You Watch

7 What does Rebecca tell Brendan and Anne? Check (✓) the sentences she says.

- "The Union Oyster House is one of the oldest restaurants in the United States."
- "I'll take your coats."
- "By the way, this is my treat."
- "You'll love them."
- "We have some good news."
- "We found a metal box in Dad's room."

AFTER You Watch

8 How much do you remember about the story? Check (✓) True or False.

	True	False
1. The Union Oyster House is an old restaurant.	<input checked="" type="checkbox"/>	<input type="checkbox"/>
2. Everyone likes the oysters.	<input type="checkbox"/>	<input type="checkbox"/>
3. Rebecca tells Brendan and Anne about the \$50,000.	<input type="checkbox"/>	<input type="checkbox"/>
4. Brendan is happy to have the ring.	<input type="checkbox"/>	<input type="checkbox"/>
5. Brendan will wear the ring.	<input type="checkbox"/>	<input type="checkbox"/>

9 What do these people do? Circle the answers.

- Who wants to pay for dinner? Rebecca/Kevin
- Who shares their good news? Brendan and Anne/Rebecca and Kevin
- Who remembers his mother's ring? Brendan/Kevin

What About YOU? Do you like to try new foods? Complete the sentence. Circle your answer.

I _____ like to try new foods.
usually sometimes never

EPISODE 32 page 4

AFTER You Watch

The **After You Watch** activities continue to check students' comprehension of the story and help to solidify their understanding of the subtle nuances related to the characters' feelings and emotions.

WATCH PART 2.

WHILE You Watch

10 What does Brendan say? Circle the words you hear.

- "I can/don't understand that."
- "Do you think this is the right/correct time?"
- "Anne and I have been reading/talking about this whole situation..."
- "That would give you both time/money to think about what you want to do."
- "You're our family/friends."
- "Come home with us... even for a weekend/short while."

AFTER You Watch

11 How much do you remember about the story? Circle the answers.

- Kevin goes to Laura's house/college.
- Kevin and Laura go for a ride/stay home.
- Rebecca says Kevin needs time to think/a new job.
- Anne and Brendan tell their idea to Rebecca/Kevin.
- Brendan and Anne want Kevin and Rebecca to buy/visit their farm.
- At the farm, Rebecca and Kevin can meet their grandmother/cousins.

What About YOU? What is your opinion? Check (✓) Yes or No.

	Yes	No
1. Does Brendan have a good idea for Rebecca and Kevin?	<input type="checkbox"/>	<input type="checkbox"/>
2. Does Rebecca like Brendan's idea?	<input type="checkbox"/>	<input type="checkbox"/>
3. Will Kevin like Brendan's idea?	<input type="checkbox"/>	<input type="checkbox"/>

EPISODE 32 page 4

WATCH PART 2.

WHILE You Watch

10 Who is speaking? Write for Rebecca, for Kevin, or for Brendan.

- "When are you returning to California and college?"
- "I never agreed to that."
- "Maybe I'll take the rest of the semester off."
- "Hey, leave me alone!"
- "It's not easy for a kid to lose his parents."
- "Why did I ever leave Boston in the first place?"

AFTER You Watch

11 How much do you remember about the story? Complete the sentences. Choose the answers.

a. return to college	d. Brendan's rental car
<input checked="" type="checkbox"/> b. his friends	<input type="checkbox"/> e. doesn't see
<input type="checkbox"/> c. Rebecca	<input type="checkbox"/> f. the restaurant

- _____ Rebecca, Kevin, Brendan, and Anne leave _____.
- _____ Anne thinks Rebecca should _____.
- Kevin wants to be with his friends.
- _____ Kevin gets upset with _____.
- _____ Kevin takes _____.
- _____ Rebecca _____ Kevin take the car.

12 Read what the Caseys say. How do they feel? Check (✓) the answers.

- Anne says, "Oh, don't give up school."
She is a. angry b. worried
- Kevin says, "You do what you want, I'll do what I want!"
He is a. happy b. angry
- Brendan says, "There must be something we can do."
He is a. positive b. negative

EPISODE 32 page 5

Discussion Topics Encourage Conversation

The **What About You?** activity shown here asks students to share their opinions on certain issues occurring in this episode. These questions can be used as a basis for in-class discussions in which students discuss and compare their impressions of the events in the story.

HIGHLIGHTS

The **Highlights** page offers students an opportunity to explore various cultural and language points from the story.

CULTURE

These boxes expand on subject matter found in the video by providing cultural information about life in the United States and Canada. In this example, students learn about different ways that people choose to pay restaurant bills. An open-ended **What About You?** activity always follows the culture point and encourages students to compare and contrast their understanding of this new information with the corresponding cultural situation in their own countries.

HIGHLIGHTS

CULTURE

In the United States and Canada, when people eat together in restaurants, they can choose to pay in different ways.

I'll take the check.

Sometimes one person pays for everyone.

Can we have separate checks, please?

Sometimes each person pays for himself or herself.

What About You? Check (✓) Yes or No.

	Yes	No
1. In your country, do people ever ask for separate checks?	_____	_____
2. Do you ever pay for everyone?	_____	_____

EXPRESSIONS

15 Match the underlined words from the story with their meanings.

1. _____ "This is my treat."
2. _____ "These are not for me."
3. _____ "This means a great deal to me."
4. _____ "It's crazy for you to drop out."

b.

c.

d.

EXPRESSIONS

In this section, students have an opportunity to work with some of the key idioms and expressions from the episode. Only those expressions which were presented in the context of the video story are included in this section. Care has been taken to ensure that the vocabulary features high-frequency items that students might encounter in conversational American English.

REVIEW AND DISCUSS

REVIEW AND DISCUSS

This final page of each chapter gives students the opportunity to review the entire episode and offers a chapter-culminating discussion topic.

STORY SUMMARY

16 Use the words in the box to complete the story summary for Episode 32.

angry	apartment	car	care	farm	idea
listens	money	✓ restaurant	see	them	things

Rebecca and Kevin go to a restaurant with Brendan and Anne. Rebecca tells _____ about the _____ they found in the safe deposit box, and the _____ from the insurance policy. She gives Brendan the ring. They leave the restaurant, and Rebecca talks about taking _____ of Kevin. He gets _____ and walks away. At the _____, Rebecca, Brendan, and Anne talk about Kevin. Kevin comes in, _____ to them, and runs out. He takes Brendan's _____, and he goes to _____ Laura, his girlfriend. Brendan tells Rebecca his _____ He wants Rebecca and Kevin to visit the _____.

VIEWPOINTS

17 Watch the video discussion group. What does Olga mean? Circle the answers.

1. Olga thinks it was a good/bad idea for Kevin to take the car.
2. She thinks it is good to plan our actions/act without thinking.



Olga Baloueff, Belgium

What About You?

What is your opinion? Check (✓) I agree or I disagree.

- | | | |
|--|---------|------------|
| 1. Nobody is listening to Kevin. | I agree | I disagree |
| 2. Kevin needs to make his own decisions. | _____ | _____ |
| 3. Kevin needs to listen to someone older. | _____ | _____ |

EPISODE 32 page 8

STORY SUMMARY

In this section, students summarize the episode by selecting and inserting key vocabulary used in the video or earlier in the chapter. As in every exercise in the chapter, a sample answer is provided.

VIEWPOINTS

Activities found in the **Viewpoints** section are based on the final review portion of the video episode. In this part of the video, various non-native English speakers from around the world talk about the episode and share their personal feelings about things that happened. Students using *Video Comprehension Book 3* are asked to interpret and react to these comments and ideas in a final **What About You?** activity.

HOW TO USE THIS Book

CONNECT WITH ENGLISH is a story to help you learn English. Watch the program by yourself, in a classroom, or with family or friends. Record the program so you can watch it again. The episodes are closed-captioned. Turn on your caption system to see the words on the screen and get extra help in following the story.

This book will help you understand the story. Each episode has three parts. Before you watch the episode, look at the pictures in the *Preview* section. These pictures will show you some of the most important events from each part of the episode. The activities underneath the pictures will also help you get ready to watch.

Watch the episodes as many times as you need to. If you can, watch the whole episode one time through. Then you can go back and watch each part of the episode again. As you watch, you will see on-screen labels that say Part 1, Part 2, and Part 3. At the end of each episode, you will also see a group of students talk about the story.

The activities in the *Watch for the Main Ideas* and the *Watch for the Details* sections will help you learn the most important things that happen in each episode.

When you see a *What About You?* activity, you have a chance to talk about your own ideas and opinions about the **Connect with English** story. Discuss the questions and answers with your friends, family, or classmates. Your teacher might even ask you to write about your ideas.

In the *Highlights* section, a *Culture* box will tell you about life in the United States and Canada. In this section, you will also have a chance to talk about your country and how it is similar to or different from what you have learned about the United States and Canada. The *Expressions* section will help you understand some common American English phrases and expressions that the characters say in the episode.

On the last page of every chapter, a *Story Summary* reviews everything that happened in the episode. Look back through the activities you have already completed for help in doing the summary. The *Viewpoints* section gives you a chance to hear what some other English students think about **Connect with English**.

Remember, as you use this book, here's how you can *connect* with English: watch and record the episodes, read the book, and talk about the program with your family, friends, or classmates. Most of all, have fun and enjoy the story!

THE STORY SO FAR



1. Rebecca Casey is a singer. She lives in Boston with her brother, Kevin, and her father, Patrick.



2. Rebecca is very happy when she is accepted to the San Francisco College of Music.



3. Rebecca has car trouble on the way to San Francisco. She gets help from a man named Alberto. He is from San Francisco.



4. In San Francisco, Rebecca stays with her godmother, Nancy Shaw. Nancy rents rooms to other students.



5. Rebecca needs a job to pay for rent and school. She doesn't have any luck at her interviews.



6. Alberto and Rebecca go on a date. Rebecca meets Alberto's parents and his brother, Ramón.



7. Rebecca gets a job at an after-school program. She meets Ramón's son, Alex, and Alex's best friend, Vincent.



8. Rebecca talks to her father on the phone. She worries about his health.



9. Rebecca and Ramón become very good friends. Ramón tells Rebecca that his ex-wife Christine is moving to Los Angeles. Christine wants to take Alex with her.



10. The after-school program has a picnic. Some boys call Vincent names because he is Asian-American.



11. Rebecca and Emma teach the children about prejudice. Vincent's parents won't let Vincent come back to the program.



12. Rebecca wants to give Alex and Vincent free guitar lessons. She goes to Mrs. Wang's house to talk to her about it.



13. Ramón tells Alex that his mother wants to take him to Los Angeles. Alex gets angry at his father.



14. At Mr. and Mrs. Mendoza's retirement party, Alex tells Rebecca that he doesn't want to move to Los Angeles.



15. Nancy and Angela come to the party with some bad news about Rebecca's father. He is in the hospital.

LOOKING AHEAD

In this part of the story, Rebecca goes home to Boston. She meets her uncle, Brendan, for the first time. Rebecca and Kevin have to make some important decisions about their future. Rebecca's friend Sandy needs their help.



What About you?

What is your opinion? Check (✓) Yes or No.

- | | Yes | No |
|--|-------|-------|
| 1. Is Rebecca's father going to be OK? | _____ | _____ |
| 2. Should Ramón let Alex move to Los Angeles? | _____ | _____ |
| 3. Will Rebecca ever go back to San Francisco? | _____ | _____ |

TABLE OF CONTENTS

To the Teacher	v
A Visual Tour	vi
How to Use this Book	x
The Story So Far	xi

EPISODE 25



Rebecca Remembers

Rebecca flies home to Boston. She thinks about her new life in San Francisco, and about her family and friends in Boston.

Culture Focus: Keeping in Touch

EPISODE 26



The Emergency

Kevin tells Rebecca about their father's condition. Rebecca visits her father in the hospital.

Culture Focus: Health Insurance

EPISODE 27



Bad News

Rebecca calls her uncle, Brendan Casey. Sandy comes to the hospital to see Rebecca.

Culture Focus: Living Far from Family

EPISODE 28



Brothers

Patrick and Brendan have a chance to speak to each other. There is an emergency at the hospital.

Culture Focus: The Death of a Loved One

EPISODE 29



Grief

Patrick Casey is remembered by his friends and family. Rebecca and Kevin talk about their father at the cemetery.

Culture Focus: Funerals

EPISODE 30



Life Goes On

Rebecca and Kevin have many decisions to make about their future. Anne and Brendan want to help.

Culture Focus: Buying Insurance

EPISODE 31



A Box of Memories

Kevin and Rebecca find some important things that belonged to their father.

Culture Focus: Immigration

EPISODE 32



The Missing Car

Kevin gets upset with his family. Brendan and Anne have an idea that might help Rebecca and Kevin.

Culture Focus: Paying the Restaurant Bill

EPISODE 33



A Breakdown

Kevin talks to Rebecca about his feelings. They agree to make some plans for their future.

Culture Focus: Crying in Public

EPISODE 34



A Call for Help

Sandy calls Rebecca and asks for help. Kevin says that he will think about Brendan's idea.

Culture Focus: Domestic Violence

EPISODE 35



Changes

Rebecca and Kevin help Sandy move out of her apartment. There is some trouble with Jack.

Culture Focus: Support Groups

EPISODE 36



The Farm

Rebecca and Kevin visit Uncle Brendan and Aunt Anne's farm in Illinois.

Culture Focus: Farms

**Discussion Group Index
Character Index**

REBECCA REMEMBERS

EPISODE
25

PREVIEW

In this episode, Rebecca is flying to Boston. She is very worried about her father. She thinks about her family and friends.



Rebecca on the plane



Here's to the beginning of a new life!

Rebecca remembers Nancy's house



I love you, Dad.

Rebecca remembers her father at home

BEFORE You Watch

1 Look at the photos above. Complete the sentences. Choose the answers.

- _____ Rebecca is _____.
a. on the plane b. at school c. at the hospital
- _____ She is _____.
a. watching a movie b. thinking c. reading a book
- a Rebecca remembers meeting the people at Nancy's house.
a. the people at Nancy's house b. Bill c. Alberto
- _____ Rebecca thinks about _____.
a. Sandy b. Kevin c. her father

What About YOU?

What do you usually do when you travel?

I usually _____.



WATCH FOR MAIN IDEAS

Watch all of EPISODE 25, "Rebecca Remembers."



WHILE You Watch

2 What does Rebecca remember? Circle the answers.



- a. the Mendozas' party
- b. meeting Alberto in the desert




- a. going to music school
- b. giving guitar lessons



- a. playing softball with Alex
- b. helping Alex study for a test



- a. talking to Ramón
- b. dancing with Ramón



- a. Kevin telling her to stay in Boston
- b. Kevin telling her to go to San Francisco

AFTER You Watch

3 How much do you remember about the story? Check (✓) True or False.

1. Rebecca is on the plane to Chicago.
2. She remembers getting bad news about her father.
3. Rebecca thinks about driving from Boston to San Francisco.
4. Rebecca remembers her first dinner at Nancy's house.
5. She thinks about music school, and about her job.
6. Rebecca remembers talking with her Dad on the phone.
7. She knows she was right to leave Boston.
8. She knows that her family didn't want her to go to school.

True False


_____	_____
_____	_____
_____	_____ ✓
_____	_____
_____	_____
_____	_____
_____	_____
_____	_____



4 How does Rebecca feel? Check (✓) the sentences that are true.

- 1. _____ She is happy and relaxed.
- 2. She is worried about her father.
- 3. _____ She doesn't want to go back to Boston.
- 4. _____ She is frightened about the future.

5 What does Rebecca want? Circle the answer.



What About you?

What do you think will happen? Check (✓) Yes or No.

- | | | |
|---|-------|-------|
| | Yes | No |
| 1. Will Rebecca's father get better? | _____ | _____ |
| 2. Will Rebecca go back to San Francisco? | _____ | _____ |

WATCH FOR DETAILS

Watch PART 1.

WHILE You Watch

6 Listen to Rebecca's conversations with Nancy, Ramón, and Kevin. Circle the words you hear.

1. Rebecca: "What is it/wrong?"
2. Nancy: "It's your father. He's very sick /in the hospital."
3. Rebecca: "I have to call/go home. May I use your phone?"
4. Ramón: "Of course. There's a phone in the restaurant/kitchen."
5. Rebecca: "Is he OK? What did the nurse/doctor say?"

AFTER You Watch

7 How much do you remember about the story? Put the sentences in order from 1 to 5. Then write the sentences in the correct order below.

- a. _____ Rebecca remembers Nancy coming to find her at the party.
- b. 1 _____ Rebecca is flying home to Boston.
- c. _____ Rebecca remembers asking Ramón to use the phone.
- d. _____ Rebecca is sorry she had to leave the Mendoza's party.
- e. _____ Rebecca remembers calling Kevin about their father.

1. Rebecca is flying home to Boston.
2. _____
3. _____
4. _____
5. _____

What is your opinion? Check (✓) I agree or I disagree.

- | | I agree | I disagree |
|---|---------|------------|
| 1. Nancy should go to Boston with Rebecca. | _____ | _____ |
| 2. The Mendoza family is worried about Rebecca. | _____ | _____ |