




All-Star

全明星英语

○ Linda Lee
《全明星英语》教材改编组

学生用书





All-Star

全明星英语

学生用书

○ Linda Lee
《全明星英语》教材改编组



高等教育出版社

图字: 01-2007-2169

Linda Lee

All-Star Student Book 1

ISBN: 0-07-284664-X

Copyright © 2005 by The McGraw-Hill Companies, Inc. All rights reserved. No part of this publication may be reproduced or distributed in any form or by any means, or stored in a database or retrieval system, without the prior written consent of The McGraw-Hill Companies, Inc., including, but not limited to, in any network or other electronic storage or transmission, or broadcast for distance learning.

Original language published by The McGraw-Hill Companies, Inc. All Rights reserved. No part of this publication may be reproduced or distributed by any means, or stored in a database or retrieval system, without the prior written permission of the publisher.

Authorized English-Chinese bilingual adapted edition jointly published by McGraw-Hill Education (Asia) Co. and Higher Education Press. This edition is authorized for sale in the People's Republic of China only, excluding Hong Kong, Macao SAR and Taiwan. Unauthorized export of this edition is a violation of the Copyright Act. Violation of this Law is subject to Civil and Criminal Penalties.

本书改编版由高等教育出版社和美国麦格劳-希尔教育出版(亚洲)公司合作出版。此版本仅限在中华人民共和国境内(但不允许在中国香港、澳门特别行政区和中国台湾地区)销售。未经许可之出口,视为违反著作权法,将受法律之制裁。

未经出版者预先书面许可,不得以任何方式复制或抄袭本书的任何部分。

本书封面贴有McGraw-Hill公司防伪标签,无标签者不得销售。

图书在版编目(CIP)数据

全明星英语学生用书. 1 / 《全明星英语》教材改编组.
北京: 高等教育出版社, 2009.1
ISBN 978-7-04-024956-9

I. 全… II. 全… III. 英语—高等学校—教材 IV. H31

中国版本图书馆CIP数据核字(2008)第206450号

出版发行 高等教育出版社
社 址 北京市西城区德外大街4号
邮政编码 100120
总 机 010-58581000

经 销 蓝色畅想图书发行有限公司
印 刷 涿州市星河印刷有限公司

购书热线 010-58581118
免费咨询 800-810-0598
网 址 <http://www.hep.edu.cn>
<http://www.hep.com.cn>
网上订购 <http://www.landraco.com>
<http://www.landraco.com.cn>
畅想教育 <http://www.widedu.com>

开 本 889×1194 1/16
印 张 16.5
字 数 400 000

版 次 2009年1月第1版
印 次 2009年1月第1次印刷
定 价 33.00元

本书如有缺页、倒页、脱页等质量问题,请到所购图书销售部门联系调换。

版权所有 侵权必究

物料号 24956-00

《全明星英语》立体化系列教材

总主编：向前进 崔 刚

总策划：刘 援

《全明星英语学生用书 1》

主 编：向前进 王雨梅

编 者：朱龙英 方雯臻 徐 霞 方 宁 胡 丹 刘迪莎

策 划：周 龙 闵 阅

项目编辑：闵 阅 蔺启东

责任编辑：蔺启东

封面设计：王凌波

版式设计：刘 艳

责任校对：蔺启东

责任印制：陈伟光



All-Star

Student Book

全明星英语

学生用书 1

前 言

《全明星英语》立体化系列教材是在麦格劳—希尔公司出版的 *All-Star* 系列教材的基础上, 结合中国成人高等教育英语教学的实际改编而成的。改编后的《全明星英语》系列教材无论是教学内容还是教学方法都更加符合我国英语教学的实际需要, 不仅为成年人学习英语提供了难得的好教材, 同时也适用于高职高专英语教学。

原书是为了专门帮助美国文化水平较低的成年人(尤其是外国移民)提高他们的英语基本语言技能而编写的教材, 编者多是有多年教学经验的教师。全书所涉及的技能有: 1) 语言文字技能: 听、说、读、写语言技能; 基本语法和发音技能以及运用和演算数字的技能; 2) 处理日常生活的语言技能: 涉及消费、环境保护、家庭和子女养育、政府和社区、合作、利用资源和服务、健康和营养、人际交往、学习策略、安全保卫、电话通讯、时间和货币、交通和旅行等诸多方面; 3) 劳动就业语言技能: 涉及应用技术、保持就业、求职等诸多方面。

在改编过程中, 我们坚持突出 *All-Star* 的“大图”(Big Picture) 特色, 同时保持了其听说活动和会话策略的优点。在此基础上我们做了一些调整, 从而更好地满足中国学生学习英语的需求。具体改编内容如下: 1) 为了便于初学者学习, 在第一册中增加了指示语、会话和课文的中文译文; 2) 为了配合各单元的主题内容的训练, 增加了英汉互译练习(Supplemental Translation Exercises); 3) 为了更有效地训练语法内容, 在原教材语法训练内容前面增加了简要的中文说明, 便于学习者掌握语法规则; 4) 在单元测验(Test)中增加了英汉互译习题; 5) 每单元后面增设了词汇表(Words & Expressions), 方便学生进行词汇学习; 6) 对 *All-Star Teacher's Edition* 进行了微调: ①在文前增加了“教法及教材使用说明”; ②将文后的 Big Picture Expansion 和 Workbook Answer Key 移到了《学习辅导与自测》的文后; ③保留了 Test 答案, 并在其中增加了相应的英汉互译答案。7) 对 *All-Star Workbook* 进行了调整: 在文后增加了 Key to Supplemental Translation Exercises 和参考译文。经改编, 《全明星英语》系列教材具有以下特点:

1. 在重视交际技能和学习策略的同时也没有忽略语法结构的训练, 对成人学生及高职高专学生学习英语十分有益。
2. “大图”(Big Picture) 法非常适用于将交际需求形象化, 十分便于将交际环境与语言结构结合起来进行语言训练。
3. 以话题为主线编排内容, 辅以有关语言结构和词汇的训练, 即以交际法为大框架, 以结构法为支撑, 将语言结构和词汇的学习放在交际话题下进行。
4. 所选话题十分贴近现代社会、生活和工作, 便于贯彻学以致用、学用结合的原则。
5. 编配有多个自检测试, 便于教学检查。
6. 听、说、读、写、译全面训练, 以听说引导, 读写终结, 符合由易到难的原则。语言资料十分丰富、实用。
7. 词汇在训练中学习, 最后通过词汇表来进行归纳。
8. 语法训练以实例为主, 注重语法规则的养成训练。
9. 配有简单实用的发音练习, 对于纠正高职高专学生及成人不正确的发音十分有益。

改编后的《全明星英语》系列教材共分4级, 每级由《学生用书》、《学习辅导与自测》、《教师参考书》

和配套的录音光盘组成。《全明星英语》第1册适合英语水平低起点或是英语基础较差的成人或高职高专学生，内容简单实用，且辅有语音和语法练习，特别适合在培养听说能力的同时，打下坚实的综合语言技能基础。第2、3册适合英语水平中等程度的学习者，第4册则适合有较高英语水平的学习者使用。此外，本教材还可以满足社会上部分学习者升学、求职或准备出国定居等学习需要。

《全明星英语》的改编得到了麦格劳—希尔公司和原书编者的大力协助。本书为《全明星英语学生用书1》，由广东警官学院向前进教授、王雨梅教授担任主编，参加改编的老师还有：朱龙英、方雯臻、徐霞、方宁、胡丹、刘迪莎等。

由于时间紧迫和编者水平有限，本系列教材难免存在不足之处，恳请广大师生批评指正。

编 者

2008年12月

To the Learner

All-Star is a four-level, standards-based series for English learners featuring a picture-dictionary approach to vocabulary building. "Big picture" scenes in each unit provide springboards to a wealth of activities developing all of the language skills.

An accessible and predictable sequence of lessons in each unit systematically builds language and math skills around life-skill topics. *All-Star* presents family, work, and community topics in each unit, and provides alternate application lessons in its Workbooks, giving teachers the flexibility to customize the series for a variety of student needs and curricular objectives.

Features

- ★ **Accessible "big picture" scenes** present life-skills vocabulary and provide engaging contexts for all-skills language development.
- ★ **Predictable sequence of eight lessons** in each unit reduces prep time for teachers and helps students get comfortable with the pattern of each lesson type.
- ★ **Flexible structure** allows teachers to customize each unit to meet a variety of student needs and curricular objectives, with application lessons addressing family, work, and community topics in both the Student Book and Workbook.
- ★ **Comprehensive coverage of key standards** prepares students to master a broad range of critical competencies.
- ★ **Multiple assessment measures** like performance-based assessment offer a broad range of options for monitoring and assessing learner progress.

Table of Contents

UNIT	Listening and Speaking	Reading and Writing	Critical Thinking
Pre-Unit Meeting Your Classmates page 2	<ul style="list-style-type: none"> • Listen to introductions • Introduce yourself • Ask for and give spelling of names 	<ul style="list-style-type: none"> • Make a name tag 	
1 Getting Started page 4	<ul style="list-style-type: none"> • Exchange personal information • Talk about things in a classroom • Follow classroom instructions • Say and understand numbers (telephone, area code, zip code) • Use appropriate greetings and partings • Ask about occupations • Introduce people <p>Pronunciation Focus: Long vowel sounds: / and E</p>	<ul style="list-style-type: none"> • Read a world map • Read and write classroom instructions • Read for specific information • Read job ads • Read and complete application forms • Make flashcards 	<ul style="list-style-type: none"> • Classify information • Apply what you know • Interpret information (on an application form) • Interpret a world map
2 Places page 26	<ul style="list-style-type: none"> • Describe the location of things in the community • Talk about places on a U.S. map • Ask for clarification • Talk about library services <p>Pronunciation Focus: Voiced and voiceless <i>Th</i> sounds</p>	<ul style="list-style-type: none"> • Use a telephone directory • Read a map • Read traffic signs • Complete an application for a library card • Write addresses and phone numbers <p>Spotlight: Personal interest stories</p>	<ul style="list-style-type: none"> • Interpret a map • Classify places (public/private) • Interpret an illustration • Interpret traffic signs
3 Time and Money page 48	<ul style="list-style-type: none"> • Ask for and tell the time of day • Ask about business hours • Ask about prices • Ask for a phone number from directory assistance • Listen to an automated phone message <p>Pronunciation Focus: Syllable stress in numbers</p>	<ul style="list-style-type: none"> • Read amounts of money • Read and write personal checks • Read a time schedule • Read signs (in the library) • Write time schedules • Describe a scene • Write amounts of money in words and numbers 	<ul style="list-style-type: none"> • Draw conclusions • Classify information • Compare
4 Calendars page 70	<ul style="list-style-type: none"> • Describe the weather • Talk about events on a calendar • Talk about holidays • Talk about appointments • Make, cancel, and reschedule an appointment <p>Pronunciation Focus: Short <i>A</i> and long <i>A</i></p>	<ul style="list-style-type: none"> • Read information on a calendar • Read appointment cards • Read and write about holidays • Write appointments and events on a calendar <p>Spotlight: Personal interest stories</p>	<ul style="list-style-type: none"> • Classify information • Evaluate • Interpret information about appointments • Interpret information about a school calendar
5 Clothing page 92	<ul style="list-style-type: none"> • Ask for information in a store • Ask about sizes and prices • Describe clothing • Listen to a story • Give opinions about clothes • Return something to a store • Talk about appropriate clothing <p>Pronunciation Focus: Vowel sounds in <i>shoes</i> and <i>should</i></p>	<ul style="list-style-type: none"> • Add words to a Venn diagram • Describe clothes • Read store signs • Read price tags • Read a store receipt • Write a store receipt • Write a personal check • Read a story • Complete a story chart • Read an office memo 	<ul style="list-style-type: none"> • Make inferences • Classify information • Sequence events • Predict • Summarize

	Vocabulary	Grammar	Civics Concepts	Math Skills
	<ul style="list-style-type: none"> Personal information (first name, last name) Alphabet 			
*****	<ul style="list-style-type: none"> Classroom vocabulary Countries Personal information (name, address, etc.) Occupations 	<ul style="list-style-type: none"> Personal pronouns Imperatives Punctuation <p>Spotlight: Simple present of <i>be</i>; possessives</p>	<ul style="list-style-type: none"> Identify countries on a map Recognize different occupations in the community 	<ul style="list-style-type: none"> Use numbers 0 to 11 Understand page references Read and write telephone numbers and addresses
*****	<ul style="list-style-type: none"> Geographical directions (N, S, E, W) Places in the community People and things in a library Street signs 	<ul style="list-style-type: none"> Prepositions of location <i>There is/There are</i> <i>Is there/Are there</i> Singular and plural nouns Punctuation 	<ul style="list-style-type: none"> Identify public services Locate cities and states in the U.S. Make a neighborhood map Identify places in the community Understand traffic signs Visit a public library Complete a library card plication 	<ul style="list-style-type: none"> Understand phone numbers Read math symbols Understand spatial relationships
*****	<ul style="list-style-type: none"> Times of day Time words Days of the week Money: coins and bills Parts of a personal check 	<ul style="list-style-type: none"> <i>Yes/no</i> questions with <i>be</i> Questions with <i>how much</i> <p>Spotlight: <i>Yes/No</i> questions and answers with <i>be</i>; information questions with <i>be</i></p>	<ul style="list-style-type: none"> Identify the business hours of places in the community Distinguish U.S. coins and bills 	<ul style="list-style-type: none"> Interpret clock time Use numbers 12 to 90 Write the time using numbers Count coins and bills Read and understand price tags Write dollar amounts on personal checks Use addition and subtraction to calculate total costs
*****	<ul style="list-style-type: none"> Months of the year Weather words Holidays Ordinal numbers 	<ul style="list-style-type: none"> <i>Wh</i> questions with <i>be</i> Questions with <i>how many</i> Singular and plural nouns Capitalization 	<ul style="list-style-type: none"> Identify important holidays in the U.S. Keep community appointments on a calendar Interpret a child's school calendar 	<ul style="list-style-type: none"> Use ordinal numbers Read and write dates Convert dates to numeric form Interpret schedules Understand appointment times and dates
*****	<ul style="list-style-type: none"> Clothing names Colors Department store people, places, and actions Sizes Prices Descriptive words for clothing 	<ul style="list-style-type: none"> Present continuous statements Present continuous questions and answers Object pronouns <p>Spotlight: Present continuous statements; information questions with the present continuous</p>	<ul style="list-style-type: none"> Explore a department store Interpret price tags and receipts Recognize different occupations in the community 	<ul style="list-style-type: none"> Understand prices and sales receipts Use multiplication and division to calculate totals

Table of Contents

UNIT	Listening and Speaking	Reading and Writing	Critical Thinking
6 Food <i>page 114</i>	<ul style="list-style-type: none"> • Give opinions about foods • Ask for items in a grocery store • Describe food containers • Ask for price information • Listen to a recorded message Pronunciation Focus: Intonation in <i>yes/no</i> questions	<ul style="list-style-type: none"> • Write a shopping list • Read store flyers • Read store receipts • Interpret a food pyramid • Read a recipe • Connect sentences with <i>and</i> • Write a recipe Spotlight: Recipes	<ul style="list-style-type: none"> • Classify information • Make comparisons • Choose the best alternative • Sequence events
7 Families <i>page 136</i>	<ul style="list-style-type: none"> • Talk about family members and responsibilities • Talk about personal interests and activities • Make telephone calls • Discuss family expenses • Give opinions about expenses Pronunciation Focus: Linking consonant to vowel	<ul style="list-style-type: none"> • Make a family tree • Write about family responsibilities • Read family portraits and take notes • Write about family 	<ul style="list-style-type: none"> • Classify information • Estimate
8 Health <i>page 158</i>	<ul style="list-style-type: none"> • Talk about health problems • Discuss remedies • Listen to and practice 911 calls Pronunciation Focus: Linking vowel to vowel with a <i>Y</i> or <i>W</i> sound	<ul style="list-style-type: none"> • Read warning labels • Read opinion paragraphs • Read bar graphs • Indent a paragraph • Write an opinion paragraph • Draw a bar graph Spotlight: Opinions	<ul style="list-style-type: none"> • Classify information • Make inferences • Analyze arguments • Make decisions
9 House and Home <i>page 180</i>	<ul style="list-style-type: none"> • Describe things in a house • Talk about accidents in the home • Ask for housing information Pronunciation Focus: Stress in compound nouns	<ul style="list-style-type: none"> • Write a comparison of two houses • Read bar graphs • Read classified ads • Write a classified ad • Read bills • Write personal checks 	<ul style="list-style-type: none"> • Compare and contrast • Choose the best alternative • Classify information • Make decisions
10 Work <i>page 202</i>	<ul style="list-style-type: none"> • Respond to job ads • Listen to a job interview • Give opinions about what to do in an interview • Give reasons Pronunciation Focus: Stressing important words in sentences	<ul style="list-style-type: none"> • Read and write help wanted ads • Read a success story • Write a story • Read for specific information • Complete job applications • Complete an idea list Spotlight: Past tense stories	<ul style="list-style-type: none"> • Classify information • Reason • Sequence events
Appendices	Conversation Checks <i>page 224</i> Grammar Reference Guide <i>page 230</i> Vocabulary <i>page 236</i>		

	Vocabulary	Grammar	Civics Concepts	Math Skills
	<ul style="list-style-type: none"> • Food • Descriptive words for food • Grocery store places, things, and actions • Food containers • Food groups 	<ul style="list-style-type: none"> • Questions and answers with <i>do</i> and <i>don't</i> • Frequency adverbs 	<ul style="list-style-type: none"> • Understand the food groups • Explore a grocery store • Interpret receipts • Understand healthy eating 	<ul style="list-style-type: none"> • Use U.S. measurements: pounds, ounces, and cups • Compare prices • Budget for food • Calculate serving sizes • Read and write measurements for recipes
	<ul style="list-style-type: none"> • Family members • Household activities • Park activities • Family expenses 	<ul style="list-style-type: none"> • <i>Yes/No</i> questions + simple present • Simple present statements • <i>Don't</i> and <i>doesn't</i> <p>Spotlight: Simple present statements; information questions with the simple present</p>	<ul style="list-style-type: none"> • Discuss community-related activities 	<ul style="list-style-type: none"> • Take messages that include telephone numbers • Create a household budget • Use addition and multiplication to calculate totals
	<ul style="list-style-type: none"> • Parts of the body • Health problems • Remedies • Safety warnings 	<ul style="list-style-type: none"> • <i>Can</i> for ability • Giving advice with <i>should</i> and <i>shouldn't</i> 	<ul style="list-style-type: none"> • Explore a health clinic • Understand safety warnings • Understand when to call 911 • Explore a hospital 	<ul style="list-style-type: none"> • Use U.S. measurements: gallons, quarts, pints, cups and ounces • Interpret bar graphs
	<ul style="list-style-type: none"> • Areas of a house • Household furniture and other items • Features of a house • Types of housing • Classified ad abbreviations • Utility bills 	<ul style="list-style-type: none"> • Comparing past and present • Simple past statements • Negative simple past statements <p>Spotlight: Simple past statements; information questions with the simple past</p>	<ul style="list-style-type: none"> • Recognize different types of housing in a community • Use classified ads as a source of community information 	<ul style="list-style-type: none"> • Interpret bar graphs • Compare rent prices for apartments and houses • Interpret and pay bills
	<ul style="list-style-type: none"> • Occupations and skills • Help wanted ad abbreviations • Work experience 	<ul style="list-style-type: none"> • <i>Yes/No</i> questions with the simple past • Future with <i>be going to</i> 	<ul style="list-style-type: none"> • Use help wanted ads as a source of community information • Recognize some dos and don'ts of interviewing 	<ul style="list-style-type: none"> • Solve word problems • Understand hourly wages • Use addition and multiplication to calculate totals

Welcome to All-Star

All-Star is a four-level series featuring a “big picture” approach to meeting adult standards that systematically builds language and math skills around life-skill topics.

Accessible lesson format follows an innovative layout with a list of activities labeled “Things To Do” on the left and picture-dictionary visuals on the right.

每课遵循创新型版面设计，左侧为“学习任务”，右侧为图解字典的插图。

Predictable unit structure includes the same logical sequence of eight lessons in each unit.

可预测的单元结构是指每个单元含有相同逻辑主题的8课内容。

Comprehensive coverage of key standards prepares students to master critical competencies.

全面介绍重要技能标准，培养学生判断性思维能力。

UNIT 6: Food

1 LESSON

Noodles are delicious.

THINGS TO DO

1 Learn New Words

Look at the pictures. Listen to the words. Then listen and repeat.

1 noodles	8 bananas	15 shrimp
2 bread	9 milk	16 beans
3 rice	10 cheese	17 onions
4 cereal	11 yogurt	18 tomatoes
5 apples	12 butter	19 lettuce
6 oranges	13 peanuts	20 carrots
7 grapes	14 chicken	

Write the words next to the pictures. Then add another food to each group.

2 Give Opinions

Group the foods above. Put the words that end in -s in Group 1. Put the other words into Group 2.

GROUP 1	GROUP 2
noodles	bread

Work with a partner. Give your opinion of 5 foods.

I think noodles delicious. I think bread is good.

3 Write

Make a shopping list like this. Write 10 foods.

SHOPPING LIST	
Fruit & Vegetables	Dairy
apples	milk
Grains	Other
bread	

FOOD GROUPS

Grains

1 noodles

2 bread

3 rice

4 cereal

Fruit

5 apples

6 oranges

7 grapes

8 bananas

Dairy

9 milk

10 cheese

11 yogurt

12 butter

Meat, Fish, Beans, Nuts

13 peanuts

14 chicken

15 shrimp

16 beans

Vegetables

17 onions

18 tomatoes

19 lettuce

20 carrots

WINDOW ON GRAMMAR
Questions with *Do you like*

★ Read the questions and answers.

QUESTIONS	ANSWERS
Do you like rice?	Yes, I do.
Do you like cheese?	No, I don't.

★ Work with a partner. Ask about 5 foods.

EXAMPLE:
A: Do you like milk?
B: No, I don't.

★ Write a sentence about your partner. Read it to the class.
My partner likes _____ and _____.

Life-skills vocabulary is presented through compelling, picture-dictionary illustrations. Students learn new words in a non-threatening, structured environment.

通过激发学生兴趣的图解字典插图呈现与生活技能相关的词汇，使学生在轻松的环境中系统地学习生词。

Windows on Grammar present manageable chunks of grammar with clear examples and follow-up activities. Grammar is addressed in greater detail in 5 Grammar Spotlights throughout the book and in the Grammar Reference Guide at the back of the book.

“语法窗口”举例讲解语法知识并提供练习。贯穿全书的5个“语法小结”以及书后的“语法指导”更为详细地讲解语法知识。

"Big picture" scenes are springboards to a wealth of all-skills expansion activities in the Teacher's Edition.

"大图"为教师用书中的技能拓展训练提供了素材。

Color overhead transparencies for the "big picture" scenes provide fun and meaningful ways to present new vocabulary and concepts.

"大图"的彩色幻灯片有趣并有效地介绍了新词汇和概念。



UNIT 6: Food

Do you sell rice?

VOCABULARY IN ACTION: At the Grocery Store

THINGS TO DO

1 Talk About the Picture

Write 5 things about the picture.

EXAMPLES: Gail is looking at paper towels.
Tina is standing in line.

Share your ideas with the class.

2 Learn New Words

Look at the picture. Listen to the words. Then listen and repeat.

- | | | |
|-------------------|--------------------|-----------------------|
| 1 Aisle 1 | 6 shopping cart | 11 pushing a cart |
| 2 restroom | 7 mop | 12 looking at |
| 3 ice | 8 checkout counter | 13 eating |
| 4 frozen foods | 9 coupons | 14 cleaning the floor |
| 5 produce section | 10 bakery | 15 standing in line |

3 Practice the Conversation

Listen to the conversations. Then listen and repeat.




A: Excuse me. Do you sell rice?
B: Yes, we do. It's in Aisle 1.
A: Thank you.
B: You're welcome.



A: Excuse me. Do you sell bananas?
B: Yes, we do. They're in the produce section.
A: Thank you.
B: You're welcome.

Practice the conversations with a partner. Ask about these things.



86

87

Structured speaking activities invite students to discuss the picture dictionary scene, simulate real-life conversations, and express their thoughts and opinions.

口语练习让学生对图解字典的情景展开讨论，激发他们进行日常生活对话的兴趣，并表达他们的想法和意见。

阅读练习要求学生找出关键信息并得出结论，从而培养他们的批判性思考的能力。

基于实物的阅读和对叙述性文字的阅读（如：地图、广告、描述性段落、短篇小说）为培养学生的阅读技能打下基础。

大量的写作练习为学生提供多种学术写作和实际生活写作的尝试机会，如：完成标准写作格式和完成句子练习。

“试一试”环节将课堂学习与社会经历相结合，提高学生的公民意识。

“数学窗口”帮助培养学生的运算技能以解答基础数学题。

viii

Practice the Conversation activities invite students to engage in everyday conversations with their classmates, using the vocabulary and grammar they have learned.

“对话练习”让学生们运用所学的词汇和语法进行彼此的合作，并以此展开日常生活对话。



UNIT 6: Food

Is milk on sale?

1 Practice the Conversation: Ordering Food at a Counter

Listen to the conversation. Then listen and repeat.

- A: Number 27, please.
B: That's me.
A: What can I get for you?
B: Three pounds of chicken.
A: Anything else?
B: No, that's all.

Practice the conversation with a partner. Use these items.

28 A pound	29 Half a pound	30 Two pounds
---------------	--------------------	------------------



2 Practice the Conversation: Asking for Help

Listen to the conversation. Then listen and repeat.

- A: Can I help you?
B: Yes. Do you have vegetable oil?
A: Yes, we do. It's on sale this week.
B: How much is it?
A: \$1.99 for a 64-ounce bottle.

Practice the conversation with a partner. Use these items.

cheese \$2.25 for a 10-ounce package.	white rice 99¢ for a 16-oz. bag.	bread \$2.50 for a 24-oz. loaf.
---	--	---------------------------------------



CONVERSATIONS: Asking for Store Information

1 Practice the Conversation: Asking about Sales

Listen to the conversation. Then listen and repeat.

- A: Is milk on sale this week?
B: Yes. It's only 99 cents a carton.
A: What size?
B: 32 ounces.
A: Wow! That's a good price.

Practice the conversation with a partner. Use these items.

rice a bag / 12 ounces	honey a jar / 8 ounces	sugar a box / 16 ounces
------------------------------	------------------------------	-------------------------------



WINDOW ON PRONUNCIATION Intonation in Yes/No Questions

★ Listen to the questions. Then listen and repeat.

- Can I help you?
- Do you have grape juice?
- Is rice on sale this week?
- Anything else?
- Do you sell noodles?
- Do you have a package of cheese at home?
- Do you like apples?

Work with a partner. Ask and answer the questions.

★ Listen to the sentences. Then listen and repeat.

- A. The apples are on sale.
B. The apples are on sale.
- A. Okay.
B. Okay.
- A. Milk.
B. Milk.

Listen again. Write a period after each statement and a question mark after each question.

Windows on Pronunciation help students produce difficult sounds in English and address issues of stress, rhythm, and intonation.

“语音窗口”帮助学生克服英语发音难点，其中涉及到重音、节奏和语调等问题。

Application lessons focus on developing the students' roles in life as workers, parents, and citizens.

“应用课程”关注学生在社会生活中作为工作者、父母及公民的角色。

Real-world documents and situations are highlighted in the *Application* lessons, exposing students to critical concepts they encounter at work, at home, and in the community.

“应用课程”中强调了现实生活中的文本和情景，让学生接触到实际工作、家庭及社会中的重要概念。



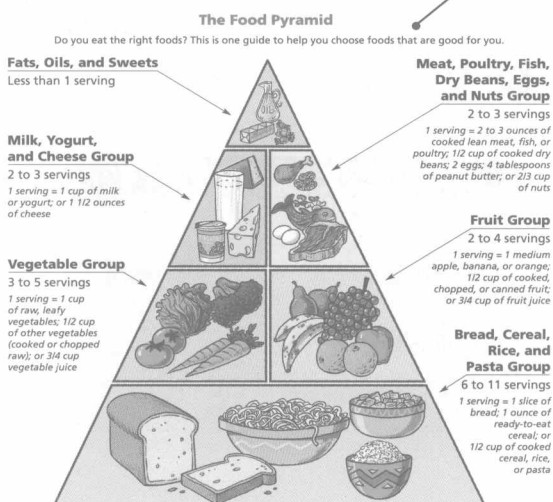
UNIT 6: Food

APPLICATION: Choosing Foods

The Food Pyramid

1 Talk About the Picture

What foods do you know in the picture below? What foods can you add to each group?



94

2 Read

Study the food pyramid. Complete this chart.

FOOD GROUP	NUMBER OF SERVINGS PER DAY
1. Bread, Cereal, Rice, and Pasta Group	6 to 11
2. Fruit Group	
3.	
4.	
5.	
6.	

3 Write

Write the number of servings.

 2 slices of bread = 2 servings	 4 eggs =	 1 1/2 cups of orange juice =
 1 cup of cooked dry beans =	 1 cup of uncooked or raw spinach =	 1 cup of cooked rice =



Write 4 sentences about you and people in your family.

EXAMPLES: I eat about 5 servings of vegetables every day.
My father always eats 1 serving of pasta at night.
I usually eat 1 serving of yogurt in the morning.
My son eats 2 servings of fruit in the evening.

95



UNIT 6

Noodles are delicious.

Write the words in the correct place in the chart. (More than 1 idea is possible.)

oranges	bananas	butter	beans
apples	lettuce	carrots	
YELLOW	GREEN	ORANGE	

Complete the sentences. Write it or an.

1. Bananas are _____ good.
2. Carrots are _____ oranges.
3. Milk is _____ white.
4. I think rice is _____ delicious.
5. There are _____ onions on the table.
6. _____ there some butter on the table?
7. Where are _____ the tomatoes?
8. There are _____ cheese on the bread.

Look at Henry's food for this week. Answer the questions.

SUN.	MON.	TUE.	WED.	THURS.	FRI.	SAT.
Rice and shrimp	Chicken	Shrimp and tomatoes	Noodles	Rice and beans	Bread and cheese	Chicken and carrots

1. What food is for Monday? _____ chicken
2. What food is for Wednesday? _____
3. Does Henry have rice on Sunday? _____
4. What day does Henry have carrots? _____
5. When does he have beans? _____
6. What day does he eat tomatoes? _____

Make a schedule of your food. Write one food for each day.

SUN.	MON.	TUE.	WED.	THURS.	FRI.	SAT.
------	------	------	------	--------	------	------

Read the story. Check yes or no.

Henry likes rice. He thinks rice is delicious. Henry doesn't like onions. He thinks onions are terrible. Henry thinks oranges and grapes are good. He doesn't think that yogurt is good.

1. Henry likes grapes. ☐ yes ☐ no
2. He doesn't like rice. ☐ yes ☐ no
3. Henry likes grapes. ☐ yes ☐ no
4. He doesn't like onions. ☐ yes ☐ no
5. He likes oranges. ☐ yes ☐ no

Answer the questions about you. Write Yes, I do, or No, I don't.

1. Do you like peanuts? _____
2. Do you like bananas? _____
3. Do you like rice? _____
4. Do you think apples are delicious? _____
5. Do you think onions are terrible? _____
6. Do you think carrots are good? _____

Write about you. Use sentences from Exercises E and F.

Alternate application lessons in the *Workbook* provide a flexible approach to addressing family, work, and community topics in each unit.

学习辅导与自测中的“应用课程”灵活地涉及到各单元有关家庭、工作和社会的诸多主题。