




义务教育教科书

七年级

上册

英语

GO
for
it!



人民教育出版社

义务教育教科书

英语

七年级 上册

(中国) 人民教育出版社 课程教材研究所
英语课程教材研究开发中心 编著
(美国) 圣智学习集团

人民教育出版社

·北京·

Copyright © 2012 by People's Education Press Ltd. and Cengage Learning Asia Pte Ltd.
No part of this publication may be reproduced or transmitted in any form or by any means,
without permission in writing from the publisher.

版权共有，未经出版社书面同意，任何人不得以任何形式或方式复制或转换本作品的任何部分。

主 编：刘道义 郑旺全

David Nunan

副主编：张献臣 张雅君

主要编写人员：张琳琳 陆锡钦 熊金霞 龚亚夫 李静纯 郭 娟 李 俏
周 斌 庄 力 Eden Brough Anthony Sheridan Hoi Kin Chiu
Andrew Robinson Guy de Villiers Edward Vickers

责任编辑：张琳琳

美术编辑：张 蓓

封面设计：吕 旻 Melvin Chong

版面设计：马仕睿

插 图：严 峥（含封面） Edwin Ng Martha Friedman 陈 刚

义务教育教科书

英 语

七年级 上册

（中国）人民教育出版社 课程教材研究所
英语课程教材研究开发中心 编著
（美国）圣 智 学 习 集 团

*

人民教育出版社出版

网址：<http://www.pep.com.cn>

重 庆 出 版 社 代 印

重 庆 新 华 书 店 集 团 发 行

重 庆 新 华 印 刷 厂 印 装

*

开本：787 毫米 × 1 092 毫米 1/16 印张：8.5 字数：140 000

2013 年 6 月第 2 版 2013 年 5 月重庆第 1 次印刷

ISBN 978 - 7 - 107 - 24470 - 4 定价：8.15 元

审图号：GS(2012)2338 号

著作权所有 · 请勿擅用本书制作各类出版物 · 违者必究

如发现印、装质量问题，影响阅读，请与当地新华书店或印厂联系调换。

厂址：重庆市九龙工业园区华龙大道 58 号 邮编：400052 电话：68955783

致同学

同学们，你们好！祝贺你们进入一个新的英语学习阶段！这套教材将陪伴你们走过初中三年的英语学习历程，帮助你们实现更高的英语学习目标。

这套教材是根据你们的心理特点、认知水平和兴趣爱好来编写的。相信在今后的英语学习中，新教材的以下特点会引起你们的学习兴趣，并对你们的英语学习有所帮助：

1. 新教材不仅要帮助你们学会一些英语语言知识，更重要的是要帮助你们发展语言运用能力，让你们会用英语表达思想、与人交流。

2. 新教材充分考虑了你们的生活实际和学习需求，教材的内容和活动都与你们的生活和兴趣紧密相连，目的是让你们在英语学习中不感到枯燥乏味，做到有话可说、有话想说、有话能说。

3. 新教材不仅重视培养你们的语言能力，而且重视培养你们的学习能力，包括自主学习能力和合作学习能力，这些能力会让你们终身受益。

4. 新教材为你们设计了许多具有交际意义的任务或活动，目的是让你们在英语课堂上“活”起来、“动”起来。英语课堂教学需要你们的充分参与，英语学习需要你们与老师合作、与同学交流。通过参与和互动，你们的英语水平才会得到不断提高。

5. 学习语言和学习文化是密不可分的。因为语言是文化的载体，文化是语言的灵魂。新教材为你们编写了大量的文化内容，包括我们的民族文化、英语国家的文化和非英语国家的文化。通过文化内容的学习，你们的视野会更开阔，思想会更丰富，思维会更活跃，交流会更得体。

要想学好英语，光靠课本是不够的，你们还需要接触更多的英语学习资源。学习英语没有捷径，只有多听、多说、多读、多写、多记、多用才是最有效的办法。因此，你们要充分利用各种资源和机会来学习英语。

同学们，加油吧！朝着你们的目标，Go for it! 祝你们英语学习取得成功！

编者

2012年5月



Contents

Starter Units	Topics	Functions	Letters and Structures
1 Good morning! Page S1	Meeting friends	Greet people	Letters A–H Pronunciation of letters <i>A, E</i>
2 What's this in English? Page S5	Things around you	Identify things Spell words	Letters I–R Pronunciation of letters <i>A, E, I, O</i> <i>What</i> questions
3 What color is it? Page S9	Colors	Identify colors	Letters S–Z Review of the alphabet Pronunciation of letters <i>A, E, I, O, U</i> <i>What</i> questions

Units	Topics	Functions	Structures
1 My name's Gina. Page 1	Making new friends	Introduce yourself Greet people Ask for and give telephone numbers	Present tense <i>to be</i> <i>What</i> questions Yes/No questions and short answers Possessive adjectives <i>my, your, his, her</i>

Target Language	Vocabulary	Recycling
<p>Good morning, Alice! Good afternoon, Eric! Good evening, Bob!</p> <p>Hello, Frank! Hi, Cindy!</p> <p>How are you? I'm fine, thanks.</p>	<p>I, you, am, are, fine, OK, good, hello, hi, how, thanks</p> <p>good morning, good afternoon, good evening</p>	
<p>What's this in English? It's an orange. Spell it, please. O-R-A-N-G-E.</p> <p>What's that in English? It's a jacket.</p>	<p>map, key, jacket, cup, ruler, pen, orange, a/an, it, this, that, is, what, spell, please in English</p>	<p>Letters A-H Pronunciation of letters A, E</p>
<p>What's this/that? It's V. What color is it? It's red.</p>	<p>color, red, yellow, green, blue, black, white, purple, brown, the</p>	<p>Letters A-R Pronunciation of letters A, E, I, O</p> <p>What's this in English? It's ... Spell it, please.</p>

Target Language	Vocabulary	Recycling
<p>What's your name? Alan. Hello, Alan. I'm Ms. Brown. Nice to meet you.</p> <p>Are you Helen? No, I'm not. I'm Gina.</p> <p>What's your telephone number? It's 281-9176.</p>	<p>name, telephone/phone, number, your, his, her, he, she, yes, no, first, last</p> <p>Numbers 0-9</p> <p>first/last name, middle school, telephone/phone number</p>	<p>my, Alice, Bob, Cindy, Dale, Eric, Frank, Grace, Helen</p> <p>Good morning!</p> <p>Hi/Hello!</p>

Units	Topics	Functions	Structures
<p>2</p> <p>This is my sister.</p> <p>Page 7</p>	The family	<p>Introduce people</p> <p>Identify people</p>	<p>Demonstrative pronouns <i>this, these, that, those</i></p> <p><i>Who</i> questions</p> <p>Subject pronouns <i>I, he, she, they</i></p> <p>Plural nouns</p>
<p>3</p> <p>Is this your pencil?</p> <p>Page 13</p>	Things in the classroom	Identify ownership	<p>Possessive pronouns <i>mine, yours, his, hers</i></p> <p>Yes/No questions and short answers</p>
<p>4</p> <p>Where's my schoolbag?</p> <p>Page 19</p>	Things around the house	Talk about where things are	<p><i>Where</i> questions</p> <p>Prepositions <i>on, in, under</i></p> <p>Conjunction <i>and</i></p>
<p>5</p> <p>Do you have a soccer ball?</p> <p>Page 25</p>	Spending time with friends	Talk about ownership	<p>Present tense <i>to have</i></p> <p>Yes/No questions and short answers</p> <p>Affirmative and negative statements</p> <p>Adjectives of quality</p> <p>Conjunction <i>but</i></p>
<p>6</p> <p>Do you like bananas?</p> <p>Page 31</p>	Food	Talk about likes and dislikes	<p>Present tense <i>to like</i></p> <p>Yes/No questions and short answers</p> <p>Affirmative and negative statements</p> <p>Countable/uncountable nouns</p>

Target Language	Vocabulary	Recycling
<p>Who's she? She's my sister.</p> <p>This/That is my friend Jane.</p> <p>These/Those are my brothers.</p>	<p>family, mother, mom, father, dad, parents, grandmother/grandma, grandfather/grandpa, grandparents, brother, sister, cousin, aunt, uncle, son, daughter, these, those, who</p>	<p>this, that</p> <p>Hi, I'm ...</p> <p>Good morning.</p> <p>Nice to meet you. Nice to meet you, too.</p>
<p>Is this your pencil? Yes, it is. It's mine.</p> <p>Are these your books? No, they aren't. They're hers.</p>	<p>pencil, pencil box, schoolbag, book, eraser, notebook, dictionary, bag, baseball, computer game, ID card, watch, ring, mine, yours, his, hers</p> <p>thank you for ..., ask ... for ..., a set of</p>	<p>What's this? It's ...</p> <p>How do you spell it?</p>
<p>Where's his pencil box? It's in his schoolbag.</p> <p>Where's your ruler? It's under the chair.</p> <p>Where are my books? They're on the sofa.</p>	<p>room, table, bed, sofa, chair, desk, radio, clock, tape, tape player, model plane, on, under, where, their</p> <p>come on</p>	<p>schoolbag, key, ruler, map, hat, CD, bag, book, pencil box, pencil, pen, computer game, dictionary, notebook, in</p> <p>I'm ..., and my sister is ...</p>
<p>Do you have a ping-pong bat? Yes, I do./No, I don't. I have a ping-pong ball.</p> <p>Does she have a tennis ball? No, she doesn't. She has a baseball.</p>	<p>sports, tennis ball, ping-pong, soccer, volleyball, basketball, TV, interesting, boring, fun, difficult, relaxing, easy, do, does, have, has, go, get, play, like, love, let, sound, we, us, them</p> <p>watch TV</p>	<p>Where's ...? It's ...</p>
<p>Do you like salad? Yes, I do./No, I don't.</p> <p>He likes ice-cream. He doesn't like vegetables.</p>	<p>food, hamburger, tomato, ice-cream, salad, banana, strawberry, pear, milk, bread, chicken, vegetable, fruit, apple, rice, egg, carrot, breakfast, lunch, dinner</p> <p>think about</p>	<p>What about ...?</p> <p>Let's ...</p> <p>Sounds good.</p>

Units	Topics	Functions	Structures
7 How much are these socks? Page 37	Shopping	Ask about prices Talk about clothing Offer help Thank someone	<i>How much</i> questions
8 When is your birthday? Page 43	Dates	Talk about dates	<i>When</i> questions Possessive 's
9 My favorite subject is science. Page 49	School subjects	Talk about preferences Give reasons	<i>What</i> questions <i>Why</i> questions <i>When</i> questions <i>Who</i> questions
Page 55	Notes on the Text		
Page 67	Tapescripts		
Page 75	Pronunciation		
Page 85	Grammar		
Page 94	Words and Expressions in Each Unit		
Page 103	Vocabulary Index		
Page 111	Name List		

Target Language	Vocabulary	Recycling
<p>How much is the hat? It's five dollars.</p> <p>How much is this/that T-shirt? It's seven dollars.</p> <p>How much are these/those socks? They're two dollars.</p>	<p>clothes, socks, T-shirt, shorts, sweater, trousers, shoes, skirt, dollar, big, small, short, long</p> <p>Numbers 10–31</p> <p>how much, a pair of</p>	<p>Numbers 0–9</p> <p>color, black, white, red, green, blue, yellow, brown, purple</p> <p>the, this, that, these, those</p> <p>How about ...?</p> <p>What color ...?</p> <p>Do you like ...?</p> <p>We have ...</p>
<p>When is your birthday? My birthday is on May 2nd.</p> <p>When is her birthday? It's in August.</p> <p>When is Sally's birthday party? It's on October 5th.</p>	<p>month, January, February, March, April, May, June, July, August, September, October, November, December</p> <p>Numbers 1st–31st</p> <p>English test, school trip, birthday party, basketball/soccer game, art festival, Sports Day, English Day, School Day, book sale</p>	<p>We have ...</p> <p>Do you like ...?</p> <p>Do you have ...?</p>
<p>What's your favorite subject? My favorite subject is P. E.</p> <p>Why do you like P. E.? Because it's fun.</p> <p>Who's your P.E. teacher? Mr. Hu.</p> <p>When is your geography class? It's on Friday.</p>	<p>subject, P.E., science, music, math, geography, Chinese, history, Monday, Tuesday, Wednesday, Thursday, Friday, Saturday, Sunday, favorite, useful, cool, free, lesson, why, because</p> <p>for sure, from ... to ...</p>	<p>art, class, fun, interesting, boring, difficult, busy, easy, relaxing</p> <p>Who is ...?</p> <p>I like ...</p> <p>When is ...?</p> <p>It's on ...</p> <p>Let's ...</p>

STARTER UNIT 1

Good morning!

Language Goals: Letters A-H; Greet people

语言目标: 字母A-H; 问候他人


1a

Write down the names in the picture.

写出图中人物的名字。

Boys' names

Girls' names



1b

Listen and repeat. 听录音并跟读。

1c

Practice the conversations in the picture. Then greet your partner.

练习图中对话, 然后问候同伴。

2a Listen and repeat. 听录音并跟读。

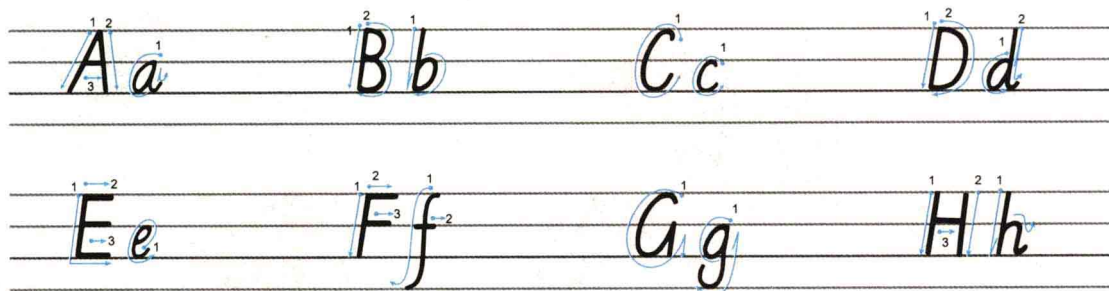
A a B b C c D d E e F f G g H h

2b Listen and number the letters you hear [1-8].

听录音，根据所听到的顺序为字母编号。

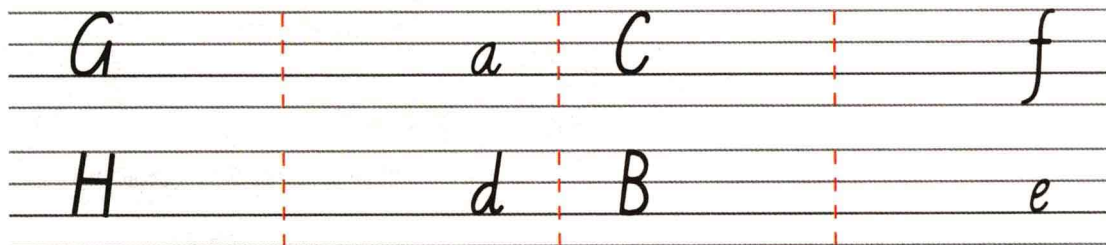
<input type="checkbox"/> h	<input type="checkbox"/> 1 a	<input type="checkbox"/> e	<input type="checkbox"/> g
<input type="checkbox"/> d	<input type="checkbox"/> b	<input type="checkbox"/> c	<input type="checkbox"/> f

2c Look and copy. 观察并按笔画抄写下列字母。




2d Write the missing big letter or small letter for each pair.


补全每组所缺的大写或小写字母。




2e Talk about what these letters mean. 谈谈下列字母组合的含义。



HB




CD



BBC

3a

Listen and number the pictures [1-3]. 听录音，为图片编号。



3b

Practice the conversations in 3a with your partner. 与同伴练习 3a 中的对话。

3c

Listen to the conversation. Then practice it with your partner.

听对话并与同伴练习。



3d

Choose an English name for yourself. Then greet each other. 为自己选一个英文名字，与同伴互相问候。

A: Hi, Helen! How are you?
B: Hi, Eric! I'm fine, thanks.

4a

Write the names of the children on page S1. Then write the names in alphabetical order. 从第一页中找出下列孩子的名字，按首字母顺序列表。



Alice

Name List

Alice _____

4b

Listen and repeat. 听录音并跟读。

A	A H Dale Grace	Frank thanks
E	B C D E G evening	F Helen

4c

Read the letters and words in column 1. Then try to read the new words in column 2. 朗读第一栏的字母和单词，并试着读出第二栏的生词。

	1	2
A	A H Dale Grace	age
	Frank thanks	hand
E	B C D E G evening	he
	F Helen	bed

4d

Listen and sing the song. 听一听，唱一唱。

Good morning!
 Good morning!
 How are you?
 I'm fine, thanks.
 How are you?
 I'm OK.

Good afternoon!
 Good afternoon!
 How are you?
 I'm fine, thanks.
 How are you?
 I'm OK.

Good evening!
 Good evening!
 How are you?
 I'm fine, thanks.
 How are you?
 I'm OK.

What's this in English?

Language Goals: Letters I-R; Identify things; Spell words


语言目标: 字母 I-R; 辨认物品; 拼写单词

1a

Look for the small letters in the picture for these big letters. Check (✓) the ones you find.

在图中找出下列大写字母的小写，在找到的字母后打勾。

- A
- B
- C
- D
- E
- F
- G
- H



1b

Listen and repeat. 听录音并跟读。

1c

Practice the conversation in the picture with your partner. Then make your own conversations. 与同伴一起练习图中对话，然后编新对话。

2a Listen and repeat. 听录音并跟读。

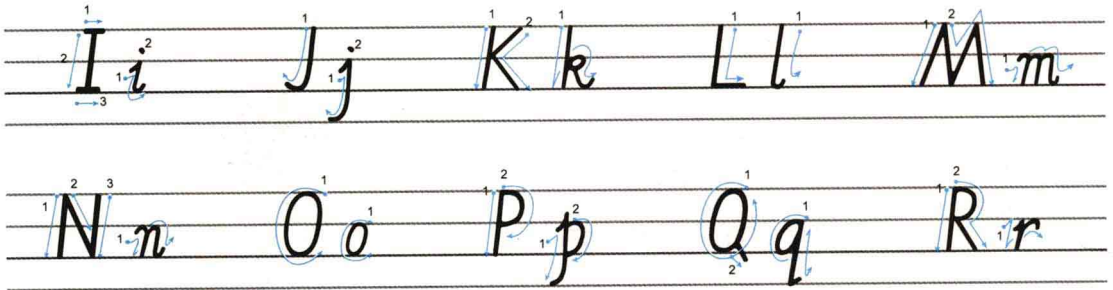
I i J j K k L l M m N n O o P p Q q R r

2b Listen and number the letters you hear [1-10].

听录音，根据所听到的顺序为字母编号。


l o q k 1 i
 n p r m j

2c Look and copy. 观察并按笔画抄写下列字母。



2d Write the missing big letter or small letter for each pair.


补全每组所缺的大写或小写字母。



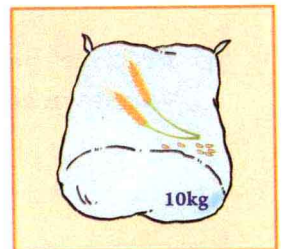
2e Talk about what these letters mean. 谈谈下列字母或字母组合的含义。



P



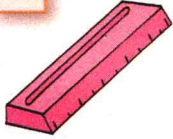
NBA



kg

3a

Listen and number the pictures [1-8]. 听录音，为图片编号。



a _ _ u _ _ e _ _



a _ _ a _ _



a _ _ _ ck _ _ t



a _ _ _ _ y



a _ _ u _ _ _ t



an _ _ r _ _ _ g _ _



a _ _ en



a _ _ u _ _

3b

Listen and complete the words under the pictures in 3a.

听录音，补全 3a 中的单词。

3c

Listen to the conversation. Then practice it with your partner.

听对话，并与同伴练习。



3d

Listen to the conversations and number the words you hear [1-4].

听对话，根据所听到的顺序为单词编号。

1 key ___ pen ___ cup ___ ruler

3e

Talk about the things in the picture. 与同伴谈谈图中的物品。

