

English for children

有声



儿童英语

上海外语教育出版社

儿童英语
ENGLISH FOR CHILDREN

(3)

江雷红·周燕平 编著

张中良·陈慕水 配图

上海外语教育出版社

Shanghai Foreign Language Education Press

· 1986 ·

沪新登字203号

有 声

儿童英语(三)

English for Children

江雷红 周燕平 编著

张中良 陈慕水 配图

上海外语教育出版社出版发行

(上海外国语学院内)

上海群众印刷厂印刷

新华书店上海发行所经销

开本787×1092 1/16 4印张

1987年2月第1版 1992年3月第7次印刷

印数: 200,001—240,000册

ISBN 7-81009-271-5 / G · 060

定价: 2.00元


前 言

本书是系列读物《儿童英语》的第三册,供学前儿童学习英语之用。

本书在前两册的基础上继续循序渐近地介绍了一些最基本的语法现象,但教师仍应引导学生进行模仿、操练句型,不必讲解语法。

本书图文并茂,语言生动活泼,适于儿童学习。

全书共二十课,每五课为一单元,每一单元均配以练习,练习形式新颖多样。书末附有总词汇表及英语歌曲。



Children's Rhyme

Rain, Rain, Go Away

Rain, rain, go away,
Mike and Pochi want to play.
Rain, rain, go away,
Come again some other day.



Tick, Tock

Tick, tock, tick, tock,
Merrily sings the clock.
It's time for work,
It's time for play,
And so it sings
Through all the day.
Tick, tock, tick, tock,
Merrily sings the clock.



HELLO, HELLO, HELLO!



HELLO, HELLO, HELLO!

1 = F $\frac{4}{4}$

Pupil 1: 5 5-3 | 5 5-3 | 5 5-3 | 5 5-3 | 5 5-3 |


Pupil 2: 5 5-3 | 5 5-3 | 5 5-3 | 5 5-3 | 3 1 2 1- ||

Good morn-ing. (Good morn-ing.) Who is it? (It's Jo-seph.) How are you?

(I'm fine.) Come in. (I'm in.) Hel-lo, hel-lo, hel-lo!

(Shake hands vigorously.)

I SEE GREEN / SEE YELLOW



I SEE GREEN, I SEE YELLOW

$1 = C \frac{4}{4}$

5 5 $\dot{1}$ - | 4 3 4 3 | 5 5 $\dot{1}$ $\dot{1}$ | 1 1 2 1
I see green, I see yel- low. I see that big fun- ny fel- low.


5 5 $\dot{1}$ - | 3 3 6 - | 5 5 $\dot{1}$ 1 | 3 2 1 -
I see white, I see black. I see this and that and that.

1 1 4 4 | 6 6 5 - | 5 5 $\dot{1}$ 1 | 4 3 2 -
I see o-range, I see brown, I stand up and I sit down.

5 5 $\dot{1}$ - | 3 3 5 - | 5 5 $\dot{1}$ 1 | 3 2 1 -
I see red, I see blue, I see you and you and you.

Lesson One

Look and Read:




one bear




two bikes



three dogs




four telephones



five cats




six baskets



seven chairs



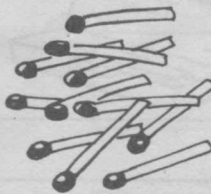
eight eggs




nine boxes



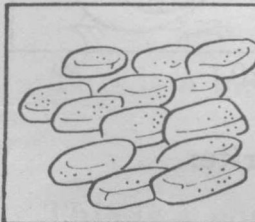
ten books



eleven matches



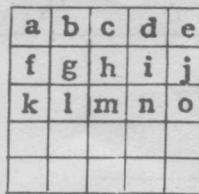
twelve stars




thirteen rubbers



fourteen balloons




fifteen letters



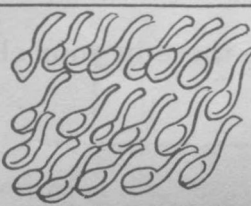
sixteen apples



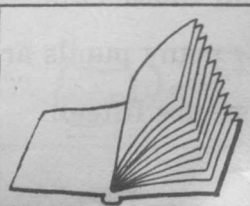
seventeen sweets



eighteen pens



nineteen spoons




twenty pages

cat → cats apple → apples

egg → eggs box → boxes

Look and Say:

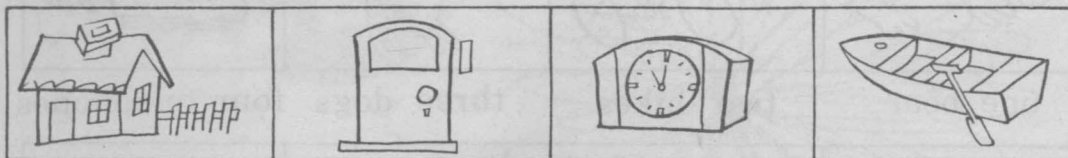


1

2

3

4



5

6

7

8

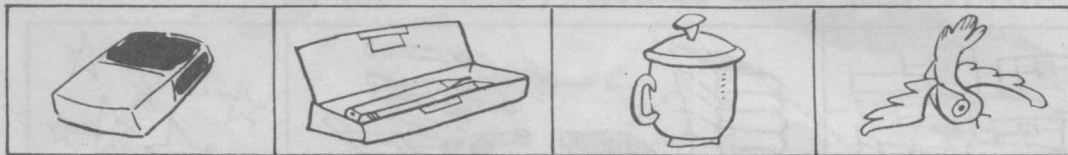


9

10

11

12

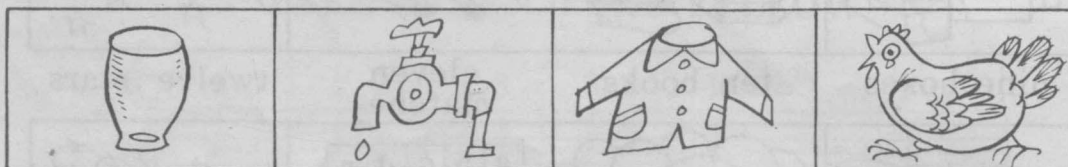


13

14

15

16



17

18

19

20

Learn to Say:

Which class are you in?

I'm in Class Two.

How many pupils are there in your class?

There are fifteen.

Learn to Write:


six hens

fourteen pupils

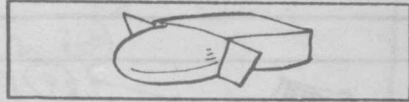
three telephones

Lesson Two

This is a piece of paper.



This is a cake of soap.



This is a loaf of bread.



This is a bar of chocolate.



This is a grain of rice.



This is a tin of sweets.




This is a bag of flour.



This is a pot of salt.



This is a cup of tea.



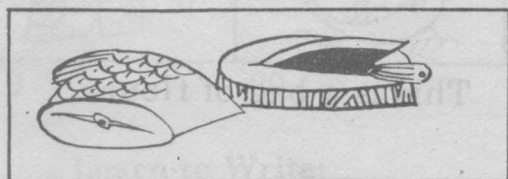

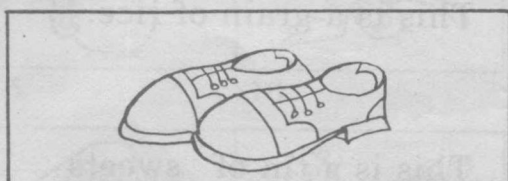

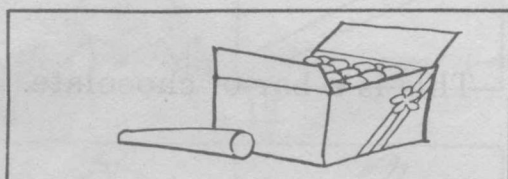
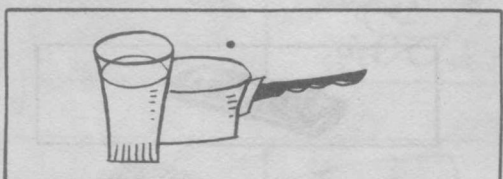

This is a bottle of milk.



a piece of paper
a cup of tea

Look and Answer:

What is it?
It is ...



Learn to Say:

What's the matter with you?


I've a bad cold.

Learn to Write:

This is a piece of
chicken. This is a
packet of sugar.

Lesson Three

Look and Read:



This is a picture.

Look at the picture, please.

There is a table in it.

On the table there is a telephone.

The telephone is ringing.

There is a bag too.

There are three books in the bag.

Under the table there is a dog.

The dog is sleeping.



a, an, the

Picture Talk:



Key Words: cupboard doll beautiful a bottle of milk
under a pair of shoes big



Key Words: sit chair read cat under eat fish

Learn to Say:

I'm sorry to trouble you.

It's no trouble at all.

Learn to Write:

Look at the
picture, please.

Lesson Four

Act and Say:



May I sit down?

Yes, you may.




May I use your pen, please?

Yes, John. You may.


May I turn on the light?

Yes, Jimmy. You may.



May I have your book for a moment, please?


Yes, you may.



May I turn on the light?

Look and Ask:

May I ...?




close
door

turn on
fan

stand up

have
a cup of tea

carry
box



open
window

have
apples

come in

go out

read
newspaper

Learn to Say:

Good morning, Miss Lee.

Good morning, Peter.

May I carry your bag?

Yes. Thank you.

Learn to Write:

May I sit down?

Yes, you may.

Lesson Five

Look and Read:



Look at the picture, please.

The boy is between the girls.

The teacher is behind the boy.

One girl is between the desk and the window.

There are many books on the desk.

Beside the books there is a pencil-box.

Near the desk there is a bench.

Under the bench there is a ball.

behind beside
between near

Ask and Answer:

Where is/are ... ?

It is ... / They are ...



Key Words:

walk between tiger elephant behind monkey
panda near bamboo shoots beside
zebra seal in front of over

Learn to Say:

Can I help you?

Yes, please.

No, thanks.

Learn to Write:

Some students are
walking in front
of the bears.